

SPLASHPROOF AXIAL EXTRACT FANS USED TO EXTRACT AIR EITHER DIRECTLY TO THE OUTSIDE OR INTO DUCTING UP TO 4m LONG

VORTICE® PUNTO RANGE



■ **For intermittent or continuous ventilation of bathrooms, toilets, kitchens or utility rooms in domestic or commercial properties.**

- 82 models available with or without the option of automatic shutters, timer, pull cord, humidistat, electronic microprocessor and Passive infrared.
- Motor with shielded poles, either with bronze or ball bearings, and with thermal cut-out.
- The standard models can be speed regulated.

- Data and performances IMQ Performance certified.
- High airflow rate, low operating noise level and low power consumption due to the wing profile blades and motor support.
- IPX4 splashproof protection on all models.
- Motor support and grille made of anti-UV ABS.
- Available in three outlet sizes: Ø 100, 120 and 150 mm.
- Conforms to the following standards: CEI EN 60335-2-80 (Part 2: Particular requirements for fans), CEI EN 60529 (Code IP) and CEI 107-53/1986.

Design: F. Trabucco & Associates

Accessories

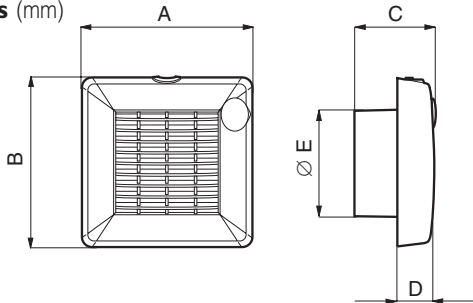
(description and data on page 25)

Wiring diagrams shown on page XXVII.



- ① Installation showing extract directly to the outside.
- ② Ceiling installation on up to 4m duct.
- ③ Through the wall installation with wall sleeve and grille.
- ④ Window installation with standard window kit.

Dimensions (mm)

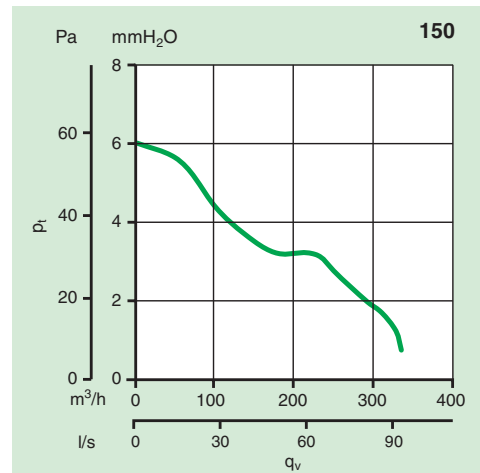
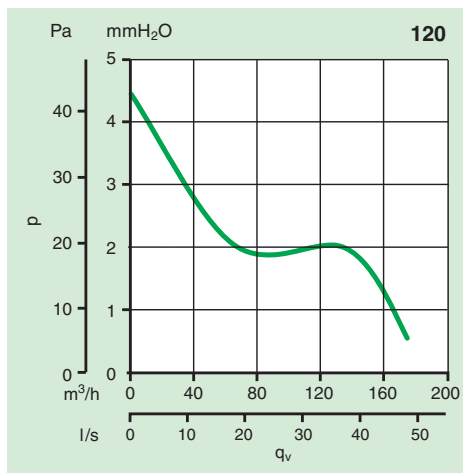
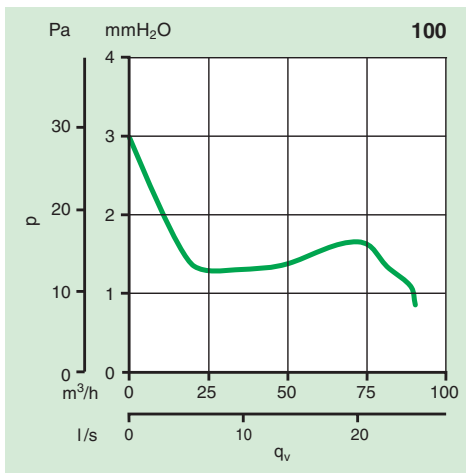


	A	B	C	D	Ø E
M 100/4"	159	160	100	47	99
M 120/5"	179	181	110	47	119
M 150/6"	214	215	117	47	156

Product	V ~ 50 Hz	W	A	Rpm	Delivery		P max		Lp dB(A) 3 m	Approvals	kg	Insulation	IP	°C max
					m³/h	l/s	mm H ₂ O	Pa						
 M 100/4"	230-240	18	0.1	2300	90	25	3	29	37.5		0.6	cl.II	X4	50
 M 120/5"	230-240	20	0.12	2100	175	48.6	4.5	44	39.5		0.8	cl.II	X4	50
 M 150/6"	230-240	30	0.15	2100	335	93.1	6	59	46		1.1	cl.II	X4	50

SPLASHPROOF AXIAL EXTRACT FANS USED TO EXTRACT AIR EITHER DIRECTLY TO THE OUTSIDE OR INTO DUCTING UP TO 4m LONG

Pressure/performance curves



Supply and install a Punto domestic axial extract fan (with or without automatic shutters), for installation in wall, window or ceiling as manufactured exclusively by Vortice only for Vortice. The fan should have a performance in excess of the requirements of the Building Regulations (Document F), even when installed with up to 4 m x (100mm, 120mm and 150mm diameters to suit the three model sizes) of flexible aluminium ducting with 2 number 90 degree bends. The requirements are 15l/s for Bathrooms/Toilets – 30 l/s for Utilities and 60 l/s for Kitchens (model with a 15 minute overrun timer for internal rooms). It should be tested and certified as IPX4 (splashproof) with all performance data third party IMQ (BEAB recognised equivalent) verified. The fan should be made from anti-UV ABS plastic and all components and packaging to be 100% recyclable. The internal cover should be of a snap fix design. The motor should be either a bronze bush or a stainless steel ball bearing, shielded pole motor (30,000-hour guarantee), be capable of operating at an ambient temperature up to 50°C and include a thermal cut out device. Control options should include: Speed control (using an optional controller), Pull cord, Timer, PIR (passive Infrared), T-HCS (humidity control system-timer) and MHC (microprocessor humidity control).

THE SPLASHPROOF VORTICE® PUNTO MODELS ARE AVAILABLE IN THE FOLLOWING VERSIONS:

STANDARD

All models are manufactured with shielded poles and have bronze bearings for a long life

LONG LIFE 30.000 h

All models are manufactured with long-life ball-bearing motors which are guaranteed for 30,000 hours continuous, trouble-free operation.



AUTOMATIC

The integral shutters positioned behind the front grille automatically open and close slowly when the unit is operated. The shutters are made from shockproof, anti-UV-treated, plastic.

THE VORTICE® PUNTO MODELS ARE AVAILABLE IN THE FOLLOWING OPTIONS:

TIMER

TIMER

The timer comes on when the light is switched on. When the light is turned off, the unit continues to operate for 3 to 20 minutes, depending on the timer setting.

T-HCS

Humidity Control System - Timer

The unit turns on when relative humidity exceeds 65% and it turns back off when the RH drops back to 65%. When the light is switched off, the unit will continue to run from between 3 to 20 minutes depending on the timer setting.

T-HCS VERSION

The unit turns on when relative humidity exceeds 65% and it turns

PULLCORD

PULL CORD

The unit is switched on by pulling the insulated pull cord.

MHC

Microprocessor Humidity Control

This model has the latest electronic micro-chip technology which provides high accuracy and continuous monitoring of both temperature and humidity. Intelligent self-adjusting switch-point which helps eliminate condensation at source, reduces health hazards and call backs.

MHC VERSION

This model has the latest electronic micro-chip technology which provides high accuracy and continuous monitoring of both temperature and humidity. Intelligent self-adjusting switch-point which helps eliminate condensation at source, reduces health hazards and call backs.

PIR

Passive Infrared

INTEGRAL "PIR" SENSOR

The unit turns on a few seconds after the person has entered the room (sensor is located in an inclined position to increase sensitivity), and continues to operate during the person's presence. When the person leaves the room, the unit will continue to run from between 3 to 20 minutes depending on the timer setting.

12 V

Power Supply Unit

A power supply unit is needed wherever the use of low-voltage equipment is required. The two available low-voltage fans - one with and one without automatic shutter - can be used in combination with any of the power supply units.

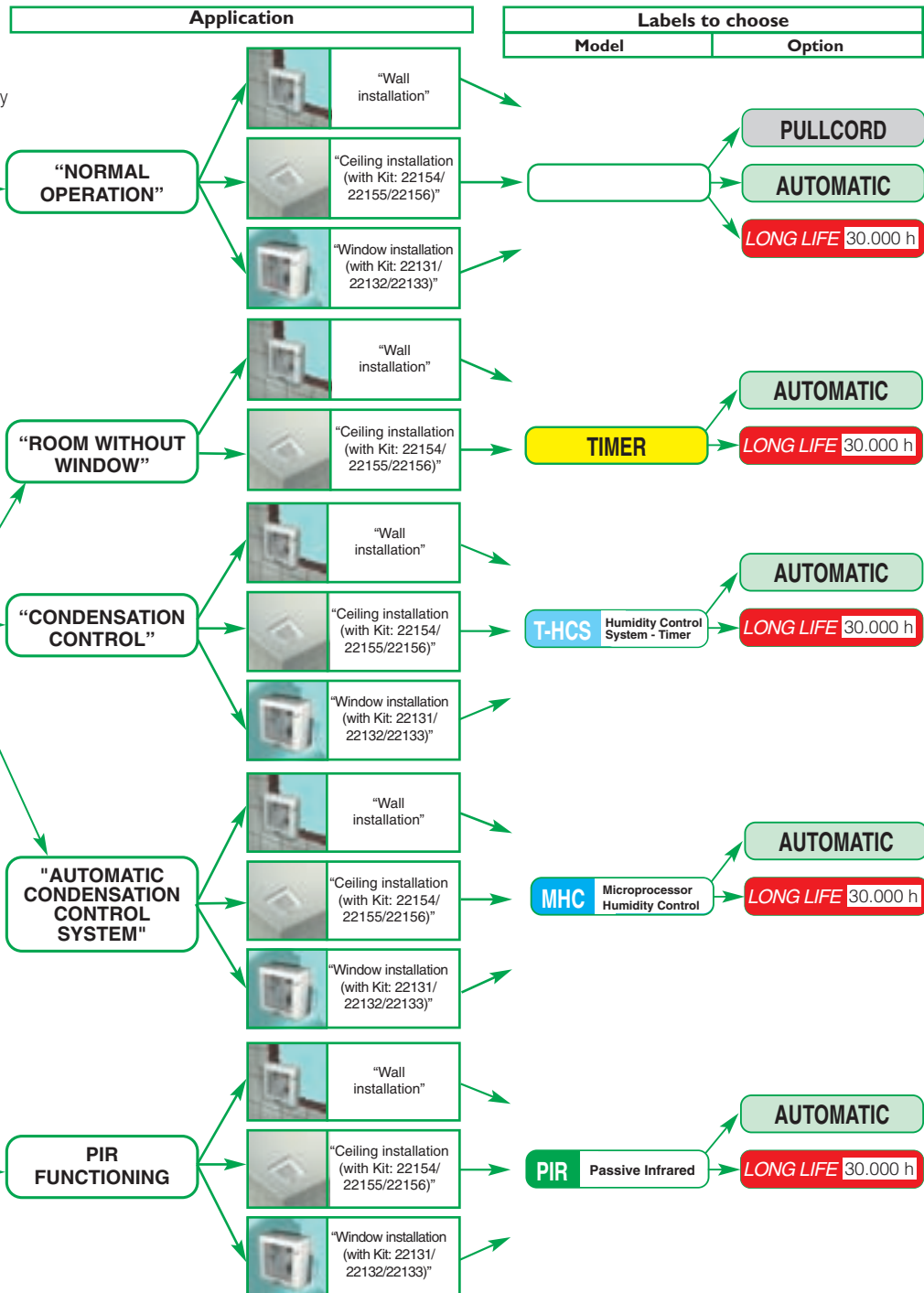



12 V MODELS

A power supply unit is needed wherever the use of low-voltage

SPLASHPROOF AXIAL EXTRACT FANS USED TO EXTRACT AIR EITHER DIRECTLY TO THE OUTSIDE OR INTO DUCTING UP TO 4m LONG

TYPE OF ROOM


Note: The ceiling kit is to preserve IPX4 integrity



VORTICE® PUNTO ACCESSORIES

Model	Code	Suitable for use with
Fixed grille	22010	11221 - 11231 - 11611 - 11646 - 11222 - 11232 - 11637 - 11684 - And for all products Ø 10
	22020	11321 - 11331 - 11721 - 11746 - 11421 - 11431 - 11808 - 11856 - 11332 - And for all products Ø 12/15 11737 - 11747 - 11784 - 11422 - 11432 - 11837 - 11857 - 11884
C 1.5 electronic speed controller	12966	11201 - 11202 - 11301 - 11302 - 11401 - 11402
SCNRB recessed electronic speed controller	12971	11201 - 11202 - 11301 - 11302 - 11401 - 11402
Window kit	22131	11221 - 11231 - 11611 - 11646 - 11222 - 11232 - 11637 - 11684
	22132	11321 - 11331 - 11721 - 11746 - 11322 - 11332 - 11737 - 11747 - 11784
	22133	11421 - 11431 - 11808 - 11856 - 11442 - 11432 - 11837 - 11857 - 11884
	22154	11201 - 11211 - 11601 - 11681 - 11221 - 11231 - 11611 - 11202 - 11212 - 11682 - 11222 - 11232 - 11637 - 11684
Ceiling kit	22155	11301 - 11311 - 11701 - 11781 - 11321 - 11331 - 11721 - 11302 - 11312 - 11782 - 11322 - 11332 - 11737 - 11784
	22156	11401 - 11411 - 11801 - 11881 - 11421 - 11431 - 11808 - 11402 - 11412 - 11882 - 11422 - 11432 - 11837 - 11884

SPLASHPROOF AXIAL EXTRACT FANS USED TO EXTRACT AIR EITHER DIRECTLY TO THE OUTSIDE OR INTO DUCTING UP TO 4m LONG



* Available only in UK **Not available in UK

BATHROOM, SHOWER, TOILET


11201	M 100/4"	11636**	M 100/4" A MHC	11232**	M 100/4" AT LL	11203 + 22157	M 100/4" 12 V T HCS
11641	M 100/4" P	11202**	M 100/4" LL	11684**	M 100/4" A PIR LL	11203 + 22153	M 100/4" 12 V MHC
11211	M 100/4" T	11642**	M 100/4" P LL	11601	M 100/4" T HCS	11223 + 22150	M 100/4" 12 V A
11681	M 100/4" PIR	11212**	M 100/4" T LL	11611	M 100/4" AT HCS	11223 + 22152*	M 100/4" 12 V AP
11626**	M 100/4" MHC	11682**	M 100/4" PIR LL	11612**	M 100/4" AT HCS LL	11223 + 22151	M 100/4" 12 V AT
11221	M 100/4" A	11602**	M 100/4" T HCS LL	11637	M 100/4" A MHC LL	11223 + 22157	M 100/4" 12 V AT HCS
11646	M 100/4" AP	11627**	M 100/4" MHC LL	11203 + 22150	M 100/4" 12 V	11223 + 22153	M 100/4" 12 V A MHC
11231	M 100/4" AT	11222**	M 100/4" A LL	11203 + 22152*	M 100/4" 12 V P		-
11683**	M 100/4" A PIR	11647**	M 100/4" AP LL	11203 + 22151	M 100/4" 12 V T		-



**Not available in UK

UTILITY ROOM

11301	M 120/5"	11331	M 120/5" AT	11322**	M 120/5" A LL	11737	M 120/5" A MHC LL
11741	M 120/5" P	11783**	M 120/5" A PIR	11747**	M 120/5" AP LL	11702**	M 120/5" T HCS LL
11311	M 120/5" T	11302**	M 120/5" LL	11332**	M 120/5" AT LL	11722**	M 120/5" AT HCS LL
11781	M 120/5" PIR	11742**	M 120/5" P LL	11784**	M 120/5" A PIR LL	11726**	M 120/5" MHC
11321	M 120/5" A	11312**	M 120/5" T LL	11701	M 120/5" T HCS	11736**	M 120/5" A MHC
11746	M 120/5" AP	11782**	M 120/5" PIR LL	11721	M 120/5" AT HCS	11727**	M 120/5" MHC LL



**Not available in UK

KITCHEN

11401	M 150/6"	11431	M 150/6" AT	11857**	M 150/6" AP LL	11837	M 150/6" A MHC LL
11851	M 150/6" P	11883**	M 150/6" A PIR	11432**	M 150/6" AT LL	11802**	M 150/6" T HCS LL
11411	M 150/6" T	11402**	M 150/6" LL	11882**	M 150/6" PIR LL	11809**	M 150/6" AT HCS LL
11881	M 150/6" PIR	11853**	M 150/6" P LL	11884**	M 150/6" A PIR LL	11826**	M 150/6" MHC
11421	M 150/6" A	11412**	M 150/6" T LL	11801	M 150/6" T HCS	11836**	M 150/6" A MHC
11856	M 150/6" AP	11422**	M 150/6" A LL	11808	M 150/6" AT HCS	11827**	M 150/6" MHC LL

VORTICE® PUNTO ACCESSORIES

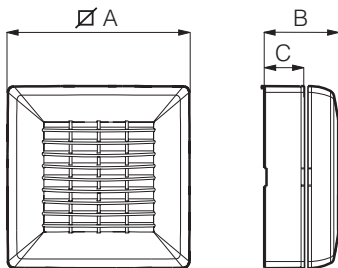
KIT TO WINDOW-MOUNT ANY VORTICE® PUNTO MODEL

- Will allow any Vortice® Punto unit to be fitted to any single or double glazed window.
- The data and performances for the product + kit are IMQ Performance certified.
- The kit consists of closed-cell, expanded-polyethylene gasket and external grille, intermediate flange fitting, spacer, and a anti-UV-threaded ABS ring.
- Glass thickness: 2/3 mm (min) - 17/20 mm (max).
- Conforms to the following standards: CEI EN 60335-2-80 (Part 2: Particular requirements for fans), CEI EN 60529 (Code IP) and CEI 107-53/1986.

Design: F. Trabucco & Associates












Dimensions (mm)



	Ø A	B	C	Ø hole glass	thickness max
F 100/4"	158	69	22	123÷128	20
F 120/5"	179	80	33	143÷148	20
F 150/6"	213	87	40	178÷183	20

The following are the performance values for the product + kit

Product	Kit	Code	W	A	Rpm	Delivery		Lp dB(A) 3 m	Approvals	kg	Insulation	IP	°C max
						m ³ /h	l/s						
 M 100/4"	F 100/4"	22131	18	0.1	2300	85	23.6	38		0.85	 cl.II	X4	50
 M 120/5"	F 120/5"	22132	20	0.12	2000	140	38.9	40.5		1.15	 cl.II	X4	50
 M 150/6"	F 150/6"	22133	30	0.15	1950	280	77.8	44.5		1.56	 cl.II	X4	50

VORTICE® PUNTO ACCESSORIES



①



②

- ① Single-glazed window installation with window kit.
 ② Double-glazed window installation with window kit.






Ceiling Kit



- Made of soft rubber to prevent water infiltration and to maintain IPX4 protection on all surfaces.

Rubber ceiling kit	Code
S 100/4"	22154
S 120/5"	22155
S 150/6"	22156

Accessories on request (description and data on page 99)

Model		Code	Products
 Fixed Grille		22010	11201 - 11202 - 11203 - 11211 - 11212 - 11221 - 11222 - 11223 - 11231 - 11232 - 11612 - 11637 - 11682 - 11684
		22020	11301 - 11302 - 11311 - 11312 - 11321 - 11322 - 11331 - 11332 - 11401 - 11402 - 11411 - 11412 - 11421 - 11422 - 11431 - 11432 - 11722 - 11737 - 11782 - 11784 - 11809 - 11837 - 11882 - 11884
 Grille kit		22140 22141 22142 22143	11100 - 11101 - 11110 - 11111 11102 - 11103 - 11116 11104 - 11105 - 11117 11110 - 11111
 SCNRB recessed electronic speed controller		12971	11201 - 11202 - 11301 - 11302 - 11401 - 11402
 C 1.5 electronic speed controller		12966	11201 - 11202 - 11301 - 11302 - 11401 - 11402
 SCB Kit		22481	12966

SPLASHPROOF AXIAL FANS USED TO EXTRACT AIR EITHER DIRECTLY TO THE OUTSIDE OR INTO DUCTING UP TO 4m LONG.

VORTICE® PUNTO RANGE 12V



■ **For intermittent or continuous ventilation of bathrooms, toilets, kitchens or utility rooms in domestic or commercial business.**

■ 2 models available with or without automatic shutters.

■ In the automatic version the shutters positioned behind the front grille automatically open and close slowly when the unit is operated. The shutters are made from shockproof, anti-UV-treated plastic.

■ 12V motor with shielded poles, bronze bearings and thermal cut-out.

■ Data and performs IMQ Performance certified.

■ High airflow rate, low operating noise level and low power consumption due to the wing-

profile blades and motor support.

■ IPX4 splashproof protection.

■ Motor support and grille made of anti-UV ABS.

■ Conforms to the following standards: CEI EN 60335-2-80 (Part 2: Special standards for ventilators), CEI EN 60529 (Code IP) and CEI 107-53/1986.

Design: F. Trabucco & Associates

Accessories

(description and data on page 25 and 99)

■ Window kit.

■ Ceiling kit.

■ Fixed grille.

■ Gravity grille.

Wiring diagrams shown on page XXVII.



① Installation showing extract directly to the outside.

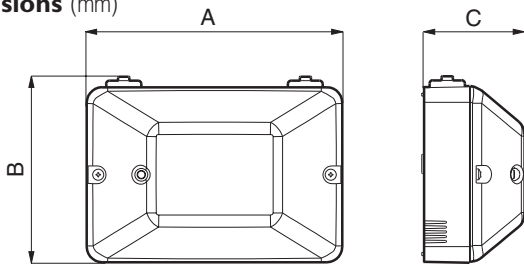
② Ceiling installation on up to 4m duct.

③ Through the wall insulation with wall sleeve and grille.

Product	With 12 V Power Supply - Transformer				
	Standard	Pull Cord	Timer	T HCS	MHC
M 100/4" 12 V	22150	22152*	22151	22157	22153
M 100/4" A 12 V					

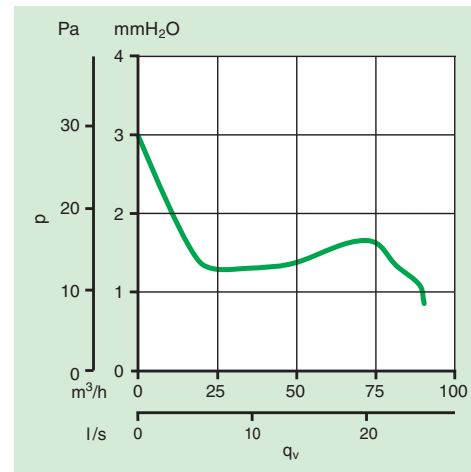
* Available only in UK

Dimensions (mm)



	A	B	C
GA 12V	161	117	65

Pressure/performance curve



Product	Code	V ~ 50 Hz	W	A	T/mn	Delivery		P max		Lp dB(A) 3 m	Approvals	kg	Insulation	IP	°C max
						m³/h	l/s	mm H₂O	Pa						
M 100/4" 12 V	11203	12	18	0.1	2300	90	25	3	29	38		0.6	Selv cl.III	X4	50
M 100/4" A 12 V	11223	12	18	0.1	2300	90	25	3	29	38		0.6	Selv cl.III	X4	50

WALL, WINDOW AND CEILING MOUNTED AXIAL FAN WITH PULL CORD AND HUMIDISTAT, TWO SPEEDS AND AUTOMATIC SHUTTERS

VORTICE PUNTO MI 50/6" APHCSDLL

LONG LIFE

30.000 h



■ **For intermittent or continuous ventilation of kitchens, and small/medium rooms in domestic or commercial properties.**

- Motor support and grille made of anti-UV ABS.
- Two speed shielded pole motor with ball bearings and thermal cut-out.
- Data and performances IMQ Performance certified.
- Shutters which slowly open and close when the unit is turned on and off.
- The unit can be window mounted using a Vortice window kit (F150/6" - code 22133).
- The pullcord should be removed, and a remote over ride switch (not supplied) fitted.
- A ceiling kit (S150/6" - code

- 22156) is required to maintain IPX4 integrity.
- Can be used on up to 4 metres of circular ducting with 2 x 90 degree bends.
- Conforms to the following standards: CEI EN 60335-2-80 (Part 2: Special standards for ventilators), CEI EN 60529 (Code IP).

Design: F. Trabucco & Associates

Accessories

(description and data on page 24, 25 and 99)

- Window kit.
- Ceiling kit.
- Fixed grille.
- Gravity grille.

Wiring diagrams shown on page XXVII.

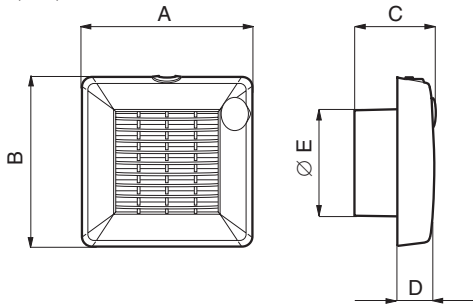


- ① Installation showing extract directly to the outside.
- ② Ceiling installation on up to 4m duct.
- ③ Through the wall insulation with wall sleeve and grille.

Pull cord feature. An integral pull cord allowing the user to manually switch the unit on at maximum speed. An indicator light is illuminated when in manual over-ride. The over-ride facility can also be connected to a remote switch (not supplied).

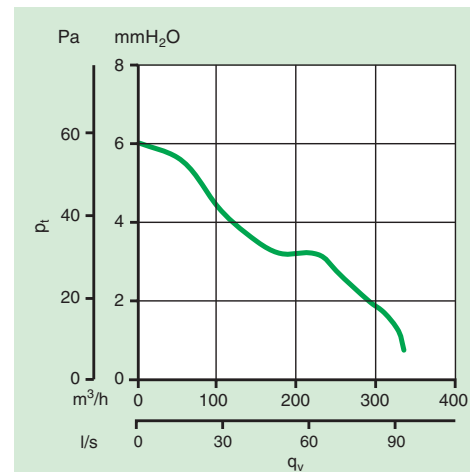
HCS Feature. Complete with an HCS (Humidity Control System) humidity sensor, the unit switches on at low speed when humidity exceeds the set point, and off again once humidity drops below the set point. The Relative Humidity (R.H.) set point is adjustable between 60% and 80% (±3%). It is also possible to over ride the HCS facility by using the pull cord which switches the fan on at full speed.

Dimensions (mm)



	A	B	C	D	Ø E
M 150/6"	214	215	117	47	156

Pressure/performance curve



Product	Code	V ~ 50 Hz	W		A		Rpm		Delivery				P max			Lp dB(A) 3 m		Approvals	kg	Insulation	IP	°C max	
			min	max	min	max	min	max	min	max	min	max	min	max	min	max							
M 150/6"	11854	230-240	6	30	0.07	0.15	760	2100	110	335	30.5	93.5	0.7	6	6.8	59	24	46		1.1		X4	50