


The slim stylish plate style gives the installer and end user a modern sleek design, whilst remaining robust and reliable. The plate depth is consistent throughout the range even within flex outlet, power and grid solutions, allowing for a clean consistent professional finish. The rear of the product has a distinctive green base with heavily embossed terminal marking for clear terminal identification



## Instinct™ WIRING ACCESSORIES

### SETTING THE STANDARD

#### Socket Outlets

Instinct sockets are available switched and unswitched in a variation of single pole, double pole and clean earth. For commercial solutions a full comprehensive range of Part M, medical blue and red sockets including red and green rocker variants are available. To expand the portfolio further these options are also available as inboard and outboard switched solutions as well as unswitched variants with and without integrated LEDs.

#### Fused Connection Units

Instinct fused connection units are available as double pole switched and unswitched. To expand the portfolio further tamperproof screw secured fuse drawer and flex outlet options are also available, all with or without integrated LEDs. Terminals are all in line in clearly segregated Load and supply groups.

#### 20 and 50A Control Switches

Instinct plate switches are all double pole and fully rated to 20 and 50 Amps respectively. Plate styles include flex and non flex variants as well as integrated LED indicator options.

For commercial solutions all power and control products have a full comprehensive range of Part M, fully red, red and green rocker and large rocker variants. A vast variety of laser printed options are available as standard as well as the capability to produce printing to customer requirements.



### Full contact cable clamp

The first wiring accessory to utilise this technology. The sliding terminal gives a wider and flatter contact area improving safety by greater cable retention, distributed cable pressure and a reduction in the deformation of cable. The no miss terminal adds further safety as incorrect cable positioning is not possible.

### In line and upward facing terminals

All terminals are both in line and upward facing allowing the installer a quicker and safer installation as well as the easier positioning of cables, the product does not need to be twisted or turned for terminal access, reducing the risk of loosening already terminated connections. Fused connection units have 2 clear dedicated and separated 'Load' and 'Supply' sections all in line.

### USB intelligence

USB Sockets incorporate intelligence so that when a device is plugged into the charger, the charger instantly recognises the device and optimises the charge parameters throughout the full charging cycle. This ensures both compatibility and optimised charging times for each device that is plugged in.

### Integrated LED

The first truly integrated LED into a rocker. Instinct LEDs are very neatly and discreetly situated behind the rocker without compromising visibility which is given by a warm glow around the rocker. The feature improves on obtrusive coloured lenses or the compromising of plate integrity of weaker 'thinned' areas.

### Clean Earth

Instinct clean earth sockets are truly clean earth and come with two dedicated clean earth and two standard earth terminals both with a cable capacity of 6mm. The clean earth products are supplied as a dedicated solution and do not need any links removing.


### Safety Shutter

Instinct Sockets are supplied with a two part operation shutter system. This system requires multipin operation before the shutters will open, this ensures that the Live and Neutral remain shielded until Earth Live/Neutral pins are inserted. This safety feature reduces risk of inadvertent access.

- Terminals are supplied open, with captive terminal screws ensuring screws are not lost
- All 1 gang products will fit into a one gang back box without having to bend back the north and south lugs, this improves installation time and safety by not damaging the integrity of the back box
- A cable strip length indicator is visible on the base of the product so that the installer can ensure the correct length of conductor is utilised



INTEGRATED LED INDICATORS



TWIN ACTION MULTIPIN SAFETY SHUTTER SYSTEM





CR1826F



CR1826/G



CR1827/R



CR1827/F/R/W



CR1827T



CR1826FT

## 13A SWITCHED DP FUSED CONNECTION UNIT

BS 1363-4

### 1 GANG

<b>CR1827</b>	Switched FCU
<b>CR1826</b>	Complete with LED
<b>CR1827F</b>	Complete with Flex outlet
<b>CR1826F</b>	Complete with LED & Flex outlet

### PART M

<b>CR1827/G</b>	Switched FCU
<b>CR1826/G</b>	Complete with LED
<b>CR1827F/G</b>	Complete with Flex outlet
<b>CR1826F/G</b>	Complete with LED & Flex outlet

### Dimension

Height	86mm
Width	86mm
Plate Depth	9mm
Overall Depth (including rocker)	29mm

### Back Box

Surface Moulded	9047
Flush Galvanised	SB615
Dry Lining	SB619

## 13A SWITCHED DP FUSED CONNECTION UNIT

BS 1363-4

### 1 GANG ALL RED

<b>CR1827/R</b>	Switched FCU
<b>CR1826/R</b>	Complete with LED
<b>CR1827F/R</b>	Complete with Flex outlet
<b>CR1826F/R</b>	Complete with LED & Flex outlet

### 1 GANG RED ROCKER

<b>CR1827/R/W</b>	Switched FCU
<b>CR1826/R/W</b>	Complete with LED
<b>CR1827F/R/W</b>	Complete with Flex outlet
<b>CR1826F/R/W</b>	Complete with LED & Flex outlet

### Dimension

Height	86mm
Width	86mm
Plate Depth	9mm
Overall Depth (including rocker)	29mm

### Back Box

Surface Moulded	9047
Flush Galvanised	SB615
Dry Lining	SB619

## 13A SWITCHED DP FUSED CONNECTION UNIT

BS 1363-4

### 1 GANG WITH TAMPERPROOF SCREW


<b>CR1827T</b>	Switched FCU
<b>CR1826T</b>	Complete with LED
<b>CR1827FT</b>	Complete with Flex outlet
<b>CR1826FT</b>	Complete with LED & Flex outlet

### Dimension

Height	86mm
Width	86mm
Plate Depth	9mm
Overall Depth (including rocker)	29mm

### Back Box

Surface Moulded	9047
Flush Galvanised	SB615
Dry Lining	SB619




## SETTING THE STANDARD

### Part M

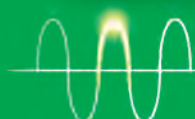
With the largest commercial offering of Part M products the Instinct range has a complete comprehensive range to cater for all requirements of the Part M Building Regulations.

The Part M range portfolio consists of a lighting solution with standard and wide rocker variants in addition to socket outlets with outboard rockers. 20A and 50A Control Switches are also available along with euro data solutions and finally a grid solution that allows for both white and grey switch and plate options. LED indicators are integrated into the rockers and are orange, this colour ensures full clarity away from Red/Green indicators.



### Integrated LED

The first truly integrated LED into a rocker. The Instinct LEDs are very neatly and discreetly situated behind the rocker without compromising visibility which is given by a warm glow around the rocker. The feature improves on obtrusive coloured lenses or the compromising of plate integrity of weaker 'thinned' areas.





CR1827/G



CR1827F/G



CR1826/G



CR1826F/G



CR1015/G



CR1017/G

## 13A SWITCHED DP FUSED CONNECTION UNITS

BS 1363-4

### 1 GANG

**CR1827/G** Switched FCU  
**CR1827F/G** Complete with Flex Outlet

## 13A SWITCHED DP FUSED CONNECTION UNITS COMPLETE WITH LED

BS 1363-4

### 1 GANG

**CR1826/G** Switched FCU  
**CR1826F/G** Complete with Flex Outlet

## 20A DP SWITCH

BS EN 60669-1

### 1 GANG

**CR1015/G** DP Switch  
**CR1014/G** Complete with LED

## 50A DP SWITCH

BS EN 60669-1

### 1 GANG

**CR1016/G** DP Switch  
**CR1017/G** Complete with LED

### Dimension

Height	86mm
Width	86mm
Depth	9mm
Overall Depth (including rocker)	29mm

### Back Box

Surface Moulded	9047
Flush Galvanised	SB655
Dry Lining	SB619

### Dimension

Height	86mm
Width	86mm
Depth	9mm
Overall Depth (including rocker)	29mm

### Back Box

Surface Moulded	9047
Flush Galvanised	SB655
Dry Lining	SB619

### Dimension

	20A	50A
Height	86mm	86mm
Width	86mm	86mm
Depth	9mm	9mm
Overall Depth (including rocker)	25mm	38mm

### Back Box

	20A	50A
Surface Moulded	9047	9041
Flush Galvanised	SB655	SB618
Dry Lining	SB619	SB632





## 3 AND 13 AMP FUSED CONNECTION UNITS

**PRODUCT DESCRIPTION**

Instinct fused connection units are available as double pole switched and unswitched. For commercial solutions a full comprehensive range of Part M, fully red and red rocker only variants are available. To expand the portfolio further tamperproof screw secured fuse draws and flex outlet options are also available, all with or without discreet LEDs. Terminals are all inline in two clearly segregated Load and supply groups. Finally a vast variety of pre laser printed variants are available as standard as well as the capability to produce to customer requirements.

**PLATE STYLE**

The slim stylish plate style gives the installer and end user a modern sleek design, whilst still remaining robust and reliable. The plate depth is never compromised on products throughout the range even within flex outlet, power and grid solutions, allowing for a clean consistent professional finish.

**TECHNICAL SPECIFICATION**

Product Standard	BS 1363-4
Voltage	250V AC 50Hz
Current Rating	13A
SRCD	30mA Passive
Terminal Capacity: L & N	3 x 1.5mm <sup>2</sup> , 3 x 2.5mm <sup>2</sup> , 2 x 4mm <sup>2</sup>
Terminal Capacity: E	3 x 1.5mm <sup>2</sup> , 3 x 2.5mm <sup>2</sup> , 2 x 4mm <sup>2</sup>
Flex Outlet Capacity	1 x 2.5mm <sup>2</sup>
Cable Strip Length	14mm
IP Rating	IP2X
Ambient Temperature	-5 to 40° C
LRV Rating	White LRV 74 Red LRV 14 Grey LRV 8
Other Marking Standards	CE

**PRODUCT SPECIFICATION**

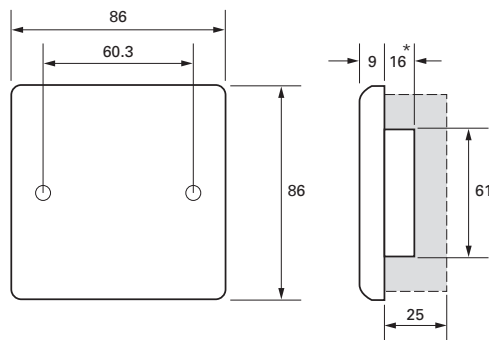
BS Torque Requirement: L & N	1.2Nm
BS Torque Requirement: E	0.8Nm
Recommended Back Box Size	35mm
Minimum Back Box Size	25mm
Plate Material	Urea Formaldehyde (Plate and Rockers) with Inherent Antimicrobial Properties Thermoplastic (Base)
Contact Gap	3mm
Fuse	3A & 13A BS1362
Tamperproof Screw	Steel, Bespoke key fitting (List No: CR2941)
Terminal Screwdriver Type	Slotted
Accessories	CR2941 Spare Tamperproof Key 748 Padlock

**BACK BOX PART REFERENCES**

	Flush	Surface	Dry Lining Flush
1 Gang 25mm	SB655	9047	SB619
1 Gang 35mm	SB615	9047	SB619

## DIMENSIONS (mm)

### 1 Gang



## RANGE PORTFOLIO

Type	Options
Plate	White Moulded Grey Moulded (Part M) Red Moulded (Dedicated Supply)
Printing	Printed Plates Indelible laser marking Tampo Print
Rockers	Standard White Rocker Standard White Rocker with LED Standard Red Rocker
Plate Types	1 Gang Standard 1 Gang Flex outlet
Fuse Draw	Close without screw Lockable with tamperproof screw (with or without fuse)
Switch Type	Double Pole

## INSTALLER AND USER INTERFACE FEATURES

### Full contact safety cable clamp

The first wiring accessory to utilise this technology. The sliding terminal gives a wider and flatter contact area improving safety by greater cable retention, distributed cable pressure and a reduction in the deformation of cable. The no miss terminal adds further safety as incorrect cable positioning is not possible.

### In Line and upward facing terminals

All terminals are both inline and upward facing allowing the installer a quicker and safer installation as well as the easier positioning of cables, the product does not need to be twisted or turned to access some terminals, reducing the risk of loosening already terminated connections

### Customisation


A custom service is available to meet all your printing needs, from basic printing such as 'Dishwasher' to more specific requirements such as company Logos or location references. Printing is undertaken using state of the art laser print technology for a totally indelible marking

### Additional Installation and product Benefits

- Discreet Integrated LED in rocker and Fuse Draw
- Terminals are supplied open and are captive
- All 1 Gang products will fit into a one gang back box without having to bend back the north and south lugs
- Terminal screwdriver lead in
- Uniform screwhead sizes
- Strip Length Indicator
- Fuse Draw lockable when open
- Maximised wiring space

### Minimum product performance

- 30,000 switch operations
- 850/650°C Glow wire



Integrated LED indicator



Full contact cable clamp



Tamperproof screw