

EMERGENCY

ROBUS®

EBLANA 3W Emergency Bulkhead, Standard, Manual Test Switch and Automatic Self-Test, IP65, White

Available in Standard and Automatic Self-Test, these LED emergency bulkheads are aesthetically pleasing whilst making huge savings in electricity running costs and maintenance compared to traditional fluorescents. They also provide some great installer benefits making installation fast and simple and can be wired for maintained or non-maintained operation



Applications:

- Offices
- Public buildings
- Shops and stores
- Health Centres & Hospitals
- Schools
- Bars & Restaurants
- Entertainment Venues
- Workshops

Construction:

White Polycarbonate Housing

Polycarbonate Diffuser/Cover

FR-4 Composite PCB Material

Features:

- Available in standard, manual test switch or Automatic Self-test versions
- Compact bulkhead only 58mm deep
- ABS body, gear tray and PC opal diffuser with retained screws
- 16mm/PG9 gland entry cut-outs on ends, top & rear
- Sprung hinged gear tray with press release catches
- Utilises high quality long life surface mount LED's which:
 - Only uses ? 2.6 watts of power
 - Provides a Rated LED life of 30,000 hours
- Spring Fast Fix incoming terminals suitable for 2 conductors per terminal. Includes removable link for "permanently on" operation
- Self-test version has LiFePO4 batteries
- Mounting point centres moulded into base
- Can be used with Recess box and Exit box Accessories with a Range of legend kits available

Benefits:

- Provides a range of test functionality to save test time and costs or to fit the building emergency practices
- Unobtrusive and looks neat
- Strong, light, durable and resistant to damage
- Screws won't drop out and get lost when installing fitting Suitable for conduit and most other wiring installation types
- No tools required for quick access for termination and mounting Gear tray is supported so both hands can be used for installation
- Compared to T8 fluorescent:
 - Provides comparable light output so is a one for one replacement
 - Makes energy savings of over 65%
- Allows fast fix and loop in/out termination Continuous spring force alleviates loose connections & ensures no hotspots
- Provides, fast charge, slow discharge, long operation with a 3 yr warranty
- Allows fast fixing surface mounting
- Provides alternative mounting method or functions Allows the same fitting to be used for additional functionality around the building

PLEASE NOTE: INFORMATION IN THIS DOCUMENT MAY BE SUBJECT TO CHANGE WITHOUT PRIOR NOTICE

IRE: TEL: +353 1 709 9000
AUS: TEL: +61 7 3890 5444

WEB: WWW.ROBUS.COM
WEB: WWW.ROBUS.COM.AU

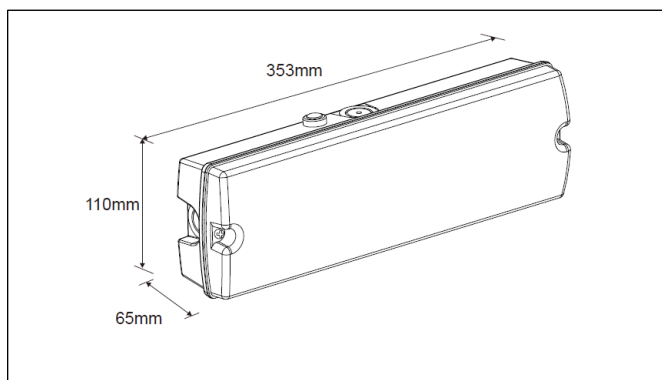
LED GROUP EUROPE · AUSTRALIA · NEW ZEALAND · ASIA · MIDDLE EAST · AFRICA

EMERGENCY

ROBUS®

EBLANA 3W Emergency Bulkhead, Standard, Manual Test Switch and Automatic Self-Test, IP65, White

	Standard Test	Manual Test Switch	Automatic Self-Test
Product Code:	R8MLED-01	R8MLEDT5-01	R8MLEDLST-01
Comparable to:	8W T5	8W T5	8W T5
Total Power (W):	3.2	3.0	3.0
Total Light Output (lm):	150	160	160
Efficacy (lm / cctW):	49	56	56
Emergency Mode Light Output (lm):	110	100	100
Illuminance at 1m (lux):	45	60	60
Emergency Mode Illuminance at 1m (lx):	40	40	40
Beam Angle (deg):	120	110	110
CCT (K):	6,500	6,500	6,500
CRI (Ra):	80	80	80
Rated Life (hrs):	30,000	30,000	30,000
Warranty (yrs):	2	3	3
Ingress Protection (IP):	65	65	65
Impact Rating (IK):	09	08	08
Operating Temperature (°C):	$0 \leq T_a \leq +40$	$0 \leq T_a \leq +40$	$0 \leq T_a \leq +40$
Operating Voltage (Vac):	220-240	220-240	220-240
Power Factor (PF):	0.5	0.5	0.5
Height (mm):	65	65	65
Length (mm):	353	353	353
Width (mm):	110	110	110
Box Qty:	1	1	1
Weight (kg):	0.60	0.55	0.55



Accessories:

RBULKLEG	Bulkhead Legend Kit
R8MLEDDE	Double-sided Bulkhead Exit Box Accessory
R8MLEDDELRL	Left and Right Legends for R8MLEDDE
R8MLEDDEXU	2 Up Arrow and Running man legend set for R8MLEDDE
R8MLEDRSB-01	Recessed Mounting Kit

Standards & Approvals:

Complies with: EN 55015, EN 61000-3-2, EN 61000-3-3, EN 61547, EN 60598-1, EN 60598-2-22, EN 62031, EN 62471, EN 62493

Cone Illuminance Diagram:

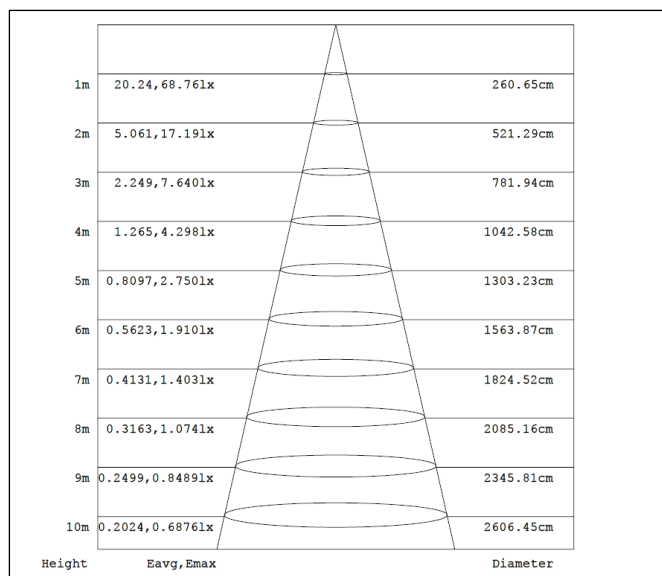



Diagram for R8MLEDT-01 in 5,500K. Other diagrams available on request



Polar Intensity Diagram:

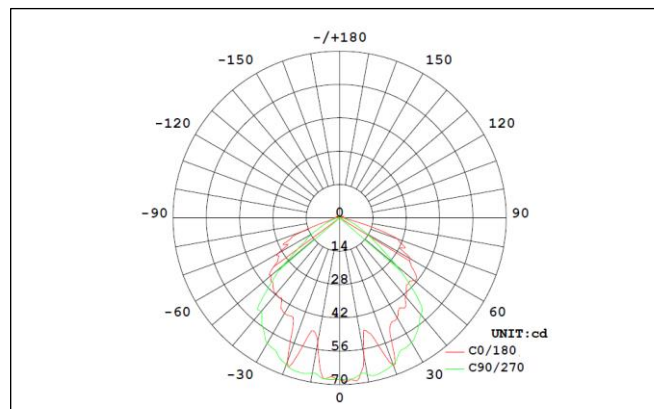


Diagram for R8MLEDT-01 in 6,500K. Other diagrams available on request

PLEASE NOTE: INFORMATION IN THIS DOCUMENT MAY BE SUBJECT TO CHANGE WITHOUT PRIOR NOTICE

IRE: TEL: +353 1 709 9000
AUS: TEL: +61 7 3890 5444

WEB: WWW.ROBUS.COM
WEB: WWW.ROBUS.COM.AU

LED GROUP EUROPE · AUSTRALIA · NEW ZEALAND · ASIA · MIDDLE EAST · AFRICA