

Navara SF Square Select

Commercial Lighting



Data Sheet

Product Information

The Navara SF Square Select surface fittings are the ultimate bulkhead solution, as standard, fittings are triple CCT & multi wattage selectable. Selectable for 3000K, 4000K or 6000K and 10W, 14W & 20W outputs.

Can be used both internally or externally.

Comes with a 5 year warranty (3 Years on the batteries*).

Product Features

- 5-year warranty (3 Years on Batteries*)
- Class II
- IP65 / IK10
- Colour Temperature & Wattage selectable 3000K, 4000K or 6000K LED and 10W, 14W & 20W outputs
- CRI: Ra>81
- Up to 102 lumens per circuit Watt
- Wall or ceiling mountable
- Emergency versions available
- Microwave versions available
- Microwave & Emergency versions available
- Multiple cable entries (side or rear)
- Suitable for Besa Box mounting
- L70 - 40,000hrs

Product Specification

Product Code	Product Description
KRSRF340BLK/OP	Navara SF SQ Select Multi CCT/Wattage LED Surface Fitting Black/Opal
KRSRF340WHT/OP	Navara SF SQ Select Multi CCT/Wattage LED Surface Fitting White/Opal
KRSRF341BLK/OP	Navara SF SQ Select Multi CCT/Wattage LED Integral Emergency Surface Fitting Black/Opal*
KRSRF341WHT/OP	Navara SF SQ Select Multi CCT/Wattage LED Integral Emergency Surface Fitting White/Opal*
KRSRF342BLK/OP	Navara SF SQ Select Multi CCT/Wattage LED Integral Microwave Surface Fitting Black/Opal
KRSRF342WHT/OP	Navara SF SQ Select Multi CCT/Wattage LED Integral Microwave Surface Fitting White/Opal
KRSRF343BLK/OP	Navara SF SQ Select Multi CCT/Wattage LED Integral Microwave & Emergency Surface Fitting Black/Opal*
KRSRF343BLK/OP	Navara SF SQ Select Multi CCT/Wattage LED Integral Microwave & Emergency Surface Fitting White/Opal*

Wattage (W)	CCT (K)	Lumens (lm)	CRI (Ra)	Energy Efficiency Class 2021	Protection Class
10	3000	870	85	F	II
	4000	945	85		
	6000	920	82		
14	3000	1240	84	F	II
	4000	1350	84		
	6000	1305	84		
20	3000	1750	81	F	II
	4000	1955	84		
	6000	1885	81		
Emergency Mode*	4000	205	81		II

Technical Data

	10W Output	14W Output	20W Output
Nominal voltage	220~240VAC	220~240VAC	220~240VAC
Operating frequency	50-60Hz	50-60Hz	50-60Hz
Circuit Wattage	9.2w including driver losses	13.35w including driver losses	19.03w including driver losses
Circuit Current	0.051	0.068	0.098
Driver mA Rating	TBC	TBC	TBC
PFC	0.81	0.74	0.81
In Rush Current	TBC	TBC	TBC
Ambient temperature range	0°C~+30°C	0°C~+30°C	0°C~+30°C
Start time	< 0.5 sec	< 0.5 sec	< 0.5 sec
IK rating	10	10	10
IP rating	65	65	65

Construction

Body: Polycarbonate
 Diffuser: Polycarbonate
 Rim: ABS

Standards

BSEN60598-1:2021

BSEN60598-2-22:2014+A1:2020

Luminaires – Part 1: General requirements and tests

Luminaires – Part 2: Luminaires for Emergency Lighting

In Conformity with

LVD

Low voltage directive 2014/35/EU

EMC

Electromagnetic compatibility directive 2014/30/EU

ERP

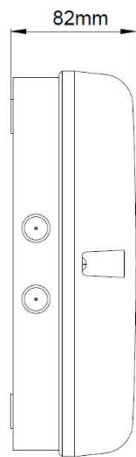
Energy related products directive 2019/2020/EC

RoHS

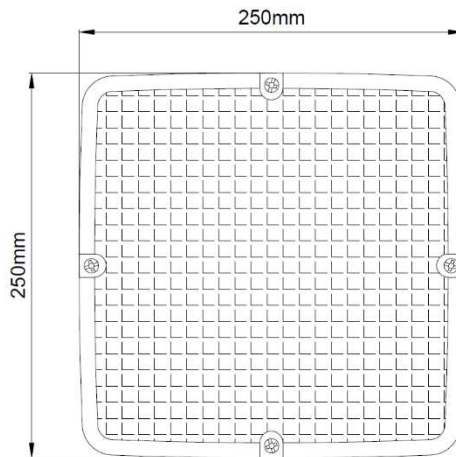
Restriction of hazardous substances 2015/863/EU

Product Dimensions

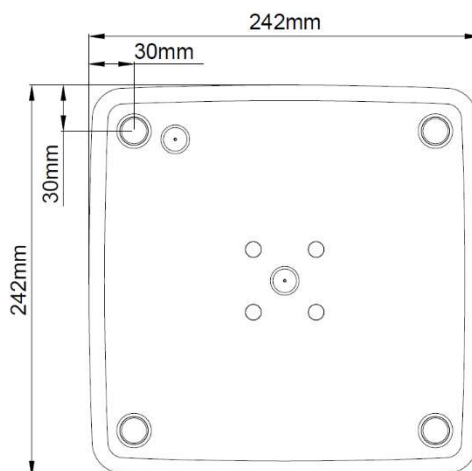
Side View



Front View



Rear View



KSR Lighting is constantly developing and improving its products. For this reason, all product descriptions in this data sheet are intended as a general guide, and KSR may change specifications from time to time in the interest of product development, without prior notification or public announcement. All descriptions in this data sheet present only general particulars of the goods to which they refer and shall not form part of any contract. Data in this guide has been obtained in controlled experimental conditions. However, KSR Lighting cannot accept any liability arising from the reliance on such data to the extent permitted.

www.ksrlighting.com