

COMPLIES WITH
SYSTEM 1COMPLIES TO:
LOW VOLTAGE DIRECTIVE
EMC COMPATIBILITY DIRECTIVE**2 YEAR WARRANTY****CE UK MARKED****UKAS**
ACCREDITATION
INDEPENDENTLY
ACCREDITED TEST
INFORMATIONSUITABLE FOR
ZONE 1 AND 2**IPX4** RATED**IPX7** SELV
MODELS

RF90

Centrifugal recessed bathroom fan with integral filter

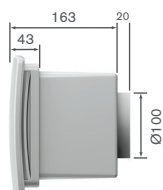
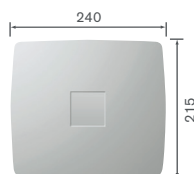


Physical specification

All measurements in millimetres unless otherwise indicated

Weight: 1.3kg**Materials:**

Satin finish white ABS plastic with PVC exhaust seal



Features and benefits

- Suitable for wall and ceiling mounted applications with discharge via wall/soffit and root tile
- 100mm recessed centrifugal fan that complies with current Building Regulations – widely specified for social housing projects
- One fan with flexible installation options – wall, ceiling and panel
- Full range of control options including automatic humidistat sensing and overrun timers
- Simple fuss-free 2 step installation – back plate can be installed prior to fan and motor assembly
- Simple screw fix design for fast ceiling installation
- Modern, stylish front fascia design
- Integral washable filter for motor protection – simply located at the front of the fan
- Low running costs for occupants – ventilation without the expense
- Direct replacement for R90

Installation

Wiring: Must comply with IEE Regulations**Cable:** 1mm² Ø max**Fuse:** 3 amp normally required (when fan is supplied from a 6A lighting circuit no local fuse is required)**Exhaust:** Ø 100mm**Electrical specification:**

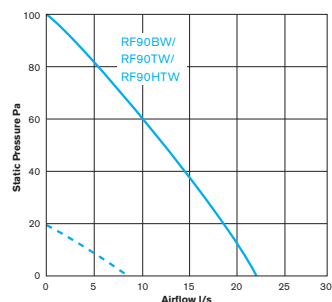
230V~50Hz Class II

Consumption:

21W (RF90BW)

22W (RF90TW/HTW)

Performance



Models, control options and key data

| | | Performance to BS 848 Pt1 in free air | | | | | | Sound pressure |
|--------------|--|--|----|--------|-----|------|-----|-------------------|
| Product code | Control operation | Voltage | IP | Normal | | Slow | | dB(A)* |
| | | | | m³/h | l/s | m³/h | l/s | |
| RF90BW | Single speed with pullcord | 230 | 44 | 75 | 21 | - | - | 35 |
| RF90TW | Single speed with overrun timer & pullcord | 230 | 44 | 75 | 21 | - | - | 35 |
| RF90HTW | Single speed with humidistat timer, overrun timer & pullcord | 230 | 44 | 75 | 21 | - | - | 35 |

*Sound pressure level measured @ 3 metres