



KingShield

**Installation Instructions
for Aquila Range - LED Link Lights**

**Part Nos: Cool White - SLLLED3, SLLLED4, SLLLED7, SLLLED14,
SLLLED18 & SLLLED22**

**Part Nos: Warm White - SLLLED3WW, SLLLED4WW,
SLLLED7WW, SLLLED14WW, SLLLED18WW
& SLLLED22WW**

IMPORTANT

*This product should be installed by a competent person
and in accordance with the current IET Wiring Regulations.
If in doubt, consult a qualified electrician.*

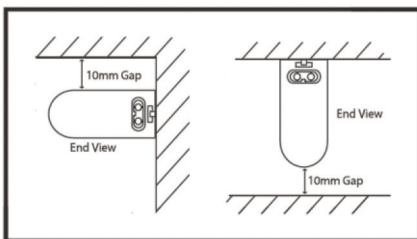
GENERAL INFORMATION

IMPORTANT

- Never look directly into the LED light source.
- Do not place in water or other liquids
- Never operate with wet hands
- Never cover the fitting
- Never operate when the casing is open, or when the wiring casing is missing or damaged, or when the diffuser is defective
- Never attempt to repair this unit yourself, there are no user serviceable parts
- Never remove the diffuser

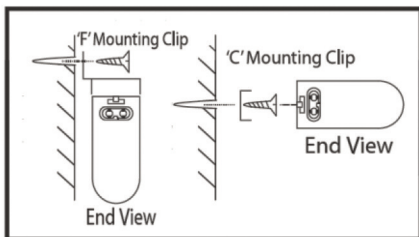
INSTALLATION

1. Fixing holes must be clear of any obstruction (eg.cables) between the mounting surface and fitting. The minimum distance between the fitting and any adjacent flammable surface is 10mm (as shown In Dia.1).

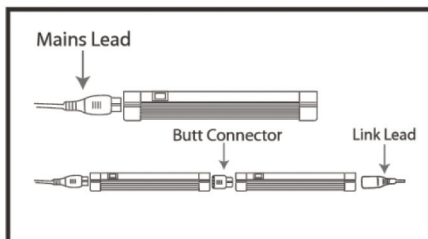


Dia.1

2. Select the type of brackets you need to use and mark off the fixing points. If fixing to a shelf or under a cupboard check the screw size required and screw into place. (see Dia.2).



Dia.2



Dia.3

3. Fittings may be butted (see Dia.3) together or with the optional link lead (codes: SLLL250NJ -250mm, SLLL500NJ - 500mm or SLLL1000NJ -1000mm)

Please note the TOTAL linked fittings limit:

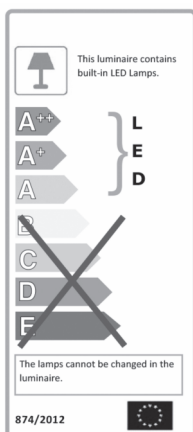
- SLLLED3/WW = Max 30 connections
 SLLLED4/WW = Max 30 connections
 SLLLED7/WW = Max 18 connections
 SLLLED14/WW = Max 15 connections
 SLLLED18/WW = Max 10 connections
 SLLLED22/WW = Max 8 connections

4. Connect the mains cable to a fixed socket or spur incorporating a 3 amp fuse.

Disposal Information for the Product user:

1. Please note the requirement to dispose of Waste Electrical & Electronic Equipment separately from household waste (WEEE marked with crossed out wheelie bin symbol).
2. This equipment may contain substances that are hazardous to health and the environment if disposed of carelessly. It is important that it is separated from normal household waste and recycled in the WEEE chain.
3. Please consider your role in contributing to re-use and re-cycling by taking this product at end of life to a collection centre for waste electrical equipment at your local Civic Amenity site.

Part No	Colour Temperature	LED Power Consumption	LED's Array	Dimensions
Cool White				
SLLLED3	4000K	3W - 86.9 lm/W	18	L268 x W22 x H44mm
SLLLED4	4000K	4W - 84.6 lm/W	24	L343 x W22 x H44mm
SLLLED7	4000K	7W - 85.9 lm/W	40	L571 x W22 x H44mm
SLLLED14	4000K	14W - 84.4 lm/W	62	L904 x W22 x H44mm
SLLLED18	4000K	18W - 84.8 lm/W	84	L1204 x W22 x H44mm
SLLLED22	4000K	22W - 85.6 lm/W	102	L1504 x W22 x H44mm
Warm White				
SLLLED3WW	3000K	3W - 82.7 lm/W	18	L268 x W22 x H44mm
SLLLED4WW	3000K	4W - 82.9 lm/W	24	L343 x W22 x H44mm
SLLLED7WW	3000K	7W - 82.6 lm/W	40	L571 x W22 x H44mm
SLLLED14WW	3000K	14W - 82.1 lm/W	62	L904 x W22 x H44mm
SLLLED18WW	3000K	18W - 81.4 lm/W	84	L1204 x W22 x H44mm
SLLLED22WW	3000K	22W - 82.7 lm/W	102	L1504 x W22 x H44mm



TECHNICAL INFORMATION	
Power Rating:	230V AC 50Hz
Beam Angle:	120°
Conforms To:	EN 60598-1:2008+A11:09 EN 60598-2-1:1989 EN 61347-1:2008+A1:11 EN 61347-2-13:2006

GUARANTEE
 Your KingShield LED Link Lights are guaranteed for 3 years from the date of purchase.
 This does not affect your statutory rights.

Please keep these instructions for future reference.



GREEN BROOK
ELECTRICAL PLC

WEST ROAD . HARLOW
 ESSEX . CM20 2BG . UK
 sales@greenbrook.co.uk
 www.greenbrook.co.uk