



HALOGEN FREE INSULATED CRIMP TERMINALS "P" RANGE FUNNEL ENTRY

GENERAL INFORMATIONS

- The terminals are for use for internal wiring of equipment only.
- The terminals are for use with Cu wire.
- 600V max. building wiring, 1000V max. in sign and fixtures.
- The maximum operating temperature is 105°C.
- Manufactured from electrolytic copper strip, annealed to guarantee optimum ductility electrolytically tin plated to avoid oxidation.
- The unique funnel shape of PC sleeve, a halogen free self extinguishing plastic materials, guarantees total insertion of the conductor strands into the terminal barrel.
- The internal surface of the barrel is rifled to improve contact with conductor strands when crimped and to increase tensile strength.

- The internal surface of the barrel is rifled to improve contact with conductor strands when crimped and to increase tensile strength.
- The "P" range of terminals offers a wide selection of rings, forks, pins and blades, designed to meet the ever changing requirements of the end users.











File no. E125401

INSTALLATION INSTRUCTIONS

- 1) Select the proper connector for the wire size used.
- 2) Select the proper tool as indicated in the table below.
- 3) Strip the cable insulation, to expose a length of conductor as recommended in the table below, taking care not to damage or cut any of the strands.
- 4) Crimp the connector as indicated in the service and maintenance manual of the tool.

CATALOG NUMBER	TYPE	SLEEVE COLOR CODE	STUD SIZE	CONDUCTOR mm ² (AWG)	CABLE STRIP LENGTH mm	INSTALLATION TOOLING				
VP-M2		GREEN	M2	0,2 ÷ 0,5 (24 ÷ 20)	6,5 ÷ 7					
VP-M3			M3							
VP-M3, 5			M3,5							
VP-M4			M4							
VP-M5			M5							
VP-M6			M6							
VP-U3			M3							
VP-U3, 5			M3,5							
VP-U4			M4							
VP-PP12/19										
RP-M2			RED				M2	0,25 ÷ 1,5 (22 ÷ 16)	5 ÷ 6	
RP-M3							M3			
RP-M3, 5		M3,5								
RP-M3,5/ 1		M3,5								
RP-M4		M4								
RP-M4/ 3		M4								
RP-M5		M5								
RP-M6		M6								
RP-M6/ 1		M6								
RP-M7		M7								
RP-M8		M8								
RP-M10		M10								
RP-M12	M12									
RP-U3		M3								
RP-U3, 5		M3,5								
RP-U3,5/ 2		M3,5								
RP-U4		M4								
RP-U4/ 1		M4								
RP-U4/ 2		M4								
RP-U5		M5								
RP-U5/ 1		M5								
RP-U6		M6								
RP-U6/ 1		M6								
RP-U8		M8								
RP-U10		M10								
RP-U12	M12									
RP-P8										
RP-P10										
RP-P12										
RP-PP12										
RP-PP12/ 1										
RP-PP12/19										
RP-PP12/23										
RP-PP14										
RP-PP16/23										

CATALOG NUMBER	TYPE	SLEEVE COLOR CODE	STUD SIZE	CONDUCTOR mm ² (AWG) 	CABLE STRIP LENGTH mm 	INSTALLATION TOOLING 				
BP-M2		BLUE	M2	1.5 ÷ 2.5 (16 ÷ 14)	5 ÷ 6	HP4-B R22				
BP-M3			M3							
BP-M3,5			M3,5							
BP-M3,5/1			M3,5							
BP-M4			M4							
BP-M5			M5							
BP-M6			M6							
BP-M6/1			M6							
BP-M6/2			M6							
BP-M7			M7							
BP-M8			M8							
BP-M10			M10							
BP-M12			M12							
BP-U3			M3				YELLOW	M3,5	4 ÷ 6 (12 ÷ 10)	8 ÷
BP-U3,5	M3,5									
BP-U3,5/1	M3,5									
BP-U4	M4									
BP-U4/1	M4									
BP-U4/2	M4									
BP-U5	M5									
BP-U6	M6									
BP-U6/1	M8									
BP-U8	M6									
BP-U10	M10									
BP-U12	M12									
BP-P8		GRAY								
BP-P10										
BP-P12										
BP-PP12										
BP-PP12/25		GRAY								
BP-PP12/29										
BP-PP16/25										
GP-M3			M3							
GP-M3,5	M3,5									
GP-M4	M4									
GP-M5	M5									
GP-M6	M6									
GP-M6/1	M6									
GP-M7	M7									
GP-M8	M8									
GP-M8/1	M8									
GP-M10	M10									
GP-M10/1	M10									
GP-M12	M12									
GP-M14	M14									
GP-M16	M16									
GP-U3,5	M3,5									
GP-U4	M4									
GP-U5	M5									
GP-U6	M6									
GP-U8	M8									
GP-U10	M10									
GP-U10/1	M10									
GP-U12	M12									
GP-U14	M14									
GP-U16	M16									
GP-P10		GRAY								
GP-P12										
GP-P14										
GP-PP12		GRAY								
GP-PP17										