

## PRODUCT DATASHEET DULUX S/E 11 W/840

OSRAM DULUX® S/E | Short CFLni, with 4-pin base for ECG operation



### Areas of application

- Offices, public buildings
- Shops
- Supermarkets and department stores
- Hotels, restaurants

### Product benefits

- Long service life

### Product features

- Good color rendering index
- Dimmable (3...100 %)
- Short and compact pin-base lamps with single-turn tubes
- Single-ended four-pin plug-in 2G7 base



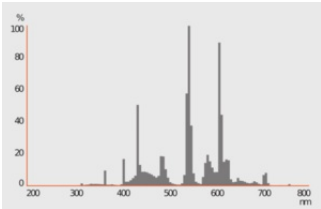
TECHNICAL DATA

Electrical data

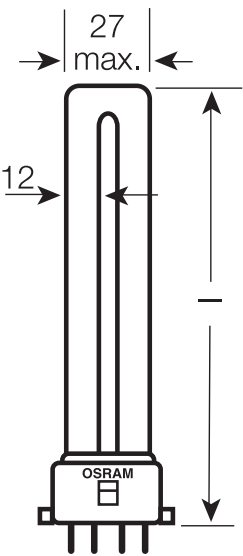
|                      |         |
|----------------------|---------|
| Nominal wattage      | 11 W    |
| Construction wattage | 12.20 W |
| Nominal voltage      | 91 V    |
| Nominal current      | 0.16 A  |

Photometrical data

|                           |                    |
|---------------------------|--------------------|
| Luminous flux             | 900 lm             |
| Luminous efficacy         | 74 lm/W            |
| Light color (designation) | LUMILUX Cool White |
| Color temperature         | 4000 K             |
| Color rendering index Ra  | ≥80                |
| Light color               | 840                |
| Rated LLMF at 2,000 h     | 0.90               |
| Rated LLMF at 4,000 h     | 0.84               |
| Rated LLMF at 6,000 h     | 0.83               |
| Rated LLMF at 8,000 h     | 0.81               |
| Rated LLMF at 12,000 h    | 0.78               |



Dimensions & Weight



|   |           |
|---|-----------|
| Overall length                              | 221.80 mm |
| Length with base excl. base pins/connection | 214,00 mm |
| Diameter                                    | 12.00 mm  |
| Tube diameter                               | 12 mm     |
| Product weight                              | 29.5 g    |

Lifespan

|  |         |
|--|---------|
| Lifespan                               | 12000 h |
| Service life                           | 13000 h |
| Rated lamp survival factor at 2,000 h  | 0.99    |
| Rated lamp survival factor at 4,000 h  | 0.98    |
| Rated lamp survival factor at 6,000 h  | 0.94    |
| Rated lamp survival factor at 8,000 h  | 0.84    |
| Rated lamp survival factor at 12,000 h | 0.50    |
| Lifespan B50                           | 12000 h |

Additional product data

|                             |                        |
|-----------------------------|------------------------|
| Base (standard designation) | 2G7                    |
| Mercury content             | 1.6 mg                 |
| Product remark              | For ECG operation only |

Capabilities

|          |     |
|----------|-----|
| Dimmable | Yes |
|----------|-----|

### Certificates & Standards

|                         |                 |
|-------------------------|-----------------|
| Energy efficiency class | G               |
| Energy consumption      | 13.00 kWh/1000h |

### Country-specific categorizations

|                 |                     |
|-----------------|---------------------|
| ILCOS           | FSDH-11/840-/P/-2G7 |
| Order reference | DULUX S/E 11W/8     |

### Energy labelling regulation data acc EU 2019/2015

|   |              |
|---|--------------|
| Lighting technology used                            | CFLNI        |
| Non-directional or directional                      | NDLS         |
| Mains or non-mains                                  | NMLS         |
| Light source cap-type (or other electric interface) | 2G7          |
| Connected light source (CLS)                        | No           |
| Color-tuneable light source                         | No           |
| Envelope  | No           |
| High luminance light source                         | No           |
| Anti-glare shield                                   | No           |
| Correlated colour temperature type                  | SINGLE_VALUE |
| Claim of equivalent power                           | No           |
| Length  | 221.80 mm    |
| Height  | 12.00 mm     |
| Width   | 12.00 mm     |
| Chromaticity coordinate x                           | 0,380        |
| Chromaticity coordinate y                           | 0,380        |
| Beam angle correspondence                           | SPHERE_360   |
| EPREL ID  | 546500       |
| Model number  | AC34275      |




### EQUIPMENT / ACCESSORIES

- Suitable for operation on electronic control gear

### Safety advice

- In case of lamp breakage: [www.ledvance.com/brokenlamp](http://www.ledvance.com/brokenlamp)

DOWNLOAD DATA

| Documents and certificates  |                               |
|---|-------------------------------|
|  | Declarations Of Conformity CE |
|  | Certificates                  |
| Photometric and lighting design files   |                               |
|  | Spectral power distribution   |

LOGISTICAL DATA

| Product code  | Packaging unit (Pieces/Unit) | Dimensions (length x width x height) | Gross weight | Volume               |
|---------------|------------------------------|--------------------------------------|--------------|----------------------|
| 4050300020181 | Folding box<br>1             | 38 mm x 22 mm x 227 mm               | 46.00 g      | 0.19 dm <sup>3</sup> |
| 4050300252995 | Shipping box<br>10           | 126 mm x 86 mm x 243 mm              | 513.00 g     | 2.63 dm <sup>3</sup> |

The mentioned product code describes the smallest quantity unit which can be ordered. One shipping unit can contain one or more single products. When placing an order, for the quantity please enter single or multiples of a shipping unit.

DISCLAIMER

Subject to change without notice. Errors and omission excepted. Always make sure to use the most recent release.