

Starlet CCT Backlit Panel

Commercial Lighting



Product Information

The Starlet CCT Backlit Panel design makes it ideal for commercial applications and this incorporated with its high quality TP(a) rated diffuser, the panel can be used throughout the install without restriction. Along with the convenience of being able to switch between 3000K, 4000K or 6000K on site and the panel construction also helps lighting designers achieve UGR19 compliant schemes making it a very versatile panel.

Comes with a 3 year warranty for peace of mind.

Product Features

- 3 year warranty
- Class II
- IP40 (from the front when installed)
- Switchable in 3000K, 4000K and 6000K colour temperatures
- Instant on
- Slim design 33mm Depth
- TP(a) Diffuser as standard
- Plug & Play Driver
- Suitable for T Grid, Surface or Suspended Ceilings
- Part L compliant
- Helps to achieve UGR19 compliant lighting designs
- Self test Emergency options Available

Product Specification

Product Code	Product Description	Wattage (W)	CCT (K)	Lumens (lm)	CRI (Ra)	2021 Energy Efficiency Class	Protection Class	Circuit Current	Driver Current
KSR9850	Starlet 35W CCT LED 600x600 Backlit TPa Panel	35	3000	3465	86	F	II	0.163	900mA
			4000	3710	88	E			
			6000	3625	84	F			
KSR9851	Starlet 35W CCT LED 300x1200 Backlit TPa Panel	35	3000	3345	85	F	II	0.163	900mA
			4000	3660	88	F			
			6000	3560	85	F			
KSR9852	Starlet 58W CCT LED 1200x600 Backlit TPa Panel	58	3000	5520	85	F	II	0.262	1450mA
			4000	5900	88	F			
			6000	5685	85	F			
Optional Accessories:									
KSR9853	Starlet 600mm x 600mm x 85mm Surface Frame								
KSR9854	Starlet 1200mm x 300mm x 85mm Surface Frame								
KSR9855	Starlet 1200mm x 600mm x 85mm Surface Frame								

*For emergency options add EM after the part number

**dimming options TBC

Technical Data	600x600 LED Panel	300x1200 LED Panel	600x1200mm LED Panel
	200~240VAC	200~240VAC	200~240VAC
Operating frequency	50/60Hz	50/60Hz	50/60Hz
Circuit Wattage	36.01w including driver losses	36.01w including driver losses	58.65w including driver losses
Circuit Current	See Table Above	See Table Above	See Table Above
Driver Current Rating	See Table Above	See Table Above	See Table Above
PFC	0.94	0.94	0.95
In Rush Current	2.16 A Max peak @ 40ms	2.16 A Max peak @ 40ms	4.36 A Max peak @ 40ms
Start Time	< 0.5 Sec	< 0.5 Sec	< 0.5 Sec
Ambient temperature range	-20°C to +40°C	-20°C to +40°C	-20°C to +40°C

Construction

Rim: Aluminium
 Diffuser: Polycarbonate TP(a) rated

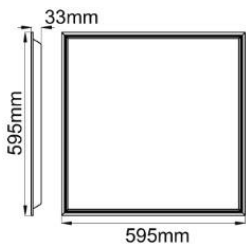
Standards

BSEN60598-1:2015 Luminaires – Part 1: General Requirements and tests
BSEN60598-2-22:2014 Luminaires – Part 2: Luminaires emergency lighting

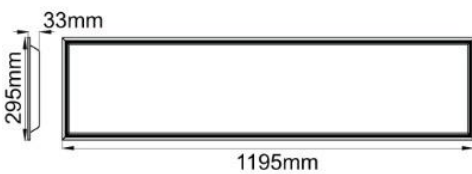
In Conformity with

LVD Low voltage directive 2014/35/EU
EMC Electromagnetic compatibility directive 2014/30/EU
ERP Energy related products directive 2009/125/EC
RoHS Restriction of hazardous substances 2011/65/EU

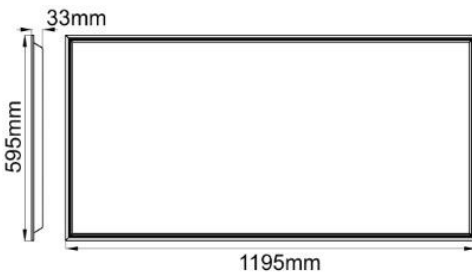
Product Dimensions



KSR9850



KSR9851



KSR9852

KSR Lighting is constantly developing and improving its products. For this reason, all product descriptions in this data sheet are intended as a general guide, and KSR may change specifications from time to time in the interest of product development, without prior notification or public announcement. All descriptions in this data sheet present only general particulars of the goods to which they refer and shall not form part of any contract. Data in this guide has been obtained in controlled experimental conditions. However, KSR Lighting cannot accept any liability arising from the reliance on such data to the extent permitted.