



Auxiliary switch can be mounted on the side 1 NO+1 NC screw terminal for circuit breaker 3RV2

product brand name	SIRIUS
product designation	auxiliary switch
design of the product	lateral auxiliary switches
General technical data	
size of the circuit-breaker	S00, S0, S2, S3
display version LED	No
insulation voltage rated value	690 V
degree of pollution	3
surge voltage resistance rated value	6 kV
protection class IP on the front	IP20
certificate of suitability	CE / UL / CSA / CCC
reference code according to IEC 81346-2	Q
Substance Prohibition (Date)	10/01/2009
number of NC contacts for auxiliary contacts instantaneous contact	1
number of NO contacts for auxiliary contacts instantaneous contact	1
number of CO contacts of auxiliary contacts instantaneous contact	0
operational current at AC-15 at 690 V rated value	1 A
operational current of auxiliary contacts at AC-12	
• at 24 V	10 A
• at 230 V	10 A
• at 400 V	10 A
• at 690 V	10 A
operational current of auxiliary contacts at AC-12 maximum	10 A
operational current of auxiliary contacts at AC-15	
• at 24 V	6 A
• at 230 V	4 A
• at 400 V	3 A
operational current of auxiliary contacts at DC-13	
• at 24 V	2 A
• at 110 V	0.5 A
• at 220 V	0.25 A
• at 250 V	0.25 A
Ambient conditions	
ambient temperature	
• during operation	-20 ... +60 °C
• during storage	-50 ... +80 °C
Safety related data	
protection class IP on the front according to IEC 60529	IP20

touch protection on the front according to IEC 60529	finger-safe, for vertical contact from the front
Installation/ mounting/ dimensions	
fastening method	plug-in fixing
height	90 mm
width	9.5 mm
depth	70 mm
type of electrical connection for auxiliary and control circuit	screw-type terminals
connectable conductor cross-section for auxiliary contacts	
• solid or stranded	0.5 ... 2.5 mm ²
• finely stranded with core end processing	0.5 ... 2.5 mm ²
type of connectable conductor cross-sections	
• for auxiliary contacts	
— solid	2x (0.5 ... 1.5 mm ²), 2x (0.75 ... 2.5 mm ²)
— finely stranded with core end processing	2x (0.5 ... 1.5 mm ²), 2x (0.75 ... 2.5 mm ²)
• for AWG cables for auxiliary contacts	2x (20 ... 14)
AWG number as coded connectable conductor cross section for auxiliary contacts	20 ... 14

Approvals Certificates	
General Product Approval	Declaration of Conformity



[Confirmation](#)



[KC](#)



EG-Konf.

Declaration of Conformity	Test Certificates	Marine / Shipping
---------------------------	-------------------	-------------------



[Type Test Certificates/Test Report](#)

[Special Test Certificate](#)



ABS



BUREAU VERITAS



DNV

Marine / Shipping	other
-------------------	-------



LRS



PRS



RINA

[Household and similar appliances](#)

[Confirmation](#)



VDE

Railway	Environment
---------	-------------

[Confirmation](#)

[Vibration and Shock](#)

[Environmental Confirmations](#)

Further information

Siemens has decided to exit the Russian market (see here).

<https://press.siemens.com/global/en/pressrelease/siemens-wind-down-russian-business>

Siemens is working on the renewal of the current EAC certificates.

Please contact your local Siemens office on the status of validity of the EAC certification if you intend to import or offer to supply these products to an EAC relevant market (other than the sanctioned EAEU member states Russia or Belarus).

Information on the packaging

<https://support.industry.siemens.com/cs/ww/en/view/109813875>

Information- and Downloadcenter (Catalogs, Brochures,...)

<https://www.siemens.com/ic10>

Industry Mall (Online ordering system)

<https://mall.industry.siemens.com/mall/en/en/Catalog/product?mlfb=3RV2901-1A>

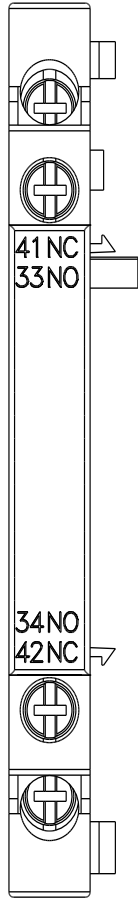
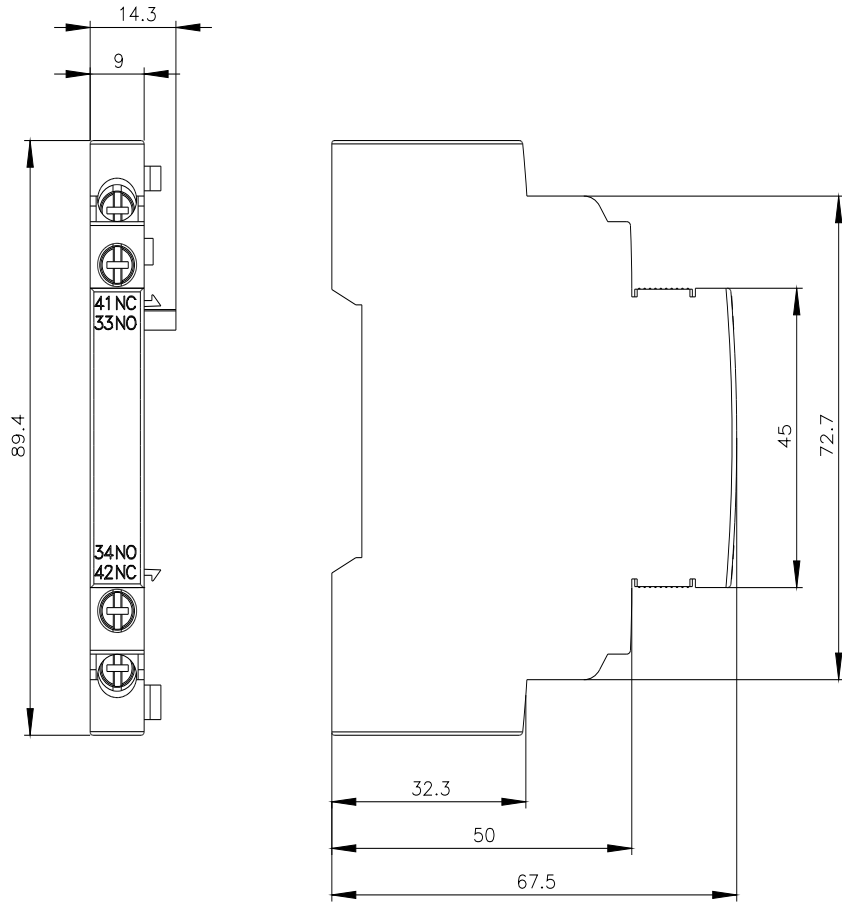
Cax online generator

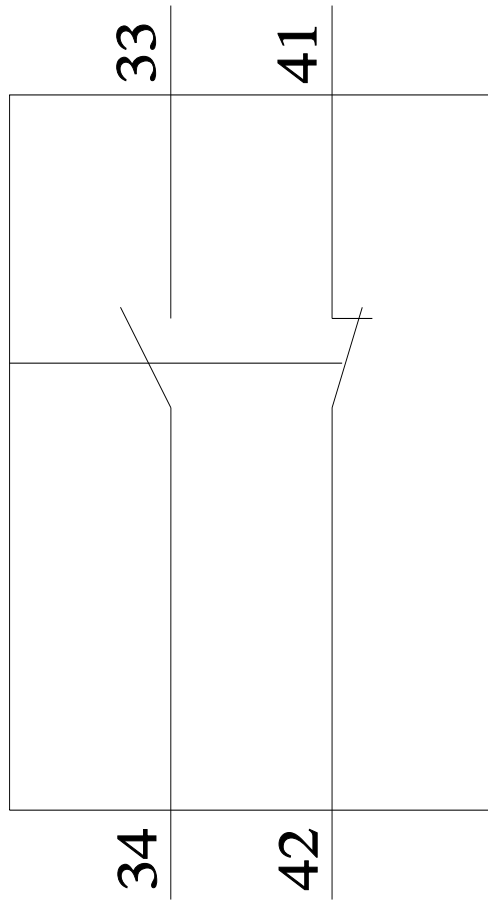
<http://support.automation.siemens.com/WW/CAXorder/default.aspx?lang=en&mlfb=3RV2901-1A>

Service&Support (Manuals, Certificates, Characteristics, FAQs,...)

<https://support.industry.siemens.com/cs/ww/en/ps/3RV2901-1A>

[Image database \(product images, 2D dimension drawings, 3D models, device circuit diagrams, EPLAN macros, ...\)](#)





last modified:

10/28/2023 