

LMS components: non-system-specific DALI components and sensors

DALI sensors and DALI couplers of the DALI PROFESSIONAL system transmit information according to presence, movement and light value on the DALI line. With the DALI push-button coupler, the contact signal is transferred from conventional push-buttons and switches to the DALI system. These devices can also be used in the OSRAM control systems ENCELIUM®, DALIeco and Traxon ETH2DALI as well as in those of the third-party manufacturers mentioned below.

This results in a significant simplification of the installation as sensor signals on the DALI line are also transmitted and, therefore, no additional wiring is required. Particularly in case of strip lights that are electrically connected via mounting rail contacts, an optimum integration of the sensor system is possible via DALI without having to install an additional line with differing isolation requirements.

In order to see if an OSRAM DALI sensor or coupler can be used with a specific standard DALI control unit, please refer to the compatibility list of the respective manufacturer.

More information:
www.osram.com/dalipro

Additional non-system-specific components complement the DALI functionality:

- DALI REPEATER –
System expansion without additional DALI address
- DALI CON 1...10 V –
Integration of 1...10 V control gears into DALI
- DALI SWITCH –
Integration of switchable devices into DALI

Manufacturer	Control system	Interface
OSRAM	DALI PROFESSIONAL CONT-4 RTC	DALI
OSRAM	ENCELIUM® DALI ECU	DALI / Ethernet / BACnet
OSRAM	DALIeco Control	DALI
TRAXON	e:cue ETH2DALI	DALI / DMX / Ethernet / e:net
SIEMENS	KNX/DALI Gateway Twin plus N141/21, plus N141/03	DALI / KNX
WAGO	DALI Multi Master Clamp 753-647	DALI / PROFIBUS / LON / KNX / MODBUS / Ethernet
LOYTEC	LDALI CEA-709*	DALI / LON
LOYTEC	LDALI-ME204* / LDALI-E201-U*	DALI / BACnet

Information is subject to change. For details, please contact the respective manufacturer.


* DALI push-button coupler not compatible.












Manufacturer	Product	EAN
OSRAM	DALI LS/PD LI	4052899043954
OSRAM	DALI LS/PD CI	4052899930292
OSRAM	DALI Sensor Coupler	4008321379269
OSRAM	Multi Sensor LS/PD ceiling installation, tiltable*	4008321916648
OSRAM	DALI Sensor Coupler HF LS LI	4052899141728
OSRAM	Radar Sensor HF LS LI	4052899921481
OSRAM	DALI HIGHBAY ADAPTER	4008321774132
OSRAM	HIGH BAY Sensor	4008321410078
OSRAM	DALI Sensor Coupler E	4052899230491

* Can be used with DALI Sensor Coupler (EAN 4008321379269)



DALI PRO Sensor Coupler
Control units for light management systems



Product name	GTIN (EAN)					
DALI PRO Sensor Coupler	4008321379269	DALI	1	IP20	Luminaire integration/ Ceiling integration	0...+50
Product name						
DALI PRO Sensor Coupler	118	30	21	110	25	1

Product benefits

- Power supply from DALI

Areas of application

- Connection of light and presence sensors in DALI systems
- Ceiling or independent installation via ECO CI KIT possible

Equipment / Accessories

- Suitable for all light and presence sensors from the MULTI 3 range
- Can be used with DALI PROFESSIONAL or DALIeco light control system

