

# INSPIRATION STARTS HERE

We've made MK DIMENSIONS truly flexible, so you can pick the right style to suit any contemporary space.

Choose from our range of eight metal and synthetic frontplate finishes and select a black or white functional module to complement. Metal finishes additionally come with the option of a black or white trim to harmonise with your functional module selection.

## METAL FINISHES



**METAL FINISHES**  
Brushed Stainless Steel (BSS)

**METAL FINISHES**  
Satin Steel (SST)

**METAL FINISHES**  
Satin Brass (SBR)

**METAL FINISHES**  
Bronze (BRZ)

## SYNTHETIC FINISHES



**SYNTHETIC FINISHES**  
Light Silver (LTS)

**SYNTHETIC FINISHES**  
Dark Silver (DKS)

**SYNTHETIC FINISHES**  
Champagne (CHM)

**SYNTHETIC FINISHES**  
White (WHI)

**SYNTHETIC FINISHES**  
Matt Black (MBK)

## FUNCTIONAL MODULES\*\*









**FUNCTIONAL**  
White (WHIC)

**FUNCTIONAL**  
Black (BLKC)

\*\* Functional modules are supplied with a protective clear cover plate.

## Inspiration starts here PRODUCT SELECTOR

SHAVER /TOOTHBRUSH SUPPLY OUTLET	COOKER CONTROLS**	CONNECTION UNITS SWITCHED			CONNECTION UNITS UNSWITCHED	
SHAVER OUTLET 115/230V OUTPUT, 230V INPUT	45A DP MAIN SWITCH AND 13A SWITCH SOCKET OUTLET WITH NEONS	1 GANG 13A DP SWITCHED CONNECTION UNIT	1 GANG 13A DP SWITCHED CONNECTION UNIT WITH NEON	1 GANG 13A DP SWITCHED CONNECTION UNIT WITH NEON AND FLEX OUTLET	1 GANG 20A DP SWITCH WITH NEON & FRONT FLEX OUTLET	1 GANG 13A UNSWITCHED CONNECTION UNIT WITH NEON
						

FUNCTIONAL MODULES							
White	MH4709WHIC	MH5061WHIC	MH4941WHIC	MH4961WHIC	MH4971WHIC	MH5000WHIC	MH4958WHIC
Black	MH4709BLKC	MH5061BLKC	MH4941BLKC	MH4961BLKC	MH4971BLKC	MH5000BLKC	MH4958BLKC

FRONTPLATES							
METAL FINISHES							
Brushed Stainless Steel (BSS)	MHFP036BSS*	MHFP042BSS*	MHFP003BSS*	MHFP003BSS*	MHFP004BSS*	MHFP023BSS*	MHFP021BSS*
Satin Steel (SST)	MHFP036SST*	MHFP042SST*	MHFP003SST*	MHFP003SST*	MHFP004SST*	MHFP023SST*	MHFP021SST*
Satin Brass (SBR)	MHFP036SBR*	MHFP042SBR*	MHFP003SBR*	MHFP003SBR*	MHFP004SBR*	MHFP023SBR*	MHFP021SBR*
Bronze (BRZ)	MHFP036BRZ*	MHFP042BRZ*	MHFP003BRZ*	MHFP003BRZ*	MHFP004BRZ*	MHFP023BRZ*	MHFP021BRZ*
SYNTHETIC FINISHES							
White (WHI)	MHFP036WHI	MHFP042WHI	MHFP003WHI	MHFP003WHI	MHFP004WHI	MHFP023WHI	MHFP021WHI
Matt Black (MBK)	MHFP036MBK	MHFP042MBK	MHFP003MBK	MHFP003MBK	MHFP004MBK	MHFP023MBK	MHFP021MBK
Light Silver (LTS)	MHFP036LTS	MHFP042LTS	MHFP003LTS	MHFP003LTS	MHFP004LTS	MHFP023LTS	MHFP021LTS
Dark Silver (DKS)	MHFP036DKS	MHFP042DKS	MHFP003DKS	MHFP003DKS	MHFP004DKS	MHFP023DKS	MHFP021DKS
Champagne (CHM)	MHFP036CHM	MHFP042CHM	MHFP003CHM	MHFP003CHM	MHFP004CHM	MHFP023CHM	MHFP021CHM

**MOUNTING BOXES**  
878ZIC  
This design incorporates a double wound isolating transformer rated 20VA at 230 or 115 volts and meets BS EN 61558-2-5:1998 making it safe for use in bathrooms. Insertion of a shaver/toothbrush plug automatically switches on by energising the primary side of the isolating transformer - removal automatically switches it off. The transformer is protected against overload by an automatic solid state overload device with automatic resetting.

**DIMENSIONS**  
146 x 86mm

**FIXING CENTRES**  
120.6mm  
BS EN 61558-2-5:1998

**MOUNTING BOXES**  
35MM / 47MM  
886ZIC / 878ZIC

**DIMENSIONS**  
86 x 146mm

**FIXING CENTRES**  
120.6mm  
BS 4177:1992

**MOUNTING BOXES**  
35MM  
866ZIC

**DIMENSIONS**  
86 x 86mm

**FIXING CENTRES**  
60.3mm  
BS 1363-4:2016

**MOUNTING BOXES**  
35MM  
866ZIC

**DIMENSIONS**  
86 x 86mm

**FIXING CENTRES**  
60.3mm  
BS 1363-4:2016

**MOUNTING BOXES**  
35MM  
866ZIC

**DIMENSIONS**  
86 x 86mm

**FIXING CENTRES**  
60.3mm  
BS 1363-4:2016

**MOUNTING BOXES**  
35MM  
866ZIC

**DIMENSIONS**  
86 x 86mm

**FIXING CENTRES**  
60.3mm  
BSEN 60669-1:1999

**MOUNTING BOXES**  
35MM  
866ZIC

**DIMENSIONS**  
86 x 86mm

**FIXING CENTRES**  
60.3mm  
BS 1363-4:2016

\*Available with the option of either a white or black plastic trim. Add suffix 'W' or 'B' to the part number when ordering, e.g. MHFPxxxBSSW = Brushed Stainless Steel finish with a white trim. NB: It is recommended to match the trim colour to the functional module selected