




Ground lights.

01604 495 151
collingwoodlighting.com

 @collingwoodLED
 /collingwoodlighting
 collingwoodled

GUARANTEE / WARRANTY

7 year extended warranty

FEATURES & BENEFITS

Walk over - perfect for foot traffic areas such as paths and steps

Marine-grade stainless steel 316

IP68

Long-lifetime of 70,000hrs

Low power consumption of 1W

350mA or 700mA driver available



GL100 (1 window - 2 windows)

Small domed marker light

FEATURES

Wattage	1W (350mA) 2W (700mA)
IP rating	IP68
IK rating	IK07
Colour flexibility	Fixed colour
Walk over / drive over	Walk over
Input	350mA / 700mA
LED lifetime	70,000h L70 B10
SDCM	3SDCM

INSTALLATION INFORMATION

Cut out size	Ø 33mm
Bathroom zone	0
Inrush current	N/A
Construction material	Stainless steel (316)
Weight	221g
Maximum ambient temperature	35°C
SELV	N/A
Electric class (1, 2, 3)	3

PHOTOMETRICS @ 25°C

Product code	Window style	Colour	Beam angle	CRI	350mA		700mA	
					lm	lm/W	lm	lm/W
GL100DX1X40	1 window	4000K	75°	>80Ra	3	3	4	2
GL100DX1X30	1 window	3000K	75°	>80Ra	2	2	4	2
GL100DX1X27	1 window	2700K	75°	>80Ra	2	2	3	2
GL100DX2140	2 windows, 1 direction	4000K	75°	>80Ra	6	6	7	4
GL100DX2130	2 windows, 1 direction	3000K	75°	>80Ra	4	4	8	4
GL100DX2127	2 windows, 1 direction	2700K	75°	>80Ra	4	4	6	3
GL100DX2240	2 windows, 2 directions	4000K	75°	>80Ra	6	6	7	4
GL100DX2230	2 windows, 2 directions	3000K	75°	>80Ra	4	4	8	4
GL100DX2227	2 windows, 2 directions	2700K	75°	>80Ra	4	4	6	3

WIRING INFORMATION

Cable / flying lead	1m (H05RN-F) rubberised cable (outside diameter: 6mm)
Type of wiring required	Series

LED DRIVERS

Product code	Input	SELV	Dimming	Bathroom zone	Min	Max
PLR/350 1-5	220-240V	Yes	No	0	1	5
PLD UNI-DRIVE 350MA	N/A	Yes	Yes (1-10V)	1	1	10
PLU/700 3-9	N/A	Yes	No	1	3	9

ACCESSORIES

JB2 / JB4 / JB6	IP68 waterproof connectors	Sold separately	422-423
TUBE332	Installation tube	Sold separately	236
PDC/GRID DIMMER	Grid dimmer kit for multiple fitting types	Sold separately	422

Beam angle: 75°

