

PVC INSULATED CRIMP TERMINALS

F range funnel entry



File no. E125401

RF BF
GF



The unique funnel shaped PVC sleeve guarantees total insertion of the conductor strands into the terminal barrel, creating a secure and reliable, electrical and mechanical connection. The internal surface of the

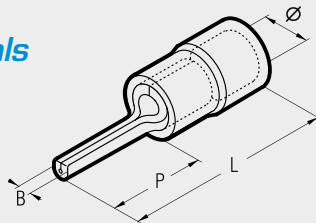
barrel is rifled to improve contact with conductor strands when crimped and to increase tensile strength. The "F" range of terminals offers a wide selection of rings, forks, pins and blades, designed to meet the ever

changing end user requirements.

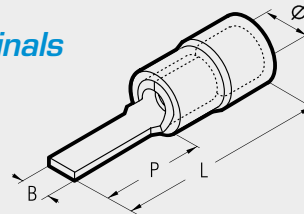
The operating temperature range is - 20 to + 80°C (Surge + 90°C).

Recommended crimping tools are shown on pages 98 to 117, 152.

pin terminals



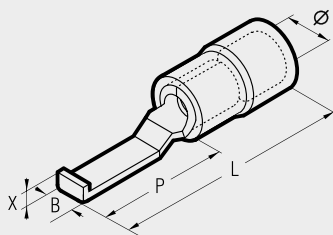
blade terminals



Conductor Size sqmm (AWG)	Ref.	Dimensions mm				Quantity Box/Bag
		Ø	B	P	L	
0,25÷1,5 (22÷16)	RF-P 8	3,9	1,6	8,0	17,9	3.000/100
	RF-P 10	3,9	1,6	10,0	19,9	3.000/100
	RF-P 12	3,9	1,6	12,0	22,1	3.000/100
1,5÷2,5 (16÷14)	BF-P 8	4,9	1,7	8,0	17,9	2.500/100
	BF-P 10	4,9	1,8	10,0	19,9	2.500/100
	BF-P 12	4,9	1,8	12,0	21,9	2.500/100
4÷6 (12÷10)	GF-P 10	6,7	2,2	10,0	24,6	1.000/100
	GF-P 12	6,7	2,2	12,0	26,8	1.000/100
	GF-P 14	6,7	2,2	14,0	28,8	1.000/100

Conductor Size sqmm (AWG)	Ref.	Dimensions mm				Quantity Box/Bag
		Ø	B	P	L	
0,25÷1,5 (22÷16)	RF-PP 12	3,9	3,0	12,8	22,9	3.000/100
	RF-PP 12/1	3,9	3,0	11,3	21,4	3.000/100
	RF-PP 12/19	3,9	1,9	13,2	23,3	3.000/100
	RF-PP 12/23	3,9	2,3	13,2	23,3	2.500/100
	RF-PP 14	3,9	3,0	14,8	24,9	2.500/100
	RF-PP 16/23	3,9	2,3	17,2	27,3	2.500/100
1,5÷2,5 (16÷14)	BF-PP 12	4,9	3,5	12,8	22,9	2.500/100
	BF-PP 12/25	4,9	2,5	13,3	23,4	2.000/100
	BF-PP 12/29*	4,9	2,9	13,3	23,4	2.500/100
	BF-PP 16/25	4,9	2,5	17,2	27,3	2.500/100
4÷6 (12÷10)	GF-PP 12	6,7	4,0	13,3	27,5	1.000/100
	GF-PP 17	6,7	2,9	19,2	33,4	1.000/100

hooked blade terminals



Conductor Size sqmm (AWG)	Ref.	Dimensions mm					Quantity Box/Bag
		Ø	B	P	L	X	
0,25÷1,5 (22÷16)	RF-PPL 30*	3,9	3,0	17,5	28,4	1,7	2.500/100
	RF-PPL 46*	3,9	4,6	17,5	28,4	1,7	2.500/100
1,5÷2,5 (16÷14)	BF-PPL 30*	4,9	3,0	17,5	28,4	1,7	2.000/100
	BF-PPL 46*	4,9	4,6	17,5	28,4	1,7	2.000/100
4÷6 (12÷10)	GF-PPL 46*	6,7	4,6	17,5	32,7	1,9	1.000/100

*Not UL approved