

Instinct™ WIRING ACCESSORIES

SETTING THE STANDARD

The slim stylish plate style gives the end user a modern sleek design, whilst still remaining robust and reliable. The plate depth is consistent throughout the range even within flex outlet, power and grid solutions, allowing for a clean consistent professional finish. The rear of the product has a distinctive green base with heavily embossed terminal marking for clear terminal identification

Grid System

The Instinct Grid range consists of grid solutions from 1 to 24 gangs in white, Part M and Metalclad. A plethora of power and switch modules are available including 10A, 10AX, 20A, 20AX, fused connection units, LED, cord outlets, blanks, printed switches and keystone data.

For commercial solutions all of the grid switches and plates contain a full comprehensive range of Part M and red variants. A vast variety of laser printed variants are available as standard as well as the capability to produce printing to customer requirements.

Metalclad grid plates are coated in a low smoke and fume (LSF) powder coat finish as standard.



LASER PRINTED TO
CUSTOMER
SPECIFICATIONS



Full contact cable clamp

The first wiring accessory to utilise this technology. The sliding terminal gives a wider and flatter contact area improving safety by greater cable retention, distributed cable pressure and a reduction in the deformation of cable. The no miss terminal adds further safety as incorrect cable positioning is not possible.

In line and upward facing terminals

All terminals are both in line and upward facing allowing the installer a quicker and safer installation as well as the easier positioning of cables, the product does not need to be twisted or turned to access some terminals, reducing the risk of loosening already terminated connections.

Integrated LED


The first truly integrated LED into a rocker. The Instinct LEDs are very neatly and discreetly situated behind the rocker without compromising visibility which is given by a warm glow around the rocker. The feature improves on obtrusive coloured lenses or the compromising of plate integrity of weaker 'thinned' areas.

Secure and flexible grid system


Grid switches are screw mounted into multifunctional grid frames. When rotated 180 degrees the frame changes to an alternative configuration. For example when the 1 gang grid frame is rotated 180 degrees, it can then be used as a 2 gang. The screw connection ensures the switches are firmly secured within the yoke and does not push out especially in larger grid installations 8 gang and upwards.

- Terminals are supplied open, with captive terminal screws ensuring screws are not lost
- All 1 gang products will fit into a one gang back box without having to bend back the north and south lugs, this improves installation time and safety by not damaging the integrity of the back box
- A cable strip length indicator is visible on the base of the product so that the installer can ensure the correct length of conductor is utilised

SOFT CURVES SLIM PLATE SMOOTH STYLE



FULL CONTACT CABLE CLAMP



IN LINE AND UPWARD FACING TERMINALS



INTEGRATED LED



INSTINCT MOULDED GRID SYSTEM



20A GRID SWITCHES

BS EN 60669-1

1 MODULE

CR2222	2 Way and Off
CR2172	2 Way and Off Retractive
CR2211/D	DP
CR2213/D	DP with LED
CR2261/D	DP Push to Make
CR2271/D	DP Push to Break
CR2216/D	DP Secret Key
CR2216/D/ELT	DP Secret Key printed Emergency Light Test

20A GREY GRID SWITCHES

BS EN 60669-1

1 MODULE

CR2211/D/G	DP
CR2213D/G	DP complete with LED

20A RED GRID SWITCHES

BS EN 60669-1

1 MODULE

CR2211/D/R	DP
CR2222/R	2 Way and Off

20A DP GRID SWITCHES PRINTED

BS EN 60669-1


1 MODULE

CR2211/D/BO	Printed BOILER
CR2211/D/HD	Printed COOKER HOOD
CR2211/D/DW	Printed DISHWASHER
CR2211/D/EF	Printed EXTRACTOR FAN
CR2211/D/FR	Printed FRIDGE
CR2211/D/FZ	Printed FREEZER
CR2211/D/FF	Printed FRIDGE FREEZER
CR2211/D/FN	Printed FAN
CR2211/D/HB	Printed HOB
CR2211/D/HT	Printed HEATER
CR2211/D/WM	Printed WASHING MACHINE
CR2211/D/WH	Printed WATER HEATER
CR2211/D/TD	Printed TUMBLE DRYER

• See page 66 for customised printing



INSTINCT **PART M** GRID SWITCHES



20A GREY GRID SWITCHES

BS EN 60669-1

1 MODULE

CR2211/D/G DP

CR2213/D/G DP with LED

20A DP PRINTED WHITE GRID SWITCHES

BS EN 60669-1

1 MODULE

- CR2211/D/BO** Printed BOILER
- CR2211/D/HD** Printed COOKER HOOD
- CR2211/D/DW** Printed DISHWASHER
- CR2211/D/EF** Printed EXTRACTOR FAN
- CR2211/D/FR** Printed FRIDGE
- CR2211/D/FZ** Printed FREEZER
- CR2211/D/FF** Printed FRIDGE FREEZER
- CR2211/D/FN** Printed FAN
- CR2211/D/HB** Printed HOB
- CR2211/D/HT** Printed HEATER
- CR2211/D/WM** Printed WASHING MACHINE
- CR2211/D/WA** Printed WATER HEATER
- CR2211/D/TD** Printed TUMBLE DRYER

• See page 66 for customised printing

20A DP PRINTED WHITE GRID SWITCHES WITH LED

BS EN 60669-1

1 MODULE

- CR2213/D/BO** Printed BOILER
- CR2213/D/HD** Printed COOKER HOOD
- CR2213/D/DW** Printed DISHWASHER
- CR2213/D/EF** Printed EXTRACTOR FAN
- CR2213/D/FR** Printed FRIDGE
- CR2213/D/FZ** Printed FREEZER
- CR2213/D/FF** Printed FRIDGE FREEZER
- CR2213/D/FN** Printed FAN
- CR2213/D/HB** Printed HOB
- CR2213/D/HT** Printed HEATER
- CR2213/D/WM** Printed WASHING MACHINE
- CR2213/D/WA** Printed WATER HEATER
- CR2213/D/TD** Printed TUMBLE DRYER

• See page 66 for customised printing



20 AMP & 20AX GRID SWITCHES



PRODUCT DESCRIPTION

Instinct grid switches are fully rated to 20 Amp and 20AX for fluorescent or inductive loads. For commercial solutions a full comprehensive range of switches in the range that include, Part M, red rocker, retractive, 2 way and off, push to make or break, key switches and intermediate versions. LEDs are discretely incorporated into the grid rocker switches where applicable. Grid switches are front mounted and screw secured to ensure switches do not become loose. Multifunctional yokes add to on-site flexibility and reduction in stock requirements. Grid plate variations cater from 1 to 24 Gang plate sizes. A vast variety of pre laser printed variants are available as standard as well as the capability to produce to customer requirements

PLATE STYLE

The slim stylish plate style gives the installer and end user a modern sleek design, whilst still remaining robust and reliable. The plate depth is never compromised on products throughout the range even within flex outlet, power and grid solutions, allowing for a clean consistent professional finish.

TECHNICAL SPECIFICATION

Product Standard	BS EN 60669-1
Voltage	250V AC 50Hz
Current Rating	20AX (Fully Rated for Fluorescent loads) 20A (Retractive)
Terminal Capacity: L & N	3 x 2.5mm ² , 2 x 4mm ² , 1 x 6mm ²
Terminal Capacity: E	N/A
Cable Strip Length	10mm
IP Rating	IP2X
LRV Rating	White LRV 74 Metalclad 34 Grey LRV 8 Red LRV 14
Other Marking Standards	CE

PRODUCT SPECIFICATION

BS Torque Requirement L & N	0.8Nm
Recommended Back Box Size	25mm (35mm for 9G and above)
Minimum Back Box Size	25mm
Rocker Material	Urea Formaldehyde with Inherent Antimicrobial Properties (Rocker) Thermoplastic (Base)
Lighting Compatibility	Tungsten Filament Lamps Fluorescent Lamps GU10 or similar hispot Halogen bulbs LED
Contact Gap	3mm
Terminal Screwdriver Type	Slotted
Accessories	Grid Plates See page 48 Grid Boxes See page 58 Grid Yokes CR2912 1 & 2G, CR2934 3 & 4G, CR2906 6G Spare Secret Key CR2940

RANGE PORTFOLIO

Type	Options
Switch Types	Single Pole, Double Pole Retractive, Intermediate, Secret key switch Push to Make, Push to Break
Ways	1 & 2 way, 2 way and off
Rockers	Standard White Rockers Standard Grey Rockers Standard Red Rockers Standard Printed Rockers Standard rockers with LED
Printing	Indelible laser marking Tamper Print

INSTALLER AND USER INTERFACE FEATURES

Secure and flexible grid system

Grid switches are screw mounted into multifunctional grid frames. When rotated 180 degrees the frame changes to an alternative 'gang' solution. For example when the 1 gang grid frame is rotated 180 degrees, it can then be used as a 2 gang. The screw connection ensures the switches are firmly secured within the yoke and do not push out especially in larger grid installations 8 gang and upwards

Upward facing terminals

All terminals are upward facing allowing the installer a quicker and safer installation. As well as the easier positioning of cables, the product does not need to be twisted or turned to access some terminals, reducing the risk of loosening already terminated connections

Customisation


A custom service is available to meet all your printing needs, from basic printing such as 'Dishwasher' to more specific requirements such as company Logos or location references. Printing is undertaken using state of the art laser print technology for a totally indelible marking

Additional Installation and product Benefits

- Full contact safety cable clamp
- Integrated LED
- Terminals are supplied open and are captive
- All 1 Gang products will fit into a one gang back box without having to bend back the north and south lugs
- Terminal screwdriver lead in
- Uniform screwhead sizes
- Strip Length Indicator
- Maximised wiring space

Minimum product performance

- 40,000 switch operations
- 850/650°C Glow wire



In line upward facing terminals