

## Instinct™ WIRING ACCESSORIES

### SETTING THE STANDARD

The slim stylish plate style gives the end user a modern sleek design, whilst still remaining robust and reliable. The plate depth is consistent throughout the range even within flex outlet, power and grid solutions, allowing for a clean consistent professional finish. The rear of the product has a distinctive green base with heavily embossed terminal marking for clear terminal identification

#### Grid System

The Instinct Grid range consists of grid solutions from 1 to 24 gangs in white, Part M and Metalclad. A plethora of power and switch modules are available including 10A, 10AX, 20A, 20AX, fused connection units, LED, cord outlets, blanks, printed switches and keystone data.

For commercial solutions all of the grid switches and plates contain a full comprehensive range of Part M and red variants. A vast variety of laser printed variants are available as standard as well as the capability to produce printing to customer requirements.

Metalclad grid plates are coated in a low smoke and fume (LSF) powder coat finish as standard.



LASER PRINTED TO  
CUSTOMER  
SPECIFICATIONS



### Full contact cable clamp

The first wiring accessory to utilise this technology. The sliding terminal gives a wider and flatter contact area improving safety by greater cable retention, distributed cable pressure and a reduction in the deformation of cable. The no miss terminal adds further safety as incorrect cable positioning is not possible.

### In line and upward facing terminals

All terminals are both in line and upward facing allowing the installer a quicker and safer installation as well as the easier positioning of cables, the product does not need to be twisted or turned to access some terminals, reducing the risk of loosening already terminated connections.

### Integrated LED


The first truly integrated LED into a rocker. The Instinct LEDs are very neatly and discreetly situated behind the rocker without compromising visibility which is given by a warm glow around the rocker. The feature improves on obtrusive coloured lenses or the compromising of plate integrity of weaker 'thinned' areas.

### Secure and flexible grid system


Grid switches are screw mounted into multifunctional grid frames. When rotated 180 degrees the frame changes to an alternative configuration. For example when the 1 gang grid frame is rotated 180 degrees, it can then be used as a 2 gang. The screw connection ensures the switches are firmly secured within the yoke and does not push out especially in larger grid installations 8 gang and upwards.

- Terminals are supplied open, with captive terminal screws ensuring screws are not lost
- All 1 gang products will fit into a one gang back box without having to bend back the north and south lugs, this improves installation time and safety by not damaging the integrity of the back box
- A cable strip length indicator is visible on the base of the product so that the installer can ensure the correct length of conductor is utilised

## SOFT CURVES SLIM PLATE SMOOTH STYLE



FULL CONTACT CABLE CLAMP



IN LINE AND UPWARD FACING TERMINALS



INTEGRATED LED



# INSTINCT MOULDED GRID SYSTEM



CR2576/G

## GREY GRID PLATES

BS 5733

### 6 GANG

CR2576/G 6 Gang

#### Dimension

|        |       |
|--------|-------|
| Height | 146mm |
| Width  | 146mm |
| Depth  | 9mm   |

#### Back Box

|                            |            |
|----------------------------|------------|
| Flush Box                  | CR2206     |
| Surface Box Plain          | CR2206/PBG |
| Surface Box with Knockouts | CR2206/BG  |



CR2571/BG



CR2572/BG



CR2574/BG

## GREY METALCLAD GRID PLATES

BS 5733

### 1-4 GANG

|           |        |
|-----------|--------|
| CR2571/BG | 1 Gang |
| CR2572/BG | 2 Gang |
| CR2573/BG | 3 Gang |
| CR2574/BG | 4 Gang |


- Low smoke and fume (LSF) powder coat

#### Dimension

|        | 1-2 Gang | 3-4 Gang |
|--------|----------|----------|
| Height | 86mm     | 86mm     |
| Width  | 86mm     | 146mm    |
| Depth  | 9mm      | 9mm      |

#### Back Box

|                            | 1-2 Gang   | 3-4 Gang   |
|----------------------------|------------|------------|
| Surface Box Plain          | CR2201/PBG | CR2203/PBG |
| Surface Box with Knockouts | CR2201/BG  | CR2203/BG  |
| Flush Galvanised           | SB655      | SB665      |
| Dry Lining                 | SB619      | SB629      |



CR2576/BG



CR2578/BG

## GREY METALCLAD GRID PLATES

BS 5733

### 6-8 GANG

|           |        |
|-----------|--------|
| CR2576/BG | 6 Gang |
| CR2578/BG | 8 Gang |

- Low smoke and fume (LSF) powder coat

#### Dimension 6-8 Gang

|        |       |
|--------|-------|
| Height | 146mm |
| Width  | 146mm |
| Depth  | 9mm   |

#### Back Box 6-8 Gang

|                            |            |
|----------------------------|------------|
| Flush Box                  | CR2206     |
| Surface Box Plain          | CR2206/PBG |
| Surface Box with Knockouts | CR2206/BG  |





## GREY METALCLAD GRID PLATES

BS 5733

### 1-4 GANG

|                  |        |
|------------------|--------|
| <b>CR2571/BG</b> | 1 Gang |
| <b>CR2572/BG</b> | 2 Gang |
| <b>CR2573/BG</b> | 3 Gang |
| <b>CR2574/BG</b> | 4 Gang |

- Low smoke and fume (LSF) powder coat




## GREY METALCLAD GRID PLATES

BS 5733

### 6-8 GANG

|                  |        |
|------------------|--------|
| <b>CR2576/BG</b> | 6 Gang |
| <b>CR2578/BG</b> | 8 Gang |

- Low smoke and fume (LSF) powder coat



## GREY METALCLAD GRID PLATES

BS 5733

### 9-12 GANG

|                  |         |
|------------------|---------|
| <b>CR2579/BG</b> | 9 Gang  |
| <b>CR2570/BG</b> | 12 Gang |

- Low smoke and fume (LSF) powder coat

| Dimension | 1-2 Gang | 3-4 Gang |
|-----------|----------|----------|
| Height    | 86mm     | 86mm     |
| Width     | 86mm     | 146mm    |
| Depth     | 9mm      | 9mm      |

| Back Box                   | 1-2 Gang   | 3-4 Gang   |
|----------------------------|------------|------------|
| Surface Box Plain          | CR2201/PBG | CR2203/PBG |
| Surface Box with Knockouts | CR2201/BG  | CR2203/BG  |
| Flush Galvanised           | SB655      | SB665      |
| Dry Lining                 | SB619      | SB629      |

### Dimension 6-8 Gang

|        |       |
|--------|-------|
| Height | 146mm |
| Width  | 146mm |
| Depth  | 9mm   |

### Back Box 6-8 Gang

|                            |            |
|----------------------------|------------|
| Flush Box                  | CR2206     |
| Surface Box Plain          | CR2206/PBG |
| Surface Box with Knockouts | CR2206/BG  |

### Dimension 12 Gang

|        |         |
|--------|---------|
| Height | 206.3mm |
| Width  | 146mm   |
| Depth  | 9mm     |

### Back Box 12 Gang

|                            |            |
|----------------------------|------------|
| Flush Box                  | CR2209/BG  |
| Surface Box Plain          | CR2209/PBG |
| Surface Box with Knockouts | CR2209/BG  |

