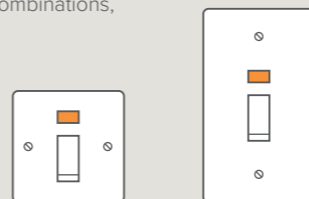




45Amp double pole switch

45Amp Double pole cooker switches are available as twin or single gang units complete with amber neon indicator. For plate/switch finish combinations, please see page 100. See page 106 for box dimensions.



45Amp double pole switch

Plate	P234	P237
Interior	A234	A237
<i>Boxes:</i>		
Flush (metal)	1732	1733
Surface (metal)	8384	8385



Blank plates

For plate/switch finish combinations, please see page 100. See page 106 for box dimensions.



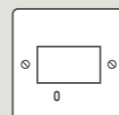
Blank plates

Plate	3495	3492
Description	Single	Twin
<i>Boxes:</i>		
Flush (metal)	1702	1703
Surface (metal)	1131	1134
Surface (plastic)	1132	1133



Fan isolator unit

For plate/switch finish combinations, please see page 100.



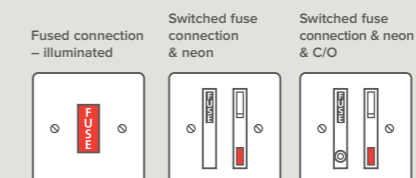

Fan isolator unit

Plate	P2990
Interiors	A2990
Box Flush (metal)	1702

The 3 pole 10Amp Fan isolator units complies to BSEN60947-2.

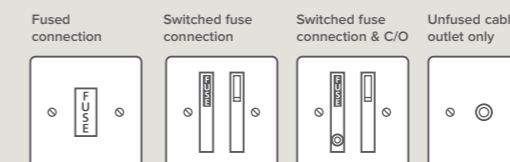
Fused connection units & cable outlets

Fused connection units are grid mounted offering alignment and depth adjustment which enables the fused connector unit to be installed and the cover plate fixed after decoration work has been completed. The units have a retained fuse carrier that is not removed during fuse replacement. On switched versions, the double pole switch has 3mm contact gaps for isolation. Cable outlets have a bushed hole, a cord clamp and 3 way terminal block, suitable for up to 1.5mm flexible cable. See page 106 for box details. Available in the range of finishes shown on page 100.



Illuminated

Plate	P201	P666	P666
Interiors	A254	A668	A669
<i>Boxes:</i>			
Flush (metal)	1702	1702	1702
Surface (metal)	1131	1131	1131
Surface (plastic)	1132	1132	1132



Non-illuminated

Plate	P201	P666	P667	P1978
Interiors	A253	A666	A667	A1978
<i>Boxes:</i>				
Flush (metal)	1702	1702	1702	1702
Surface (metal)	1131	1131	1131	1131
Surface (plastic)	1132	1132	1132	1132