

## Giotto 335

Giotto 335 Surface TC-DD 28W GR10q

**3030560**



### Product features

- Ambient a decorative surface mounted CFL bulkhead. 335mm diameter. Polycarbonate housing with opal diffuser. Robust and reliable with IP44 water and dust rating and IK10 impact resistance.



### PRODUCT OVERVIEW

<b>ETIM Class</b>	EC002892
<b>E-number Norway</b>	3214212
<b>E-number Finland</b>	4275001
<b>Technology</b>	Compact fluorescent
<b>Mount</b>	Ceiling surface Wall surface
<b>Product name</b>	Giotto 335 Surface TC-DD 28W GR10q
<b>Product code</b>	3030560
<b>Housing</b>	Polycarbonate
<b>Environment</b>	Interior/exterior
<b>General application</b>	Hospitality, Logistics & Industry, Residential & Consumer
<b>Certifications</b>	CE
<b>Control gear mounting</b>	Integral
<b>Control gear type</b>	11
<b>Electrical protection</b>	Class I
<b>LOR (%)</b>	51
<b>IK rating</b>	IK10
<b>IP rating</b>	IP44
<b>Colour</b>	White
<b>Product EAN number</b>	8711971305606

### DATA TABLE

#### General data

<b>ETIM Class</b>	EC002892
<b>E-number Norway</b>	3214212
<b>E-number Finland</b>	4275001
<b>Technology</b>	Compact fluorescent
<b>Mount</b>	Ceiling surface Wall surface
<b>Product name</b>	Giotto 335 Surface TC-DD 28W GR10q
<b>Product code</b>	3030560

## Giotto 335

*Giotto 335 Surface TC-DD 28W GR10q*

**3030560**

<b>Housing</b>	Polycarbonate
<b>Environment</b>	Interior/exterior
<b>General application</b>	Hospitality, Logistics & Industry, Residential & Consumer
<b>Certifications</b>	CE

### Optical data

<b>Distribution type</b>	Symmetric
<b>LOR (%)</b>	51
<b>Adjustable chromaticity</b>	N

### Electrical data

<b>Glow Wire Test (°C)</b>	850
<b>Control gear mounting</b>	Integral
<b>Control gear type</b>	11
<b>Drive current (mA)</b>	0
<b>Mains voltage (V)</b>	220-240V~
<b>Lamp power factor</b>	3.000
<b>Electrical protection</b>	Class I
<b>Lamp Energy Label (class)</b>	A++

### Physical data

<b>Weight (kg)</b>	2.032
<b>IK rating</b>	IK10
<b>IP rating</b>	IP44
<b>Colour</b>	White
<b>Diffuser finish</b>	Opal
<b>Diffuser material</b>	Polycarbonate
<b>Max. Lamp Diameter (mm) - D</b>	335

### Packaging

<b>Packaging outer width (cm)</b>	36.0
<b>Packaging outer length (cm)</b>	36.0
<b>Product EAN number</b>	8711971305606
<b>Packaging single length (cm)</b>	11.8
<b>Packaging single height (cm)</b>	36.0
<b>Packaging single width (cm)</b>	36.0
<b>Single packaging type</b>	Carton
<b>Packaging outer height (cm)</b>	11.8
<b>DUN14 (outer)</b>	08711971305606
<b>Units per outer package</b>	1

## Giotto 335

Giotto 335 Surface TC-DD 28W GR10q

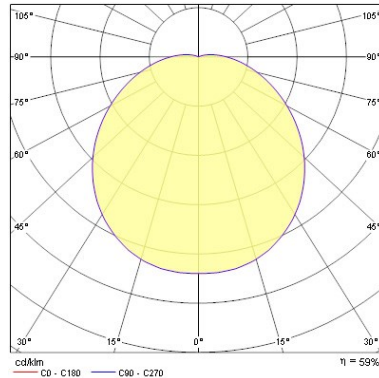
**3030560**

### PHOTOMETRY

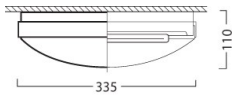
0.5	1.64	E <sub>0</sub> <sup>(°)</sup> E <sub>c</sub> (°)	88.6°	1442 102
1.0	3.28	E <sub>0</sub> <sup>(°)</sup> E <sub>c</sub> (°)	88.6°	361 26
1.5	4.91	E <sub>0</sub> <sup>(°)</sup> E <sub>c</sub> (°)	88.6°	160 11
2.0	6.55	E <sub>0</sub> <sup>(°)</sup> E <sub>c</sub> (°)	88.6°	90 6
2.5	8.19	E <sub>0</sub> <sup>(°)</sup> E <sub>c</sub> (°)	88.6°	56 4
3.0	9.83	E <sub>0</sub> <sup>(°)</sup> E <sub>c</sub> (°)	88.6°	40 3

Distance [m]      Cone diameter [m]      Illuminance [lx]

— CD - C180 (Half beam angle: 117.2°)



### TECHNICAL DRAWINGS




335 Surface

## Giotto 335


Giotto 335 Surface TC-DD 28W GR10q


**3030560**

**Lumiance** 3030560


 This luminaire is compatible with bulbs of the energy classes:

A++  
A+  
A  
~~B~~  
~~C~~  
~~D~~  
~~E~~

874/2012 

 This luminaire is compatible with bulbs of the energy classes:

A++  
A+  
A  
~~B~~  
~~C~~  
~~D~~  
~~E~~

**Lumiance** 3030560  874/2012