

Concealed Fixing Accessories on Stylish Slim Plates

Slim and stylish with soft rounded edges, the Hartland CFX® range helps provide the finishing touch to any project. The face plates are firmly held in place to the back frame with a patented 4 point clipping system, concealing the fixings for a seamless finish.

- Six superb finishes
- Choice of complementary switch insert finishes
- Concealed fixing
- Comprehensive range of electrical accessories
- Grid Fix and Euro Fix options are also available (see separate GRID-IT and EuroFix sections)



77C R22 BC-B




71C R23 PB-W



72C T22



79C DPN AB-B



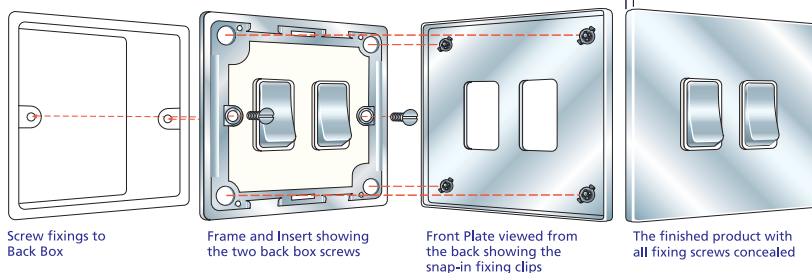
74C 1XTM SS-W



78C SPN BK-B

Hamilton Hartland CFX® Concealed Fixing

Plate depth 5 mm including gasket









Concealed Fixing Toggle Switches



74C T23



Plate Finish	Insert Finish	1 gang 20AX 2 way Toggle Nominal Plate Size: 86 x 86 mm Min. Wall Box Depth: 35 mm Technical Insert Reference: T21 Product Code	2 gang 20AX 2 way Toggle Nominal Plate Size: 86 x 86 mm Min. Wall Box Depth: 35 mm Technical Insert Reference: T22 Product Code	3 gang 20AX 2 way Toggle Nominal Plate Size: 145 x 86 mm Min. Wall Box Depth: 35 mm Technical Insert Reference: T23 Product Code	4 gang 20AX 2 way Toggle Nominal Plate Size: 145 x 86 mm Min. Wall Box Depth: 35 mm Technical Insert Reference: T24 Product Code	1 gang 20AX Intermediate Toggle Nominal Plate Size: 86 x 86 mm Min. Wall Box Depth 35 mm Technical Insert Reference: T31 Product Code
Bright Chrome 	Bright Chrome	77C T21	77C T22	77C T23	77C T24	77C T31
Polished Brass 	Polished Brass	71C T21	71C T22	71C T23	71C T24	71C T31
Satin Brass 	Satin Brass	72C T21	72C T22	72C T23	72C T24	72C T31
Antique Brass 	Antique Brass	79C T21	79C T22	79C T23	79C T24	79C T31
Satin Stainless Effect 	Satin Stainless	74C T21	74C T22	74C T23	74C T24	74C T31
Black Nickel 	Black Nickel	78C T21	78C T22	78C T23	78C T24	78C T31