

NAME: LED Corn Light

Advantage

- CE RoHS certificate
- G12 lamp base
- Warm / Natural / Cool / Cold white
- 360degree lighting, high CRI
- With heat sink
- Internal driver, input voltage AC85-265V
- No UV or IR in the beam
- Easy to install and operate
- Energy saving, long service life
- Light is soft and uniform, safe to eyes
- Instant start, NO flickering, NO humming
- Green and eco-friendly without mercury



Application

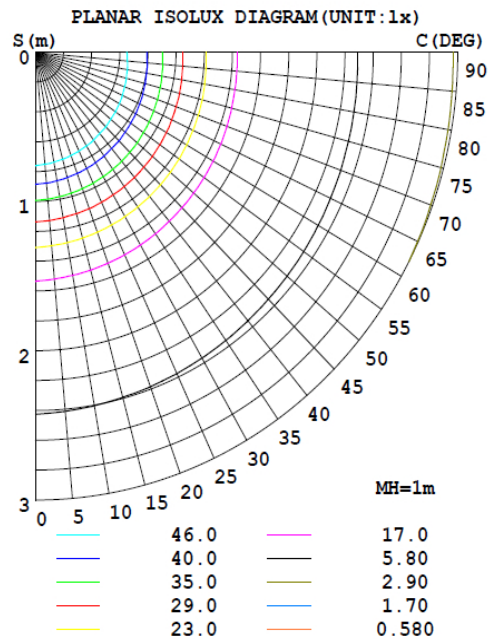
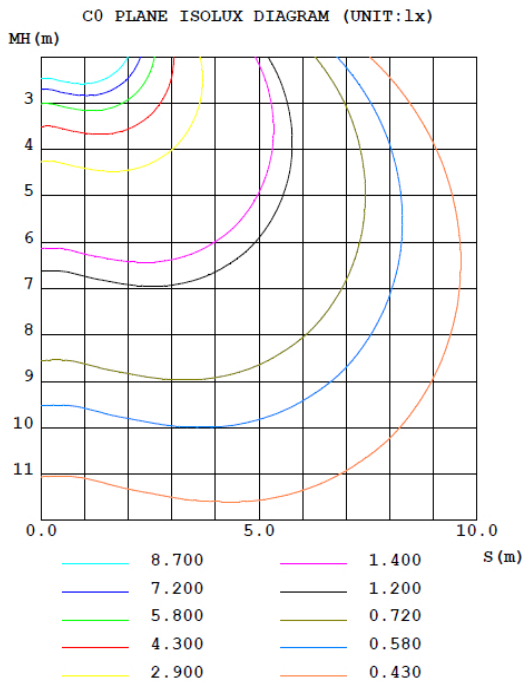

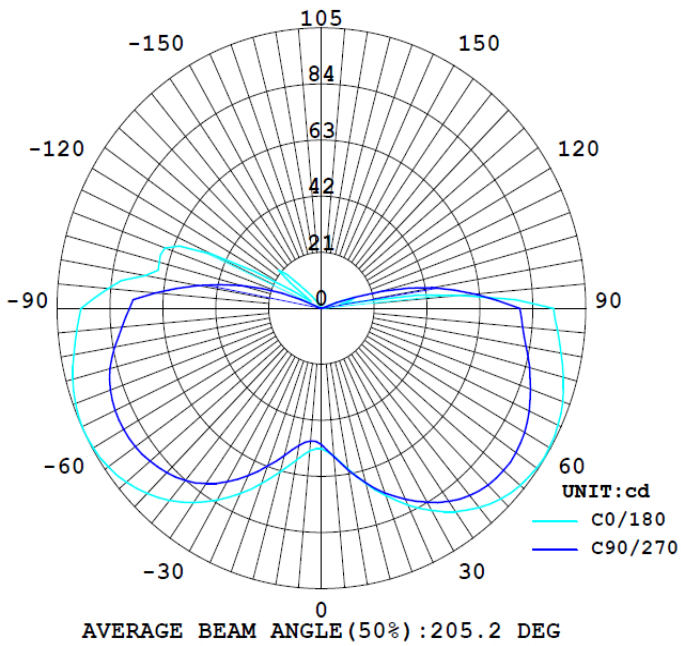
Widely used in supermarket, warehouse, garage, home, office, hotel, hospital, school, street, garden etc.

TECHNICAL DATA SHEET

PRODUCT SPECIFICATIONS				
Product name	LED Corn Light			
Part No	LC10G12-86-CA			
Light Type	Corn Light			
Dimension	127*30*26mm			
Technical Characteristic				
Color	Warm white	Natural white	Cool white	Cold white
Color temperature	2700-3000K	4000-4250K	6000-6500K	7000-8000K
CRI	>70	>70	>70	>70
Lumen	1042.0	1082.0	1123.0	1103.0
Lumen Efficacy	104.2	108.2	112.3	110.3
Input Power	10 W			
Viewing Angle	360 degree			
Input Voltage	AC85-265V 50/60Hz			
PFC	>90%			
Equivalent	20W CFL or MHL			
Waterproof Rating	IP40			
MATERIALS				
LED Brand	EPISTAR			
LED Type	SMD2835			
LED QTY	70 PCS			
Housing	PC			
Housing color	White			
OTHERS				
Operating Temperature	-20°C TO 45°C			
Operating Humidity	20%-70% RH			
Storage Temperature	-30°C TO 80°C			
Storage Humidity	10%-75% RH			
Application	Indoor			
Environment Protection	RoHS			
Safety Certification	CE			
Warranty Time	3 Years			

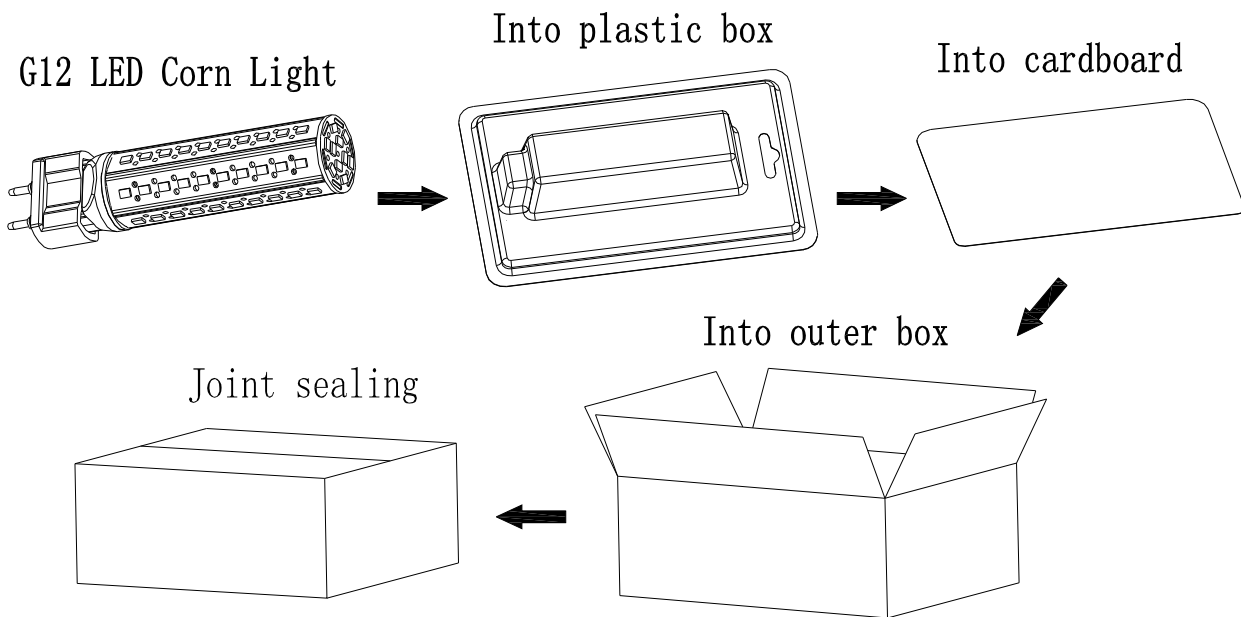
TECHNICAL DATA SHEET

DATA OF LAMP		I _{max} (cd)	104.9	S/MH (C0/180)	2.42
MODEL		EFFICIENCY (%)	100.0	S/MH (C90/270)	2.28
NOMINAL POWER (W)	9	TOTAL FLUX (lm)	990.05	Voltage (V)	221.0
RATED VOLTAGE (V)	222	EFFICIENCY (lm/W)	95.3	Current (A)	0.040
NOMINAL FLUX (lm)	990.1	η up (%)	30.7	Power (W)	8.580
LAMPS QUANTITY	1	η down (%)	69.3	Power Factor (PF)	0.968
TEST VOLTAGE (V)	221.0	Effective Flux (lm)	0.0	E EI	0.000



TECHNICAL DATA SHEET

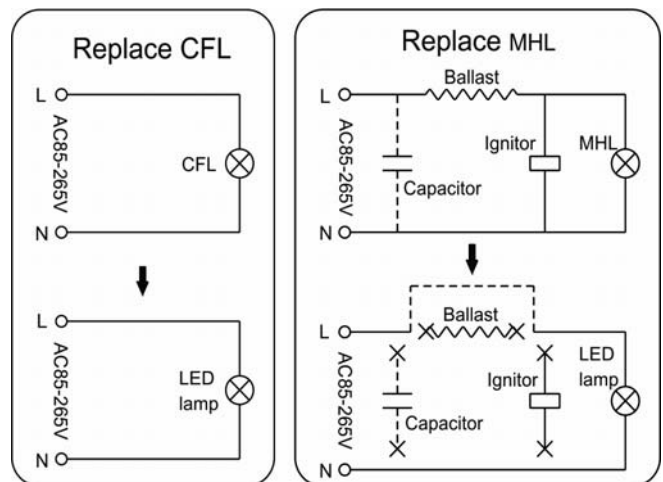
Package



	Size	Qty/ Carton	Net Weight/ Carton	Gross Weight/ Carton
outer box	630*240*200mm	40	3.0kg	4.8kg

Notice For User

- Please turn off power before install or change assembly parts.
- The input voltage and lamps should be matched, after connecting the power line, please make sure the wiring section is insulated.
- Make sure to remove or bypass the electronic ballast in the fixtures before install the lamps.
- With internal driver are suitable for closed fixtures.
- No-professionals, must not install and disassemble the lamps.



Trouble Shootings

Troubles	Check points
Flickering of the lamps	Turn off the power and turn on again in 3 minutes. If same phenomena occur, then call agencies
Out of working	Please check the connection