

# Hotflo

Unvented point of use hot water



# Hotflo

We developed the Hotflo range for people who need a hot water supply for two to three basins or sinks.

Flexible siting is a key design feature that we insisted upon because it means there is no requirement for a cold water cistern. Hotflo can be used with standard or mixer taps and fed from the mains water supply provides high hot water flow rates.

With the best possible performance, long-term reliability and corrosion-resistance in mind, our designers specify high-grade copper for the Hotflo's inner container. Using copper for this key component also means we don't have to fit a sacrificial anode – avoiding the need for the hassle and expense of regular inspections and replacement. In addition, copper is better than lower grade materials at withstanding shock and vibration during delivery, installation and maintenance.

The complete confidence we have in the quality of Hotflo's design and materials is proven by its two year guarantee with on-site service support.



- Available in 10 litre (suitable for up to two basins) and 15 litre (suitable for up to three basins) capacities.\*
- 2.2kW element rating.
- Replaceable copper inner container with integral heating element.
- Two year guarantee with on-site service support.
- Externally adjustable thermostat from 10°C to 70°C.
- CFC/HCFC free (ODP zero) flame-retardant expanded polystyrene.
- Element 'On' indicator.
- No anode to inspect or replace.
- Suitable for use with any standard tap or mixer.
- Fitted with 1 metre of 3-core cable.
- Comprehensive installation instructions.
- Pressure relief valve supplied with all models.
- IPX4 rated.
- Kiwa approved to UK Water Supply Regulations. CE marked.



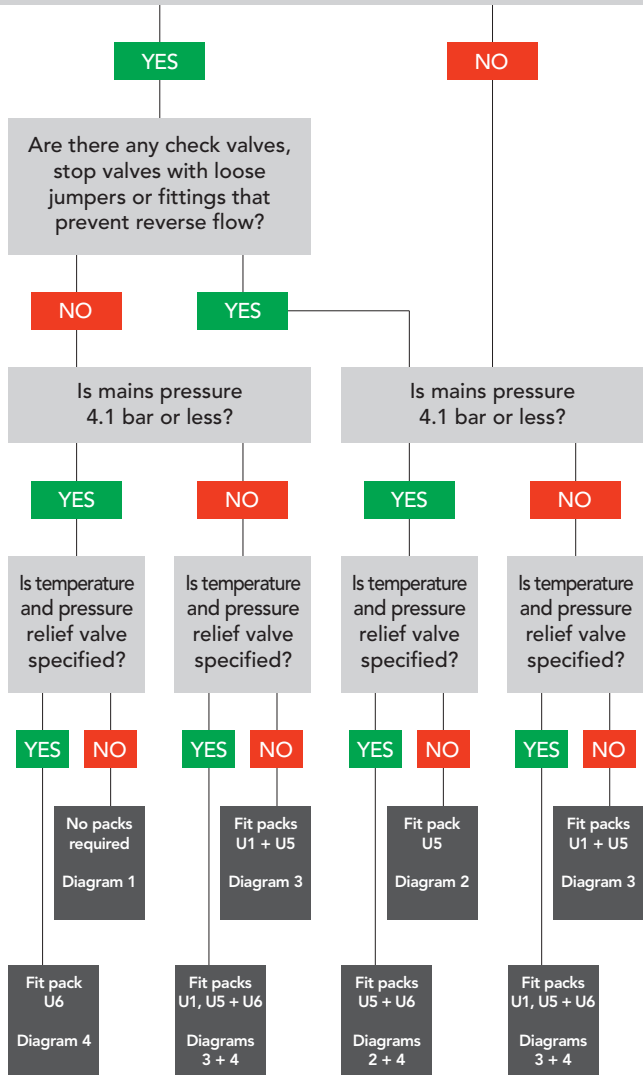
\* Figures are for guidance only, the Heatrae Sadia Specification Advice Team should be contacted to discuss requirements for specific sites. Capacity recommendations are based on BS 6700.

# Accessory selection guide

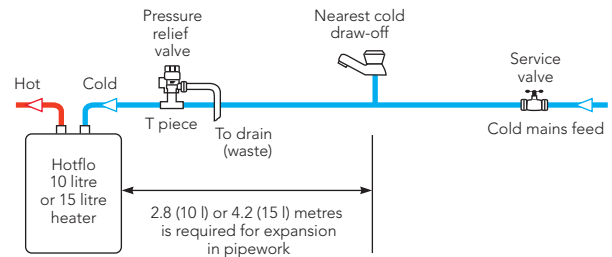
A key factor in the selection of accessories is the maximum incoming water pressure at a particular location. In instances where this is not known, installers are recommended to consult the local water authority for more precise information. When fitting small unvented water heaters it is important that, where necessary, the correct accessory packs are fitted to suit local conditions. For assistance in their selection and fitting, consult the following guide.

To provide an added level of safety, Heatrae Sadia recommend the fitting of a temperature and pressure relief valve on heaters of 15 litres and below, although this is not required under the latest British Standards.

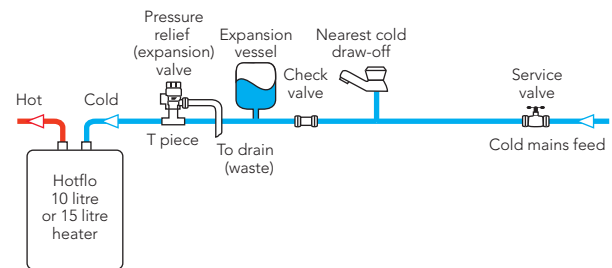
Can expanded water be accommodated in the pipework without hot water entering any supply pipe to which a cold water draw-off is connected?  
(i.e. at least 2.8m of 15mm pipe for 10 litre unit and 4.2m for 15 litre unit)



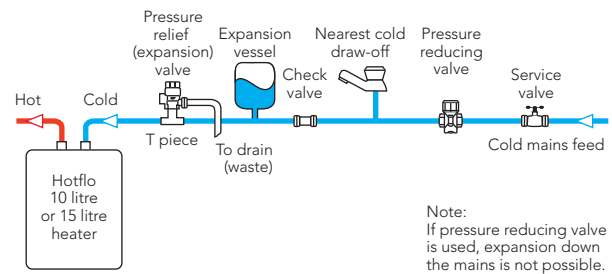
**Diagram 1** For inlet water pressure up to 4.1 bar (60psi).



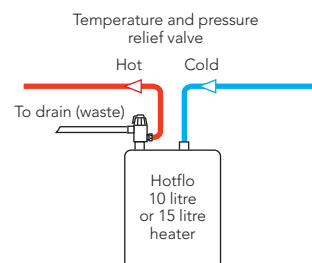
**Diagram 2** For inlet water pressure up to 4.1 bar (60psi) where expansion down the mains is not possible.



**Diagram 3** For inlet water pressure over 4.1 bar (60psi).



**Diagram 4** Temperature and pressure relief valve. For use with diagrams 1-3 above.






# Accessories

A full range of accessories are available for installation with Hotflo 10 and 15. These are supplied as accessory packs.

When installing small unvented water heaters, it is essential that the correct accessory packs are used. The selection guides on page 4 indicates the appropriate pack(s) for different heaters and situations.

If the expansion in the cold main is restricted, for example by a stop valve, check valve or water meter, an accessory pack which includes an expansion vessel must be fitted. See diagrams 2 and 3 on page 4.

A knowledge of the maximum incoming water pressure is an essential requirement prior to installation; where this is not known the local Water Authority should be consulted.



**Pack U1 – Combined pressure reducing valve and strainer**


The **pressure reducing valve** limits water pressure to 3.5 bar (50 psi).

The **strainer** filters coarse impurities from the water supply.

**Connection** 1/2" BSP female.

**Installation** Pack U1 must be installed on the cold inlet side of the heater and before the expansion vessel. Where possible, installation should be on the mains side of the cold water tap draw-off. This will result in balanced water supplies and is particularly important when mixers are to be used.

Pack U1 must be used with Pack U5.



**Pack U5 – Expansion vessel and check valve**

The **expansion vessel** when fully charged, will absorb all expanded water produced by the Hotflo heater during normal operation.

**Connection** 1/2" BSP male; precharged 4.1 bar.

The **check valve** prevents backflow of hot water and eliminates any possibility of cross-contamination between cold and hot water.

**Connections** 15mm compression.

**Installation** Pack U5 must be fitted on the inlet side and in close proximity to the heater as shown in diagrams 2 and 3 on page 4.



**Pack U6 – Temperature and pressure relief valve**


The **temperature and pressure relief valve** is recommended by Heatrae Sadia to give an additional level of safety to Hotflo. It is pre-set to open at 7 bar (101.5 psi) and 90°C. Pack U6 is the only temperature and pressure relief valve recommended for use with Hotflo unvented heaters.

**Connections** Inlet and outlet 15mm compression drain 1/2" BSP female.

**Installation** Pack U6 valve is connected to the outlet connection on top of the Hotflo heater. See diagram 4 on page 4.

**Thermostatic blending valves** allow water to be stored at high temperatures and blended with cold water to a preset outlet temperature.

This provides over-temperature protection, and is ideal for the control of Legionellae and the extension of system capacities.



**Pack U3 – TMV2**

**Connection** 15mm compression.

Allows water to be safely stored above 60°C.


Precisely controls outlet water temperature (range from 35°C to 60°C).

Lockable control knob.

Fail-safe shutdown.

Incorporates check valves to prevent cross contamination.

Operating pressure from 0.2 bar to 6.0 bar.



**Pack U7 – TMV3**

**Connection** 15mm compression.

Fully approved under the TMV3 scheme to the DO8 specification.

Allows water to be safely stored above 60°C.

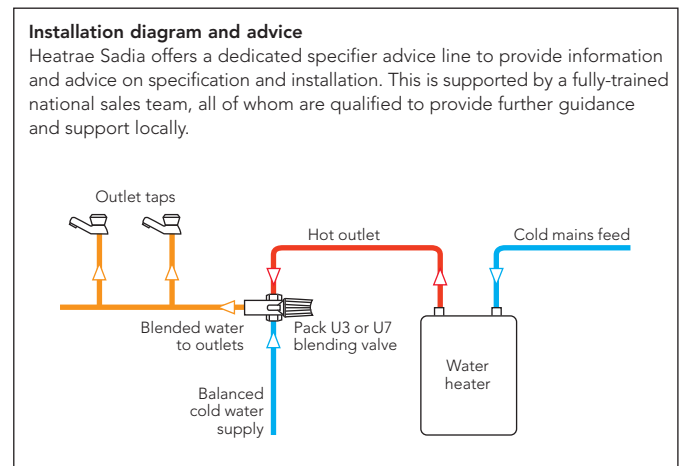
Precisely controls outlet water temperature (range from 38°C to 46°C).

Unique adjuster key to prevent unauthorised temperature adjustment.

Fail-safe shutdown.

Incorporates check valves to prevent cross contamination.

Operating pressure from 0.2 bar to 5.0 bar.



# Full specifications

## Specification

### Capacities

10 and 15 litres.

### Rating

2.2kW @ 240V, (2kW @ 230V).

### Outer casing

White plastic top moulding with steel base and centre section, finished in white stove enamel.

### Thermal insulation

CFC/HCFC free (ODP zero) flame-retardant expanded polystyrene.

### Water container/integral heat unit

Replaceable heavy gauge copper inner container, designed for 6 bar working pressure and type tested to 20 bar (290 psi), with embedded rod-type element sheathed in corrosion resistant alloy.

### Thermostat

Rod-type externally adjustable from 10°C to 70°C.

### Safety features

Pressure relief valve set to open at 6 bar.  
Resettable over temperature cut-out.

### Anode

Not required.

### IPX4 rated

### Approvals

Kiwa approved to UK water supply regulations.  
CE marked. Manufactured in the UK in a BS EN ISO 9001:2000 registered factory.

## Installation

### Mechanical

Must be mounted in the vertical position with inlet / outlet at the top. Floor or wall-mounted (three screws / keyhole slots).

### Plumbing

15mm copper tail ends. Minimum water pressure 0.8 bar (12 psi). For pressures above 4.1 bar (60 psi), packs U1 and U5 must be used.

**NOTE:** The pressure relief valve supplied must always be fitted. See accessory selection guide on page 4.

### Temperature and pressure relief valve

Optional Pack U6 – see accessory selection guide on page 4.

### Safety valve discharge

The pressure relief (expansion) valve or temperature & pressure relief valve (if used) must be plumbed to discharge in a safe visible location.

### Optional thermostatic blending valve

Accessory Pack U3 and Pack U7 (see page 5) allows water to be stored at high temperature and blended with cold to a preset outlet temperature.

### Electrical

The unit must be permanently connected to the electrical supply through a double-pole linked switch with minimum breaking capacity of 13 amps.  
Must conform to current IEE wiring regulations.

## Guarantee

Hotflo carries a full two year transferable on-site service support guarantee against faulty manufacture or materials provided that:

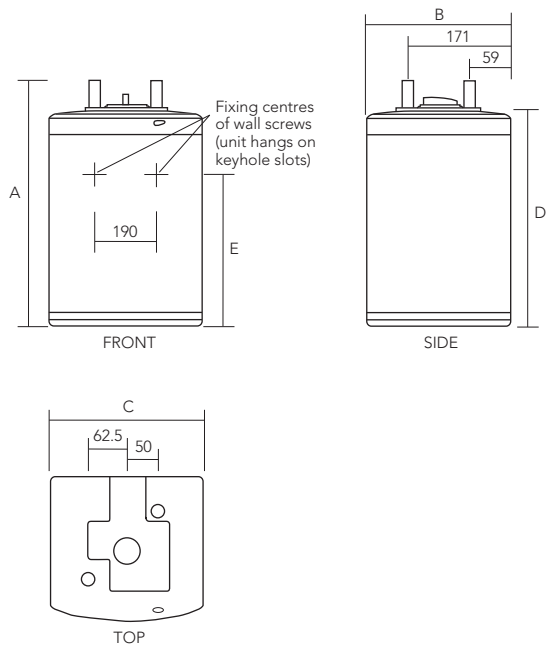
- It has been correctly installed as per the instructions contained in the instruction manual and all relevant Codes of Practice and Regulations in force at the time of installation.
- It has been installed in the UK.
- It has not been modified in any way, other than by Heatrae Sadia Heating.
- The damage is not due to scaling or frost.
- It has only been used for the storage of potable water.
- It has not been tampered with or been subjected to misuse or neglect.
- Within 60 days of installation the user completes and returns the certificate supplied along with the proof of purchase to register the product.

Evidence of purchase and date of supply must be submitted. The unit is not guaranteed against damage due to frost. The guarantee is transferable. This guarantee does not affect your statutory rights.



# Dimensions and ordering

## Dimensions



| Model     | Capacity<br>(litre) | Rating<br>@240<br>(kW) | A<br>(mm) | B<br>(mm) | C<br>(mm) | D<br>(mm) | E<br>(mm) | Weight        |              |
|-----------|---------------------|------------------------|-----------|-----------|-----------|-----------|-----------|---------------|--------------|
|           |                     |                        |           |           |           |           |           | empty<br>(kg) | full<br>(kg) |
| Hotflo 10 | 10                  | 2.2                    | 500       | 252       | 267       | 457       | 360       | 6.5           | 16.5         |
| Hotflo 15 | 15                  | 2.2                    | 656       | 252       | 267       | 613       | 516       | 8.4           | 23.4         |

## Ordering guide

| Model   | Rating<br>@ 240V<br>(kW) | Product<br>code |
|---|--------------------------|-----------------|
| Hotflo 10   | 2.2                      | 95:050:148      |
| Hotflo 15   | 2.2                      | 95:050:149      |
| Replacement inner container with integral element |                          |                 |
| 10 litre  | 2.2                      | 95:608:916      |
| 15 litre  | 2.2                      | 95:608:917      |

## Accessories ordering guide

| Model                                    | Product<br>code |
|--|-----------------|
| Accessory pack U1 See page 5 for details | 95:970:352      |
| Accessory pack U3 See page 5 for details | 95:970:354      |
| Accessory pack U5 See page 5 for details | 95:970:356      |
| Accessory pack U6 See page 5 for details | 95:970:359      |
| Accessory pack U7 See page 5 for details | 95:970:360      |

# Contact

## Specification

T: 01603 420220 F: 01603 420229

E: specifier@heatraesadia.com

## After Sales Service

T: 0844 871 1535 F: 0844 871 1528

E: heatraesadiaservice@heateam.co.uk

Web [www.heatraesadia.com](http://www.heatraesadia.com)

## National service network

Heatrae Sadia products are inherently reliable and are designed to meet the demanding needs of all users.

A nationwide network of experienced engineers is available to provide fast and efficient on-site service support.

In addition, spare parts for the complete range of products are readily available through a wide variety of stockists.

Heatrae Sadia Heating Hurricane Way Norwich Norfolk NR6 6EA

Heatrae Sadia Heating may introduce modifications to their products from time to time. Consequently, the details given in this brochure are subject to alteration without notice.

95 900 907 Issue 1 © Heatrae Sadia Heating. 2009.

Brochures for all of our products are available free of charge. Please call our literature hotline on 01603 420127.

### Domestic Heating and Hot Water

- Aerheat
- Electric Solar
- Electromax Solar
- Megaflo Solar
- Showers
- Amptec
- Electromax
- Megaflo HE
- Megalife HE

### Commercial Hot Water

- B3M / C3M
- FBM
- Handy Dri and Hair Drier
- Immersion Heaters
- Streamline
- Express
- Handy
- Hotflo
- Multipoint
- UTC 99

### Drinking Water

- SuperChill
- Supreme



#### Mixed Sources

Product group from well-managed forests, controlled sources and recycled wood or fiber  
[www.fsc.org](http://www.fsc.org) Cert no. XXXXXXXXX  
© 1996 Forest Stewardship Council



This product is printed on 50% post consumer recycled paper. That is paper that has been previously used eg. newspapers and magazines. This product is printed using vegetable based inks which are non toxic. Please recycle this product once you have finished with it.