

Data sheet | Item number: 221-2411

Inline splicing connector with lever; for all conductor types; max. 4 mm²; 2-conductor; transparent housing; Transparent cover; Surrounding air temperature: max 85°C (T85); 4.00 mm²; transparent


www.wago.com/221-2411



Subject to changes. Please also observe the further product documentation!

WAGO GmbH & Co. KG
Hansastr. 27
32423 Minden
Phone: +49571 887-0 | Fax: +49571 887-169
Email: info.de@wago.com | Web: www.wago.com

Do you have any questions about our products?
We are always happy to take your call at 01788 568 008.



Item description

This connector is suitable for worldwide installations.

Data

Electrical data

Ratings per IEC/EN

| | |
|----------------------------|--|
| Ratings per | EN 60664 |
| Nominal voltage (II/2) | 450 V |
| Rated surge voltage (II/2) | 4 kV |
| Rated current | 32 A |
| Legend (ratings) | (II / 2) Δ Overvoltage category II / Pollution degree 2 |

Ratings per UL

| | |
|--------------------------------|-------|
| Rated voltage UL (Use Group C) | 600 V |
| Rated current UL (Use Group C) | 20 A |

Connection data

| | |
|-----------------------------------|---|
| Total number of connection points | 2 |
|-----------------------------------|---|

Subject to changes. Please also observe the further product documentation!

WAGO GmbH & Co. KG
Hansastr. 27
32423 Minden
Phone: +49571 887-0 | Fax: +49571 887-169
Email: info.de@wago.com | Web: www.wago.com

Do you have any questions about our products?
We are always happy to take your call at 01788 568 008.



Connection 1

| | |
|---------------------------------|---------------------------------|
| Connection technology | CAGE CLAMP® |
| Actuation type | Lever |
| Connectable conductor materials | Copper |
| Solid conductor | 0.2 ... 4 mm² / 20 ... 14 AWG |
| Stranded conductor | 0.2 ... 2.5 mm² / 18 ... 14 AWG |
| Fine-stranded conductor | 0.2 ... 4 mm² / 18 ... 14 AWG |
| Strip length | 11 mm / 0.43 inch |

Physical data

| | |
|--------|----------------------|
| Width | 8.1 mm / 0.319 inch |
| Height | 8.9 mm / 0.35 inch |
| Depth | 35.5 mm / 1.398 inch |

Material data

| | |
|-------------------------------|--|
| Note on material data | Information on material data can be found here |
| Color | transparent |
| Cover color | transparent |
| Flammability class per UL94 | V2 |
| Color of actuator | orange |
| Weight of insulation material | 0.84 g |
| Weight | 2.4 g |

Commercial data

| | |
|-----------------------|-----------------|
| PU (SPU) | 600 (60) Pieces |
| Packaging type | box |
| Country of origin | DE |
| GTIN | 4055144049404 |
| Customs tariff number | 85369010000 |

Approvals / Certificates

Country specific Approvals

| Logo | Approval | Additional Approval Text | Certificate name |
|------|---------------------------------|--------------------------|------------------|
| | CCA DEKRA Certification B.V. | EN 60998 | NTR NL-7827 |

Subject to changes. Please also observe the further product documentation!

CCA




KEMA/KEUR
DEKRA Certification B.V.

EN 60998

71-
113253
REV. 1

UL-Approvals

| Logo | Approval | Additional Approval Text | Certificate name |
|--|--------------------------------------|--------------------------|------------------|
|  | UL Underwriters Laboratories Inc. | UL 486C | E69654 |

Optional accessories

Mounting

Mounting accessories

**Item no.: 209-123**

Mounting foot with screw; can be screwed on terminal blocks with fixing flange; 6.4 mm wide; gray

www.wago.com/209-123**Item no.: 209-120**

Mounting foot; can be snapped on terminal blocks with snap-in mounting foot; for mounting on relay-modules; 6.4 mm wide; gray

www.wago.com/209-120**Item no.: 221-2504**

Mounting carrier with strain relief; 4-way; for inline splicing connector with lever; for screw mounting; gray

www.wago.com/221-2504**Item no.: 221-2512**

Mounting carrier with strain relief; 2-way; for inline splicing connector with lever; with snap-in mounting foot; gray

www.wago.com/221-2512**Item no.: 221-2505**

Mounting carrier with strain relief; 5-way; for inline splicing connector with lever; for screw mounting; gray

www.wago.com/221-2505**Item no.: 221-2511**

Mounting carrier with strain relief; 1-way; for inline splicing connector with lever; with snap-in mounting foot; gray

www.wago.com/221-2511

Subject to changes. Please also observe the further product documentation!

WAGO GmbH & Co. KG
Hansastr. 27
32423 Minden
Phone: +49571 887-0 | Fax: +49571 887-169
Email: info.de@wago.com | Web: www.wago.com

Do you have any questions about our products?
We are always happy to take your call at 01788 568 008.



Item no.: 221-2513

Mounting carrier with strain relief; 3-way; for inline splicing connector with lever; with snap-in mounting foot; gray

www.wago.com/221-2513



Item no.: 221-2514

Mounting carrier with strain relief; 4-way; for inline splicing connector with lever; with snap-in mounting foot; gray

www.wago.com/221-2514



Item no.: 221-2515

Mounting carrier with strain relief; 5-way; for inline splicing connector with lever; with snap-in mounting foot; gray

www.wago.com/221-2515



Item no.: 221-2521

Mounting carrier; 1-way; for inline splicing connector with lever; for screw mounting; gray

www.wago.com/221-2521



Item no.: 221-2522

Mounting carrier; 2-way; for inline splicing connector with lever; for screw mounting; gray

www.wago.com/221-2522



Item no.: 221-2523

Mounting carrier; 3-way; for inline splicing connector with lever; for screw mounting; gray

www.wago.com/221-2523



Item no.: 221-2524

Mounting carrier; 4-way; for inline splicing connector with lever; for screw mounting; gray

www.wago.com/221-2524



Item no.: 221-2525

Mounting carrier; 5-way; for inline splicing connector with lever; for screw mounting; gray

www.wago.com/221-2525



Item no.: 221-2531

Mounting carrier; 1-way; for inline splicing connector with lever; with snap-in mounting foot; gray

www.wago.com/221-2531



Item no.: 221-2532

Mounting carrier; 2-way; for inline splicing connector with lever; with snap-in mounting foot; gray

www.wago.com/221-2532

Subject to changes. Please also observe the further product documentation!

WAGO GmbH & Co. KG

Hansastr. 27

32423 Minden

Phone: +49571 887-0 | Fax: +49571 887-169

Email: info.de@wago.com | Web: www.wago.com

Do you have any questions about our products?

We are always happy to take your call at 01788 568 008.

Item no.: 221-2534

Mounting carrier; 4-way; for inline splicing connector with lever; with snap-in mounting foot; gray

www.wago.com/221-2534**Item no.: 221-2533**

Mounting carrier; 3-way; for inline splicing connector with lever; with snap-in mounting foot; gray

www.wago.com/221-2533**Item no.: 221-2535**

Mounting carrier; 5-way; for inline splicing connector with lever; with snap-in mounting foot; gray

www.wago.com/221-2535**Item no.: 221-2502**

Mounting carrier with strain relief; 2-way; for inline splicing connector with lever; for screw mounting; gray

www.wago.com/221-2502**Item no.: 221-2501**

Mounting carrier with strain relief; 1-way; for inline splicing connector with lever; for screw mounting; gray

www.wago.com/221-2501**Item no.: 221-2503**

Mounting carrier with strain relief; 3-way; for inline splicing connector with lever; for screw mounting; gray

www.wago.com/221-2503**Downloads****Documentation****Additional Information**

| | | |
|------------------------|--------|----------|
| Technical Section | pdf | Download |
| Technical explanations | 2.2 MB | |

CAD/CAE-Data**CAD data**

| | | |
|-----------------------|-----|----------|
| 2D/3D Models 221-2411 | URL | Download |
|-----------------------|-----|----------|

CAE data

| | | |
|-----------------------|-----|----------|
| ZUKEN Portal 221-2411 | URL | Download |
|-----------------------|-----|----------|

Subject to changes. Please also observe the further product documentation!

Environmental Product Compliance

Compliance Search

Environmental Product Compliance 221-2411

URL

Download


Inline splicing connector with lever; for all conductor types; max. 4 mm²; 2-conductor;
transparent housing; Transparent cover; Surrounding air temperature: max 85°C
(T85); 4.00 mm²; transparent

Installation Notes

Conductor termination



Push up the lever to open the clamping unit and insert the conductor.



Push the lever back down.

Installation




Place the inline splicing connector on the carrier in front of the mounting position.




Push the connector to the center position until it snaps into place.

Application

Subject to changes. Please also observe the further product documentation!



Perfect for test setups



Simple extension of lines



Lighting connection in suspended ceilings



Multi-pole, fixed lighting fixture wiring

Subject to changes. Please also observe the further product documentation!

WAGO GmbH & Co. KG
Hansastr. 27
32423 Minden
Phone: +49571 887-0 | Fax: +49571 887-169
Email: info.de@wago.com | Web: www.wago.com

Do you have any questions about our products?
We are always happy to take your call at 01788 568 008.