


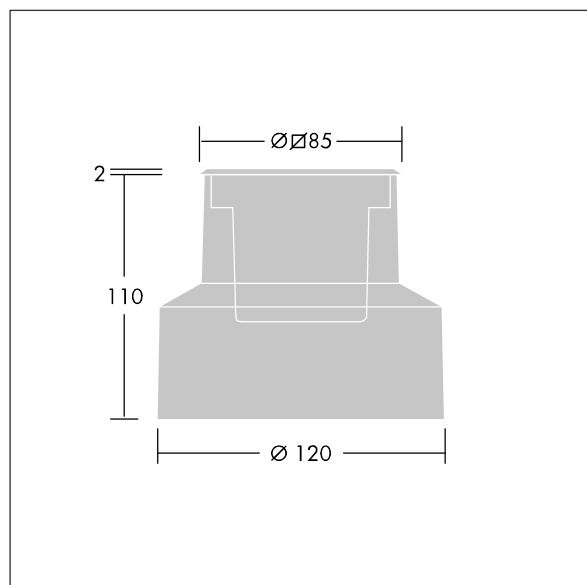
E/Fact

A small round ground recessed luminaire. 1 LED(s) driven at 350mA by integral driver for walkover guidance applications. Body: die-cast aluminium with powdered paint finish. Frame: painted aluminium, 2mm thick. Front glass: frosted toughened sodic glass, 8mm thick, surface temperature complies with EN60598-2-13. Recessing box: Rated IP67, class I electrical. Maximum static load 1000kg. Complete with 3200K LED

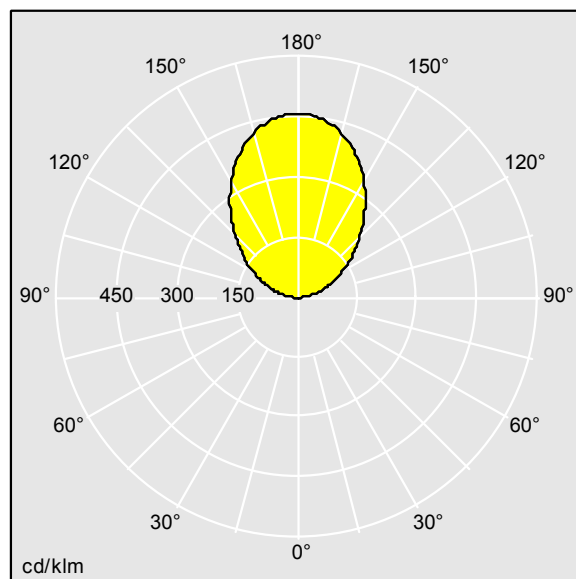
Dimensions: Ø85 x 117 mm
Luminaire input power: 2 W
Luminaire luminous flux: 20 lm
Luminaire efficacy: 10 lm/W
Weight: 0.62 kg



TLG EFCT F R00ALFR.jpg



TLG EFCT M 2015LD00RSAL.wmf



TLLA 96271573.Idt

Lamp position: STD - standard
Light Source: LED
Luminaire luminous flux*: 20 lm
Luminaire efficacy*: 10 lm/W
Lamp efficacy: 10 lm/W
Colour Rendering Index min.: 80

Correlated colour temperature: 3000 Kelvin
Rated median useful life*:
50000h at 25°C
Ballast: 1x EL2
Luminaire input power*: 2 W
Dimming: FO
LOR: 1.00 ULOR: 1.00 DLOR: 0.00

All values marked with an * are rated values. Thorn uses tried and tested components from leading suppliers, however there may be isolated instances of technology-related failures of individual LEDs during the rated product lifetime. International standards set the tolerance in initial flux and connected load at $\pm 10\%$. Unless stated otherwise, the values apply to an ambient temperature of 25°C. In most products the failure of one LED point causes no functional impairment to the lighting performance of the luminaire and is therefore no reason for complaint. Unless otherwise stated all Thorn LED products are suitable for unrestricted use (rated RG1) with regard photobiological blue light safety (IEC/EN60598-1).

Thorn Lighting is constantly developing and improving its products. The right is reserved to change specifications without prior notification or public announcement.
© Thorn Lighting