



KLED12STD

LED DD Standard, 12W



Product Overview

Kosnic's range of LED DD lamps takes a fresh approach to functional lighting with a design philosophy offering plug-in emergency packs and optional microwave sensor versions so that there are no barriers to retrofitting LEDs in commercial fittings. The products bring the energy saving capabilities of LED technology to the commercial environment and the lamps can quickly replace fluorescent DD lamps with little or no rewiring.

Features

Save energy up to 65% compared with a fluorescent DD lamp with magnetic ballast.

For maximum energy savings, bypass all control gear and supply directly from the mains.

Single side high lumen output for light only where it's needed.

Long life of 30,000h.

Compatible with Kosnic's KTC27EME-DD emergency module.

Instant start.

Negligible UV output.

Mercury free.

Emergency Module Compatible

The LED DD lamp is compatible with the Kosnic emergency module, which provides power in the event of a cut in the supply and must be wired to an un-switched supply. The battery will supply the lamp for over 3 hours at a reduced output.

Safety and Maintenance

Switch off supply and allow cooling before handling lamp.

Do not dispose of in household waste.

Dispose of in appropriate section of local civic amenity site or recycling centre.

Specifications

	KLED12STD/2P-W40 ^[1]	KLED12STD/4P-W27 ^[1]
	KLED12STD/4P-W40 ^[2]	KLED12STD/4P-W65 ^[2]
Fitting	2-Pin (GR8) ^[1] 4-Pin (GR10q) ^[2]	4-Pin (GR10q)
Shape / Type	DD	DD
Colour Finish	White	White
Wattage (w)	12	12
Total Lumens (lm)	1320	1220 ^[1] 1320 ^[2]
Input Current (mA)	58	58
Input Voltage	220-240Vac	220-240Vac
CCT Temperature (k)	4000	2700 ^[1] 6500 ^[2]
CCT Name	Cool White	Warm White ^[1] Day Light ^[2]
Rated Life (hrs)	30000	30000
Nominal Lifetime (hrs)	30000	30000
Switch Cycles	50000	50000
Peak Candelas (cd)	440	410 ^[1] 440 ^[2]
CRI	83	83 ^[1] 84 ^[2]
Dimmable	No	No
Emergency	Compatible	Compatible
Retrofit	Yes	Yes
Power Factor	0.9	0.9
Start Time (s)	0.39	0.39

Unit D2 Kennetside, Bone Lane
Newbury, Berkshire

T: 01635 523 713 E: sales@kosnic.com W: <http://www.kosnic.com>

Warm-up Time (s)	Instant full light	Instant full light
Length (mm)	192	192
Width (mm)	192	192
Depth (mm)	35	35
Mercury (mg)	0	0
Clean-up instructions	N/A	N/A
Rated Power (W)	12.00	12.00
Rated Luminous Flux (lm)	1320	1220 ^[1] 1320 ^[2]
LMF at Lifetime	0.75	0.75
SDCM of CCT	<6	<6
Ambient Temperature (°C)	-20 to 40	-20 to 40
Emergency Luminous Flux (lm)	230	230
Barcode	5060063420585 ^[1] 5060063421049 ^[2]	5060063421070 ^[1] 5060063422039 ^[2]

Product Markings

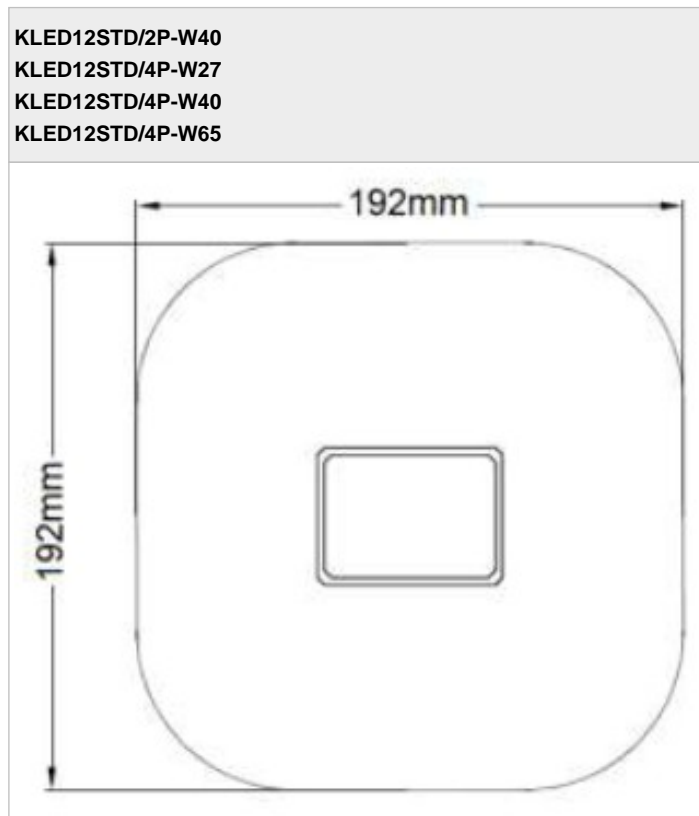
	KLED12STD/2P-W40 ^[1]	KLED12STD/4P-W27 ^[1]
	KLED12STD/4P-W40 ^[2]	KLED12STD/4P-W65 ^[2]
Manufacturer	Kosnic	Kosnic
Product Code	KLED12STD/2P-W40 ^[1] KLED12STD/4P-W40 ^[2]	KLED12STD/4P-W27 ^[1] KLED12STD/4P-W65 ^[2]
Voltage	220-240Vac 50-60Hz	220-240Vac 50-60Hz
Nominal Power (W)	12	12
Current (mA)	58	58
CE Mark	Yes	Yes
WEEE Mark	Yes	Yes
Batch Code	Yes	Yes

Energy Label

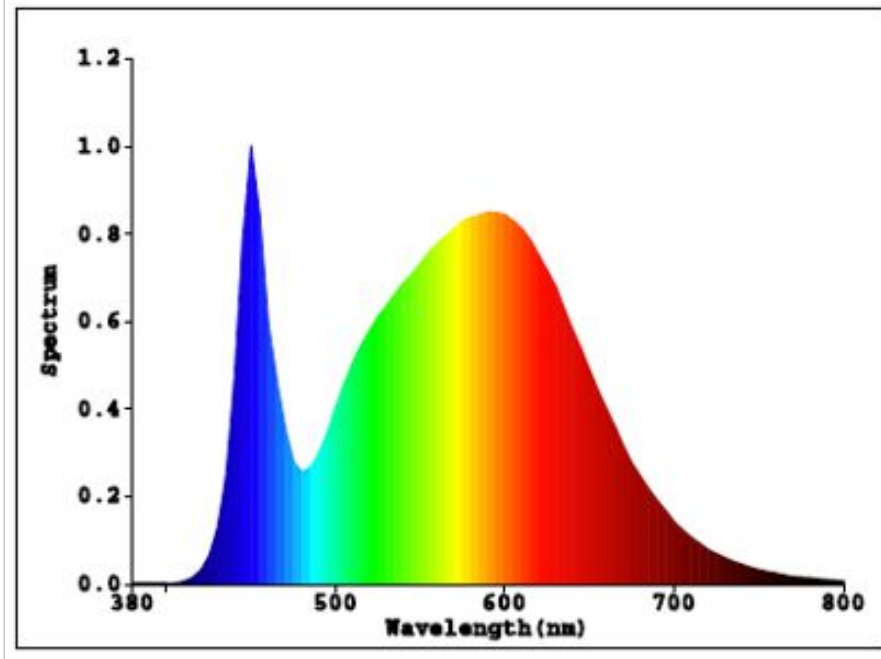
	KLED12STD/2P-W40 ^[1]	KLED12STD/4P-W27 ^[1]
	KLED12STD/4P-W40 ^[2]	KLED12STD/4P-W65 ^[2]
Manufacturer	Kosnic	Kosnic
Product Code	KLED12STD/2P-W40 ^[1] KLED12STD/4P-W40 ^[2]	KLED12STD/4P-W27 ^[1] KLED12STD/4P-W65 ^[2]
Energy Class	A+	A+
Energy Consumption (kWh/1000h)	12	12

Packaging

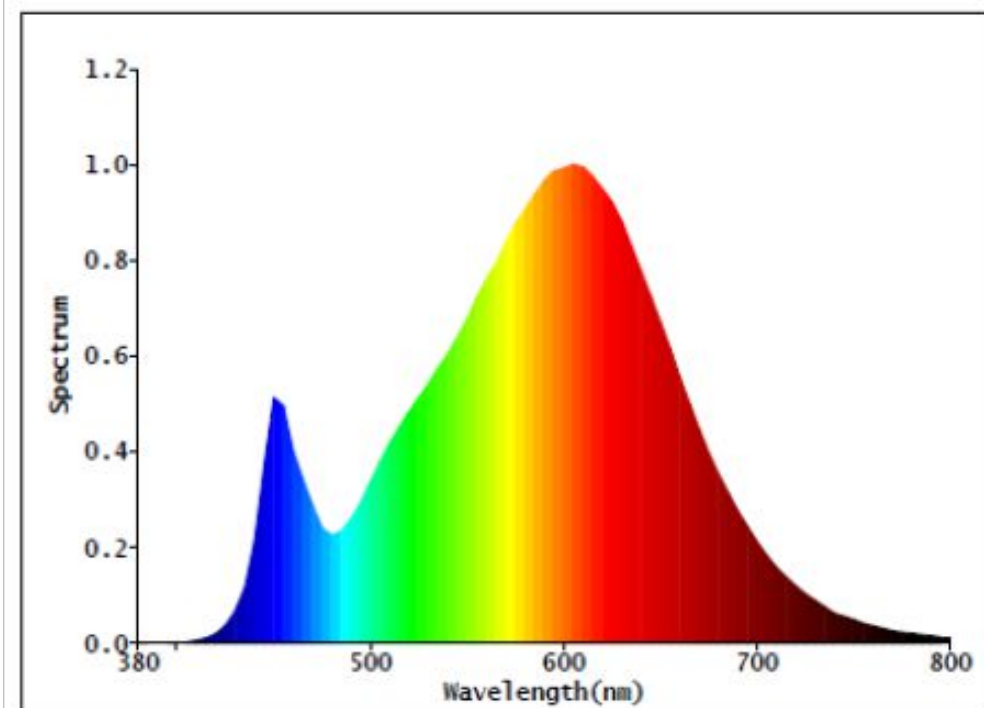
	KLED12STD/2P-W40 ^[1]	KLED12STD/4P-W27 ^[1]
	KLED12STD/4P-W40 ^[2]	KLED12STD/4P-W65 ^[2]
Outer Box Length (mm)	455	455
Outer Box Width (mm)	415	415
Outer Box Height (mm)	270	270
Volume	0.05098275	0.05098275
Box Quantity	20	20
Outer Box Weight (kg)	6.3	6.3

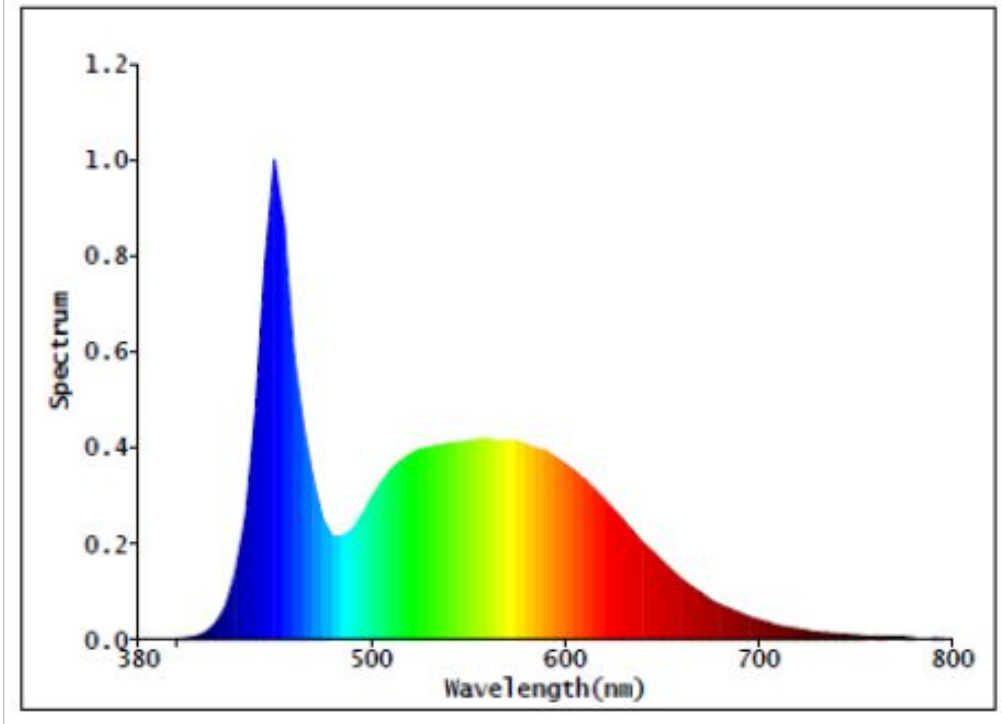


KLED12STD/2P-W40
KLED12STD/4P-W40



KLED12STD/4P-W27





Datasheet generated from <https://onetimepim.com> last updated Monday, November 1, 2021 9:06:44 AM