



KLED30PNL0505

Kali-Standard, LED Panel, 30W, 495x495mm



Product Overview

The 500mm x 500mm Kosnic LED ceiling and wall panel is a compact version of the standard ceiling tile fitting. The Kosnic LED panel offers Edge-Lit technology to achieve constant light across the surface of the luminaire and is an easy-to-retrofit replacement for in-lay ceiling tile fittings. The standard panels are suitable for amenity lighting of corridors, stairwells, store rooms, transit areas and other utility spaces. The panels are also available with advanced two-stage flicker-free drivers for visually demanding non-transient task areas such as offices and educational premises where users require high quality lighting to maintain well-being.

Features

Class III panel supplied with separate independent class II LED driver.

Save up to 50% energy usage compared to traditional fluorescent fittings.

Compatible with the CEC038LIL100N emergency module.

Optional suspension mounting kits available.

Also available with advanced two-stage flicker-free driver.

Class II.

IP44 when ceiling recess mounted.

High lumen output.

Long life of 40,000h.

Slim profile design.

Instant start.

Negligible UV output.

Emergency Module Compatible

The LED panel is compatible with the Kosnic emergency module, which provides power in the event of a cut in the supply and must be wired to the un-switched supply through the un-switched Live terminal. The battery will supply the panel for over 3 hours at a reduced output.

Specifications

	KLED30PNL0505-W40	KLED30PNL0505-W65
Shape / Type	Panel	Panel
Colour Finish	White	White
Materials	Anodized Aluminium	Anodized Aluminium
Optics Type	Polycarbonate Diffuser (TPb)	Polycarbonate Diffuser (TPb)
Wattage (w)	30	30
Total Lumens (lm)	2900	3000
Input Current (mA)	137	137
Input Voltage	220-240Vac	220-240Vac
CCT Temperature (k)	4000	6500
CCT Name	Cool White	Day Light
Rated Life (hrs)	40000	40000
Switch Cycles	50000	50000
Peak Candelas (cd)	1050	1150
Beam Angle (°)	120	120
CRI	81	81
Dimmable	No	No
Emergency	Compatible	Compatible
Retrofit	Yes	Yes
Power Factor	0.95	0.95
IP Rating	IP20 rear / IP44 front	IP20 rear / IP44 front
Class Protection	Class III	Class III
Start Time (s)	0.49	0.49
Warm-up Time (s)	Instant full light	Instant full light

Unit D2 Kennetside, Bone Lane
Newbury, Berkshire

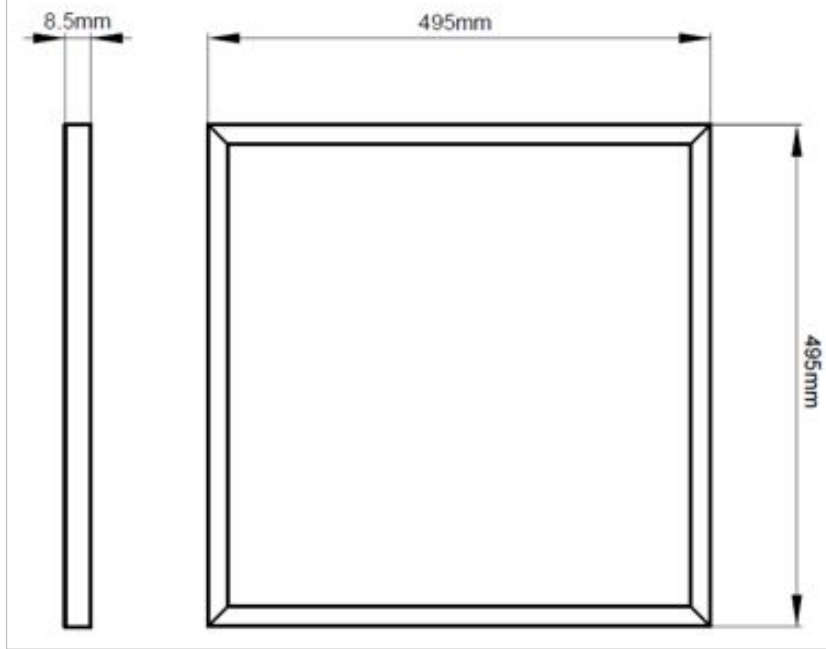
T: 01635 523 713 E: sales@kosnic.com W: <http://www.kosnic.com>

Length (mm)	495	495
Width (mm)	495	495
Depth (mm)	8.5	8.5
Mercury (mg)	0	0
LMF at Lifetime	0.75	0.75
Ambient Temperature (°C)	-20 to 40	-20 to 40
Emergency Luminous Flux (lm)	270	270
Barcode	0609207993469	0609207993476

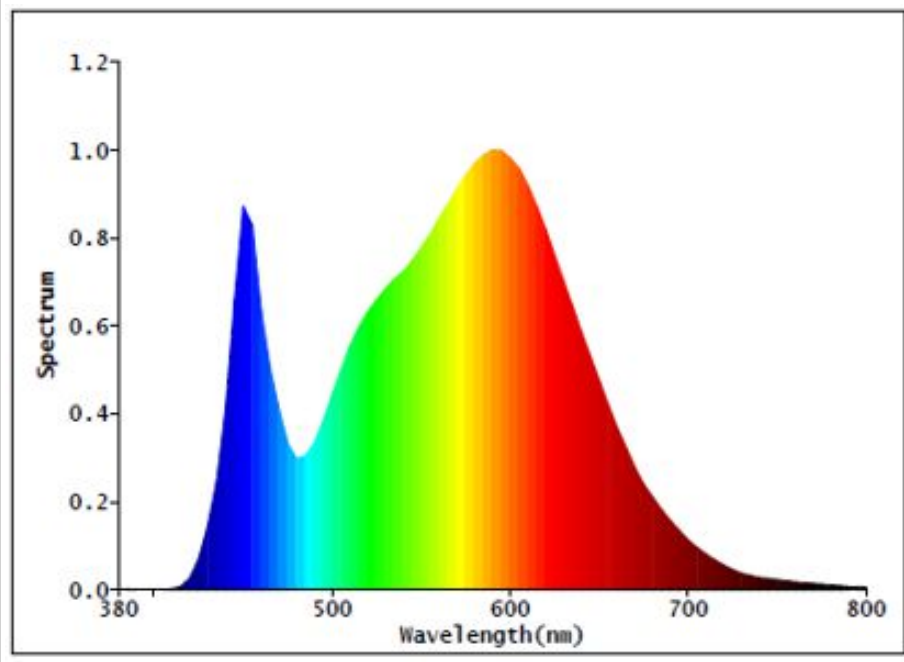
Packaging

	KLED30PNL0505-W40	KLED30PNL0505-W65
Outer Box Length (mm)	690	690
Outer Box Width (mm)	250	250
Outer Box Height (mm)	650	650
Volume	0.1121	0.1121
Box Quantity	5	5
Outer Box Weight (kg)	13	13

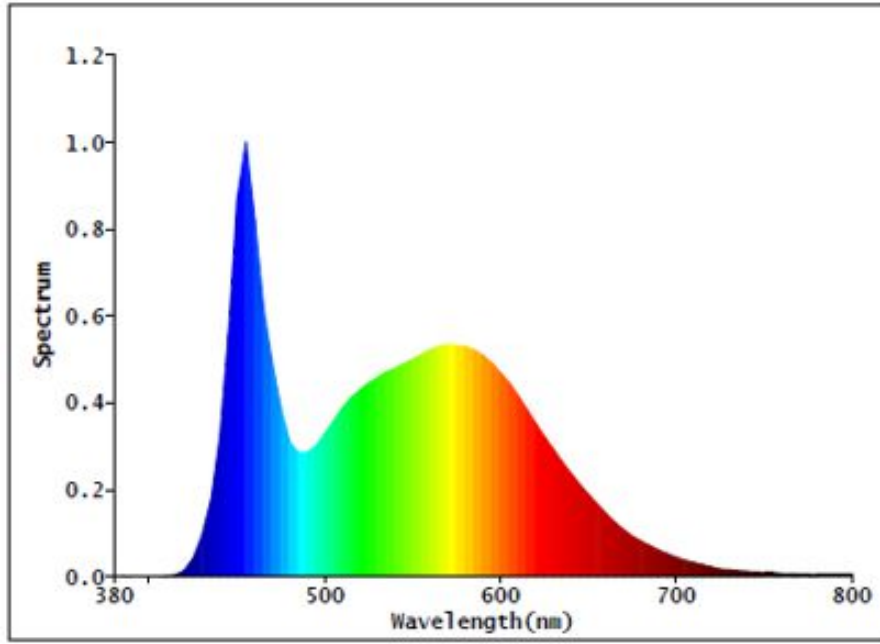
KLED30PNL0505-W40
KLED30PNL0505-W65



KLED30PNL0505-W40

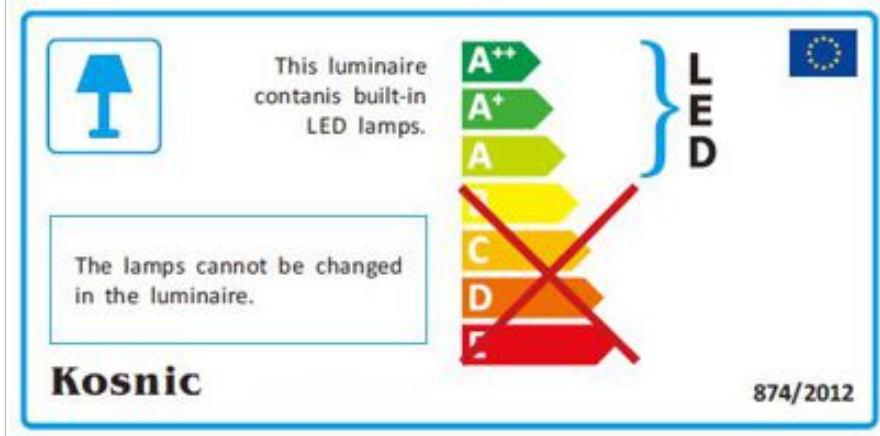


KLED30PNL0505-W65



KLED30PNL0505-W40

KLED30PNL0505-W65



Datasheet generated from <https://onetimepim.com> last updated Monday, November 1, 2021 9:06:39 AM