

# Wiser™

Catalog 2021

[se.com/wiser](https://se.com/wiser)

Life Is On

**Schneider**  
Electric



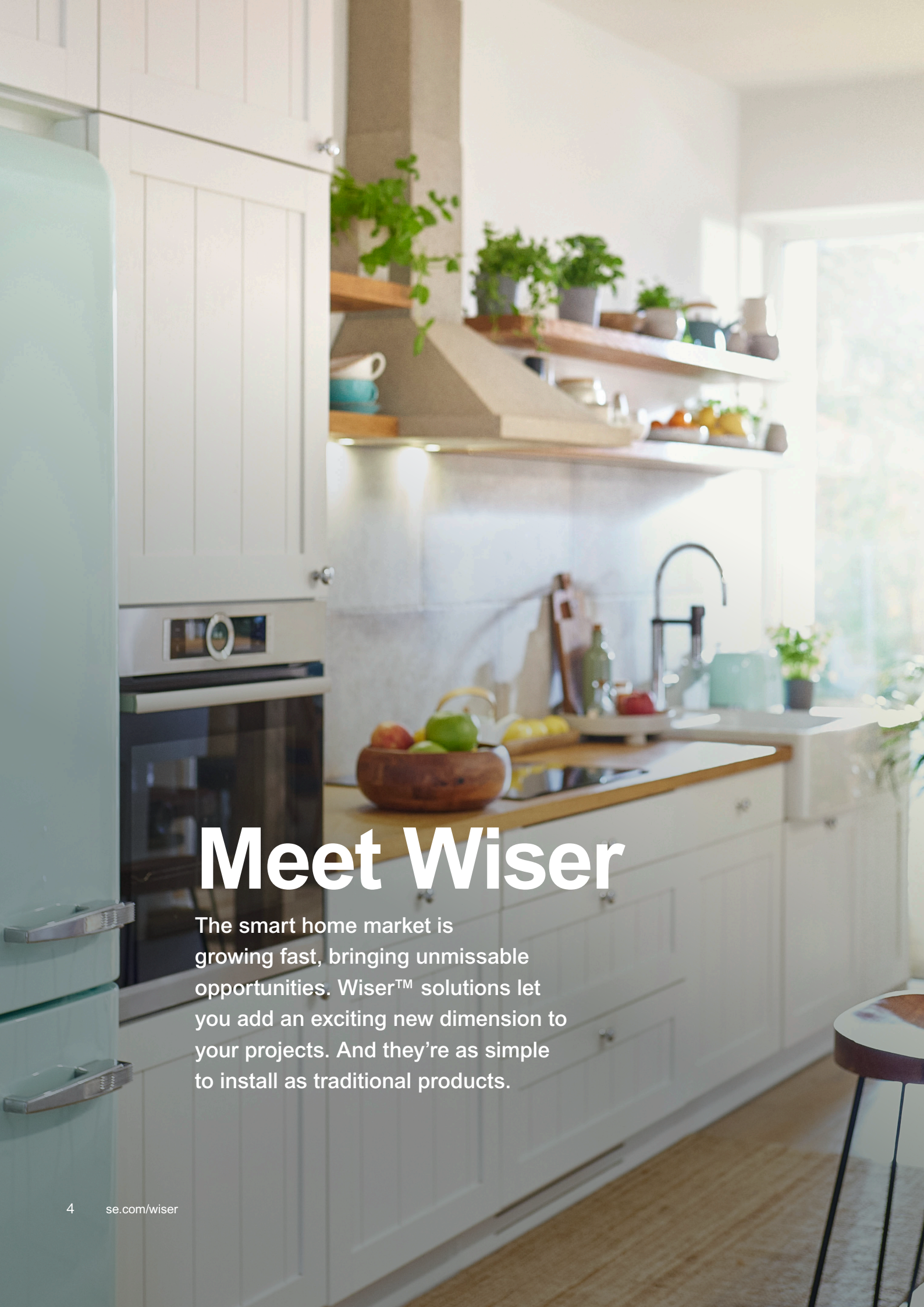




# Content

Presentation.....	4
System Overview.....	30
Wiser .....	31
Wiser Gateway .....	31
Tablestand for Wiser Hub/Gateway .....	31
Micro Modules.....	32
Sensors .....	35
Smart Plug.....	37
IP Camera.....	38
IR Converter.....	40
New Unica .....	41
Controls.....	41
Blind Controls.....	42
Light Controls .....	43
Socket Outlets .....	47
System M and System Design .....	48
Controls.....	48
Light Controls .....	50
Socket Outlets .....	52
Blind Controls.....	53
Connected Push-button Modules .....	54
Connected Wireless Switches .....	56
Dimmer Control.....	57
Accessories .....	58
Technical Characteristics.....	64
Reference Numbers .....	74





# Meet Wiser

The smart home market is growing fast, bringing unmissable opportunities. Wiser™ solutions let you add an exciting new dimension to your projects. And they're as simple to install as traditional products.





As more homes become connected and the world increasingly relies on electricity, it's expected that global energy consumption will almost double by 2050. **Already, residential housing accounts for 34% of the world's total energy consumption\* and is set to become the largest consumer of electricity globally.** Therefore, it's critical for homeowners to have tools to control their usage and optimize their energy needs without sacrificing comfort.

Smart home technology can satisfy this need. **A survey by Schneider Electric found about 40% of consumers expect to adopt smart home technology moving forward.**

The survey also found consumers think about leveraging smart home technology as the best way to improve home safety and security and reduce energy costs.

Schneider Electric's vision for the sustainable home of the future connects electricity with digital, enabling every device to be controlled and personalized easily through the Wiser by SE app, **ensuring homes are sustainable, resilient, hyper-efficient, and personal.**

\*Source: International Energy Agency

“ Our relationship with our homes continues to evolve as we spend more time at home and our lifestyles become increasingly digital.”

Jai Thampi, SVP, Strategy & Innovation, **Schneider Electric**



# Smarter, not harder

## Meet all your customers' needs

From one smart function to a complete smart home, the Wiser system features all the popular automation functionalities your clients could want. You can start them off simply with one or two smart home functions, like living room lights and bedroom window shutters, and grow their system as their needs grow.

## Easily expand your business offerings

In addition to standard electrical installs, now you can simply add connectivity into your projects. It's the easiest way to bring smart home functionality into your installations – no complicated wiring necessary.

## Provide a smart home solution you and your customers can trust

Wiser is built on Schneider Electric's energy management expertise of nearly two centuries and experience, with one in five homes globally currently using our products. We've developed Wiser smart home solutions to offer the same high quality, clever engineering, and reliability you know and trust from us.



Motion sensors bring home the convenience and efficiency of automatic lighting





Got your hands full? No worries – “Hey Google, turn up the lights”.

## Discover a flexible smart home solution

Wiser gives your customers more comfort, higher energy savings, and greater safety.

With multiple functionalities from a single application, Wiser is a scalable, evolutive smart home solution that can be easily installed and tailored to each home’s needs and particulars.

The solution gives consumers digital local and remote controls with connected switches through the Wiser by SE app on their smartphone. Wiser is compatible with: with Amazon Alexa, Google Assistant, and Siri.

To make the system work smartly, Wiser also includes connected sensors which bring increased efficiency, flexibility, and intelligence to the core products.



Alexa



Google Assistant



Siri



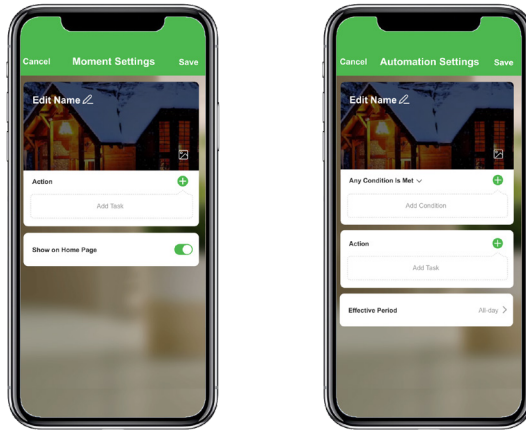
One touch sets the mood for dinner





# Offer the convenience of a Wiser lifestyle

With the Wiser by SE app, your customers' smartphone or tablet becomes their home control panel.



Tap  to add a new Moment

Homeowners operate shutters and lighting remotely with the app, or locally with voice assistants. This enables you to add value to your service, because you can set all of this up for them, create Moments, or show them how to make the most of their system.

## Create personalized moments

Moments can be set up for all kinds of scenarios in the home. These are great for dinner parties, having friends over for movie nights, or just winding down. Moments are a simple way to save favorite settings for lighting, shade, and temperature in any room.

## The power of automation

True home automation is when a Moment happens exactly when it's supposed to. With pre-set conditions, in other words. For example, the air conditioning can be set up to stop when a window opens. Lights can be set to switch OFF when no motion is sensed, for example, for a specific period of time or in a particular room defined by the user in the Wiser by SE app. The system can activate an 'Evening' Moment when the sun sets, a 'Welcome Home' Moment when the front door opens, or at pretty much any time that suits your customers' lifestyle.



# Wide control and compatibility

## With seamless design integration

Wiser smart home products are completely compatible with our existing wiring device ranges, making identical design and functional integration possible. They are engineered to fit into standard grid platforms and cover plates, seamlessly continuing the look through every room. If your customers have Google Home, Amazon Echo, or Apple HomeKit, they can command their Wiser connected home system through their preferred device.



One app and a few simple sensors and devices. That's Wiser.





## USES FOR WISER

### Voice control for the home

Offer your customers even more convenience. Voice control compatibility enables lighting to be set to 'Dinner' Moment without getting off the couch, or 'Sleep' Moment to be activated in the children's room while cleaning up in the kitchen.

### Always ensure the perfect atmosphere

The Wiser by SE app allows all shutters, or groups of shutters, to be closed simultaneously either on demand or at scheduled times. This is great for long weekends away. Shutters can be scheduled to close in the evening and open again in the morning to simulate presence.

### Now showing... in their living room

Moments can be taken even further to give your customers full control of the ambiance in their living room... or should we say home cinema? For those family nights in, a 'Movie' Moment can be set up to lower the lighting, close the shutters, turn the AV systems ON or OFF, and set a comfortable temperature.

### Creature comforts

Wiser can be set to switch the air conditioning on automatically when someone enters the room, or when the temperature exceeds a preset level. Your customers can automate this so they don't waste energy or heating while they're at work. The house will warm back up for them when they return in the evening.







# Provide enhanced efficiency

## Help your customers save on energy and costs

Continue to make your customers happy long after you've left. From creating Moments and Automations to simple actions designed to cut energy waste, Wiser features numerous ways they'll be able to continually lower their bills and their carbon footprint.



### USES FOR WISER



### Smart energy saving

If your customers want to save energy without making compromises, Wiser has options for creating smart energy saving solutions within schedules, as well as Moments and Automations such as:

- Switching OFF devices that are not being used
- Turning OFF lights and air conditioning
- Managing lights and shutters to track with the sunrise and sunset or changes in forecasted weather
- Setting energy monitoring alerts
- Adding and enabling an 'Away' Moment to switch OFF everything while out

### Less wasted energy

Your customers never need to worry again about whether they left the air conditioning on or a window open. Wiser detects if there is no movement in a room for more than 10 minutes and makes adjustments as required.

### Appliance control

If your customers are away for the day, Wiser gives them the ability to turn electrical appliances, such as the iron, OFF remotely, giving them peace of mind. If they are on their way home, they can switch on the oven from the car so it's pre-heated when they get back.

### Keep cool

To keep the house cooler on the hottest days, homeowners can create a 'Summer' Moment to close all the shutters in a room depending on the level of sunlight entering the room.



Door and window sensors add an extra layer of safety at home





# Offer new ways to improve safety at home



Wiser offers solutions for greater peace of mind, helping protect the home from potential intruders, extreme weather, or even occupants' forgetfulness.

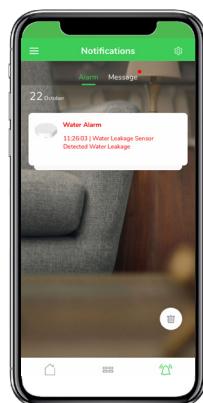
You can integrate sensors to monitor several security parameters including door/window opening, motion, water leakage detection, and indoor IP cameras.

The homeowner is notified of any abnormal activity via the Wiser by SE app.

Installing Wiser sensors as part of the system enables your customers' to set alarms to warn about abnormal situations such as when motion is detected inside the house while set to 'Away' Moment, or when water leakage or high levels of heat or humidity is detected.



## USES FOR WISER



### Improved security

When your customer is on holiday, Wiser can switch lights ON and OFF and open and close the shutters at pre-set

times to provide a realistic impression of occupancy.

### Exterior lights

Increase safety around the outside of your customers' home, Wiser can activate outdoor lighting automatically when natural light falls below 300 lux at any time during the day.

### Extreme weather

The Wiser by SE app sends your customers extreme weather alerts if for example strong wind is forecast, enabling them to close shutters in advance to protect their property.









# Wiser is easy to install

We've designed Wiser to be as easy to install as standard electrical wiring devices. You simply install the grids as usual, then terminate the Wiser mechs using standard wiring, and add the cover plates.





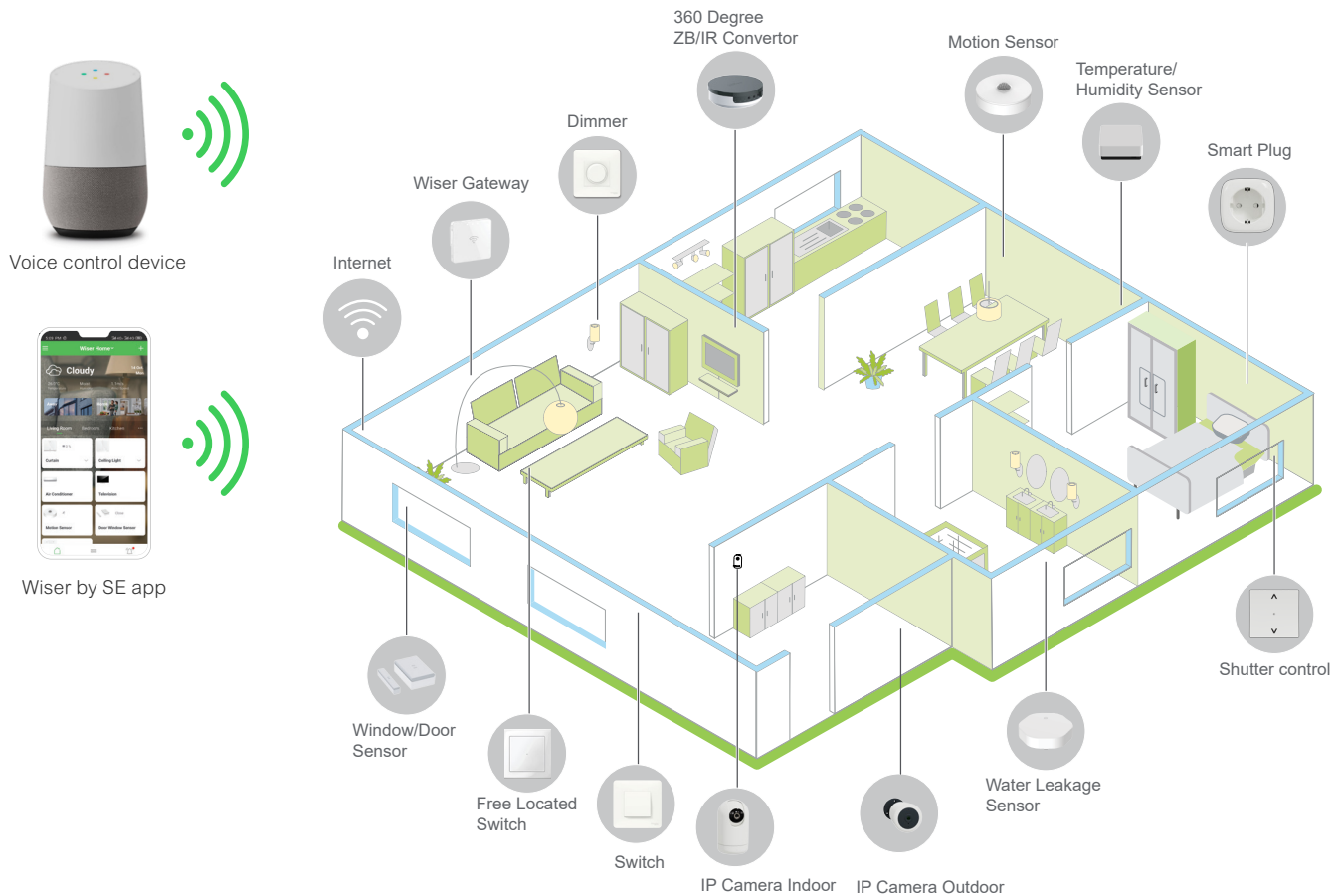
A water leakage sensor saves your customer from a potentially expensive problem.







# Offer a wide range of possibilities



## Gateway



Easy to install and connect to Wiser devices, the Wiser Gateway communicates between one or more devices and a smartphone via the Wiser by SE app. It gives your customers full control of their home remotely and can be mounted, placed on a table, or even inside a wall box.



**Selling tips:** Offer the full smart home experience. Once the Wiser Gateway is installed, talk to your customer about expanding the Wiser system throughout the home.



Explaining Wiser  
comes easy







Setting the mood for movie night takes no time at all



# Lighting and shutter control

Wiser enables personalized lighting ambiances to create the right mood for every activity and moment, day or night. The Wiser by SE app gives homeowners full control of lights and shutters with a simple tap or swipe.


## Personalized

Offer a wide range of designs.



## Functional

Provide a complete range of functions with New Unica connected switches.



Connected Universal Rotary Dimmer LED

Connected Relay Switch 10 A

Connected Blind Control Switch

Connected Motion Sensor Switch

Connected Universal Push-button Dimmer LED



### Installations tips:

1. Two-wire installation like any other switch, with standard dimmer wiring
2. For a conventional lighting circuit with two 2-way switches, only one needs to be connected

## Flexible

Even if your customer doesn't want to change their switches, you can bring them smart functionalities with Wiser Micro Modules.



Wiser micro module light switch

Wiser micro module dimmer

Wiser micro module shades control



### Selling tips:

Why not suggest a small upgrade to your traditional living room installation? You can provide a small introduction to smart home solutions and help them grow their setup in the future.



# An advanced system deserves state-of-the-art devices

The eyes and ears of the system, Wiser sensors are easy to install, reliable, and ready for anything.

Wiser sensors keep an eye on different areas of the home and gather data such as room temperature, movements, or water leakages. This enables them to send your customers notifications via the Wiser by SE app if something's amiss. The sensors provide information to enable the Wiser system to take care of everyday things, such as turning OFF the light when nobody's in the room.



## Wiser Window/Door Sensor

These sensors detect when windows and doors are open or closed and they send the status to the Wiser by SE app through the gateway.



## Wiser Motion Sensor

They detect movement and lux level in the room and control Wiser devices to configure the room for the desired effect.



## Wiser Water Leakage Sensor

When detecting leaking pipes and the presence of water, they alert via a notification.



## Wiser Temperature/Humidity Sensor

These devices detect changes in temperature and humidity and ask the Wiser system to respond by adjusting environmental control devices, such as the cooling.



### Selling tip:

If your customer has small children, why not propose Wiser sensors to them to enhance their peace of mind?\*



Sensors  
are a snap  
to install







It's easy to add value with Wiser



# Maximize the smart home experience

Smart socket outlets and plugs allow your customers to add floor and table lamps to their Wiser lighting control setup, for example. Your customers can monitor power consumption of plugged-in devices and make sure critical appliances are switched OFF.

## Smart Socket Outlets



Fully compatible with the Wiser system, the connected single socket outlet 16 A provides a power monitoring function and other features such as scheduling, timer, and moments. It's easy to fit into new build or retrofit installations.

## Wiser Smart Plug



The Wiser Smart Plug 16 A is a plug adaptor used to control various electrical devices such as floor lamps, radios, ventilators, or coffee machines, and can be operated remotely.

## Indoor Wiser IP Camera



Easily installed on the wall, ceiling, or placed on a table, the Wiser IP Camera enables your customers to monitor sensitive areas of their home – even at night, thanks to the integrated infrared LEDs. The camera is connected and managed via the Wiser by SE app.

## Free Located Switch



This wireless switch can be placed anywhere. With a simple click, the user can perform actions such as turning a light ON or OFF, or control Moments.

## IR converter



The 360 Degree ZB/IR Converter controls split air conditioners that can be operated by infrared (IR) remote control.



**Selling tips:** Smart Plugs offer your customers powerful control over appliances without any rewiring! For those with Exxact switches at home, Wiser-compatible smart socket outlets are the best option.





New smart home solutions, same high reliability and quality.



# Connected solutions backed by expert support



## Robust connectivity

With Wiser, you can be sure that you're installing a high-quality, robust smart home system. Wiser uses the Zigbee 3.0 wireless protocol that everyday devices use to connect to each other. Because of this, your customers get a smart home system that is:

- Reliable for all types of residential buildings
- Seamlessly integrated with devices around the home
- Energy efficiency thanks to Zigbee's low-power connectivity system

## High-level protection

Your customers can relax knowing their personal data is protected. Schneider Electric has a secure cloud computing platform that offers best-in-class protection for their data and privacy. Information is only gathered for the purpose of providing superior quality service and a smooth, efficient, and personalized experience.

## Expert support

Schneider Electric is with you in your smart home journey all the way. We offer a range of pre-sale and post-sale support including tools to help you get the right solution and trainings to help you make the most of Wiser.

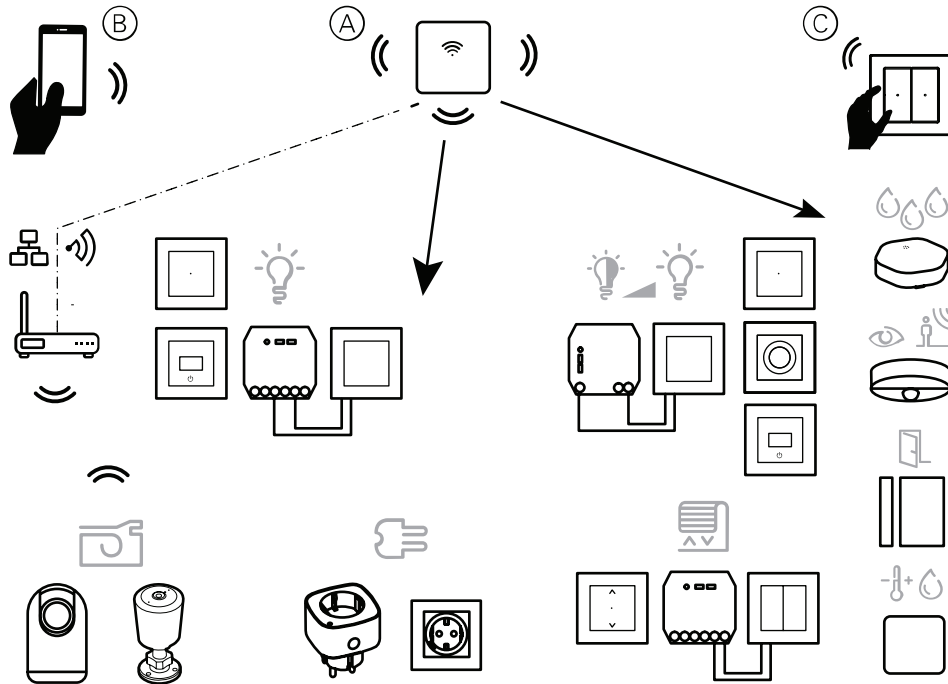
Become an approved installer and join our Electricians Partner Program. You will get access to exclusive content and benefits to help you grow your business. **Sign up now!**





# System Overview

The Wiser™ system provides a convenient and flexible solution for controlling home devices.



## Wiser Gateway

The Wiser Gateway (see A) is the center of the system, processing control requests and status reports for connected devices.

With a personal account and the Wiser by SE app on a smartphone (see B), users can control the Wiser devices (see C) in their home from any location where the internet is available.

## Devices

A range of devices are available to provide convenient control of:

- lighting and dimming
- motorized shutters and blinds
- power outlet switching and metering
- infrared-controlled equipment such as air conditioners, televisions and audio systems

Sensors are also available to record and report the following:

- room occupancy
- ambient light level
- window/door open or closed
- temperature and humidity
- water leakage

### Note:

Download the Wiser app to your smartphone and install the Wiser Gateway to configure and control Wiser devices. You can use the app to pair, set up and control Wiser devices. The Wiser app is available in the App stores for smartphones supporting operating systems Android™ OS (version 7 and above) or Apple® iOS (version 11 and above).



For detailed information, refer to the on-line system user guide. Scan the QR code or follow the link:  
[https://www.productinfo.schneider-electric.com/wiser\\_eu/](https://www.productinfo.schneider-electric.com/wiser_eu/)





## Wiser Gateway

The Wiser Gateway is the Wiser system communication interface, enabling you to easily manage your home environment. It connects Wiser devices and enables communication between one or more devices and a smartphone via the Wiser app. The gateway also allows you to control your home from a remote location. The gateway can be placed on a table using the table stand or mounted on the wall or even placed inside a wall box.

Art. No.	CCT501901
Product or component type	Zigbee to IP network hub
Product colour	White
<b>Features</b>	
Power supply	AC adaptor (included) or 12 VDC/0.5 A power supply through 2-pin terminal block (not included)
Connector type	Micro USB port for the AC adaptor / 2-pin terminal block for cable 0.25 mm <sup>2</sup> to 1.50 mm <sup>2</sup>
Nominal power for AC adaptor	100-240 V AC, 50/60 Hz
Communication interface	Ethernet - IEEE802.3, 10/100 base-T (LAN) Wi-Fi® - 2.4 GHz, IEEE802.11 b/g/n compliant Zigbee - 2.4 GHz, IEEE802.15.4 compliant
System clock	RTC function with coin battery (CR1220)
<b>Environment</b>	
IP degree	IP20
Operating temperature	0 °C to 40 °C
Relative humidity	10 % to 90 %
<b>Complementary</b>	
Installation	The device can be installed directly on wall, in a standard wall box (Ø 73 mm, minimum depth 26 mm), or on table using the separately available Tablestand for Wiser Gateway CCT501400_0001.
Content	Metal bracket, screws and wall plugs, AC adaptor, 2-pin plug, AC adaptor USB cable.
<b>Certification</b>	
Zigbee 3.0	
<b>Functions</b>	
<ul style="list-style-type: none"> <li>• Monitors and controls Wiser Zigbee devices through the Wiser app, Ethernet or Wi-Fi®.</li> <li>• Through the Wiser app, you can create Moments or Automations to operate Wiser Zigbee devices.</li> </ul>	



## Tablestand for Wiser Hub/Gateway

The tablestand for Wiser Hub/Gateway is an optional stand for placing the gateway on a table or other flat surfaces.

Art. No.	CCT501400_0001
Product or component type	Docking kit
Product colour	White
<b>Environment</b>	
Operating temperature	-10 °C to 45 °C
Relative humidity	10 % to 95 %



For detailed information, refer to the on-line system user guide. Scan the QR code or follow the link: [https://www.productinfo.schneider-electric.com/wiser\\_eu/](https://www.productinfo.schneider-electric.com/wiser_eu/)



## Micro Modules

### Wiser Micro Module Light Switch

The micro module light switch combines the advantages of smart switch functionality with ordinary mechanical push-button switches. It transforms a conventional switch into a connected device you can control from the switch or through the Wiser app. Up to 10 mechanical push-button switches can be connected to one Wiser micro module light switch to control a connected load. It can switch ohmic, inductive or capacitive loads.

Art. No.	CCT5011-0002
Product or component type	Micro Module Switch
Product colour	Dark grey

#### Characteristics

- Nominal voltage: 220-240 V AC, 50/60 Hz
- Nominal current: 10 AX
- 1 switching channel with dry contact
- Neutral conductor required

#### Control options

- **Home control:** To control the Wiser micro module light switch through the Wiser app on your smartphone, you need to pair it to the Wiser Gateway.
- **Direct operation:** The micro module light switch can always be controlled directly on-site when they are connected to a push button. You can also connect up to 10 auxiliary push buttons.

#### Functions and settings

- Remote control by a maximum of 10 single mechanical push buttons.
- Integrated push button for the functional test through Wiser app.
- Setting a timer or a time schedule.

#### Complementary

Installation	Mounting in wall box with a minimum depth of 26 mm. If you place the Micro module behind a mechanical push button, use a deep installation box.
--------------	---

#### Certification

Zigbee 3.0



#### Load compatibility

LED						M
200 W	2200 W	500 VA	2000 W	1050 VA	200 W	1000 VA

For detailed information, refer to the on-line system user guide. Scan the QR code or follow the link: [https://www.productinfo.schneider-electric.com/wiser\\_eu/](https://www.productinfo.schneider-electric.com/wiser_eu/)





## Micro Modules

### Wiser Micro Module Dimmer

The micro module dimmer combines the advantages of smart dimmer functionality with ordinary mechanical push-button switches. It transforms a conventional switch into a connected device you can control from the switch or through the Wiser app. Up to 10 mechanical push-button switches can be connected to one Wiser micro module dimmer to control a dimmable load. It can switch and dim ohmic, inductive or capacitive loads.

Art. No.	CCT5010-0002
Product or component type	Micro Module Switch
Product colour	Dark grey

#### Characteristics

- Nominal voltage: 220-240 V AC, 50/60 Hz
- 1 dimming channel with dry contact
- Neutral conductor not required

#### Control options

- **Home control:** To control the Wiser micro module dimmer through the Wiser app on your smartphone, you need to pair it to the Wiser Gateway.
- **Direct operation:** The micro module dimmer can always be controlled directly on-site when they are connected to a push button. You can also connect up to 10 auxiliary push buttons.

#### Functions and settings

- Automatic load detection.
- Brightness memory function.
- Soft start, soft stop.
- Electronic overload protection, overheating protection, short-circuit protection.
- Remote control by a maximum of 10 single mechanical push buttons.

Via Wiser app:

- Setting the switch-on brightness or memory function (default setting).
- Setting the dimming range: minimum and maximum brightness.
- Setting the LED operating mode manually (RL LED mode).
- Setting a timer or a time schedule.

#### Complementary

Installation	Mounting in wall box with a minimum depth of 26 . If you place the Micro module behind a mechanical push button, use a deep installation box.
--------------	---

#### Certification

Zigbee 3.0



#### Load compatibility

LED	Light bulb	Printer	Motor	Relay
RC <sup>(1)</sup> : 5-100 VA RL <sup>(2)</sup> : 5-20 VA	14-200 W	14-150 VA	14-150 W	14-200 VA

(1) RC = Resistive and Capacitive loads.

(2) RL = Resistive and Inductive loads.



For detailed information, refer to the on-line system user guide. Scan the QR code or follow the link: [https://www.productinfo.schneider-electric.com/wiser\\_eu/](https://www.productinfo.schneider-electric.com/wiser_eu/)



## Micro Modules

### Wiser Micro Module Shades Control

The micro module shades control combines the advantages of smart shutter functionality with ordinary mechanical push-button switches. It transforms a conventional switch into a connected device you can control from the switch or through the Wiser app. Up to 10 mechanical push-button switches can be connected to one micro module to control a connected blind or roller shutter. Blind and roller shutter motor must be equipped with an end position switch. Relay contacts are mechanically locked against each other prevent simultaneous triggering of the two relay outputs.

Art. No.	CCT5015-0002
Product or component type	Micro Module Switch
Product colour	Dark grey

#### Characteristics

- Nominal voltage: 220-240 V AC, 50/60 Hz
- Nominal current: 4 A,  $\cos \phi = 0.6 - 1.0$
- 1 Blind channel, mechanically and electronically locked against each other.
- Neutral conductor required

#### Control options

- **Home control:** To control the Wiser micro module shades control through the Wiser app on your smartphone, you need to pair it to the Wiser Gateway.
- **Direct operation:** The micro module shades control can always be controlled directly on-site when they are connected to a push button. You can also connect up to 10 auxiliary push buttons.

#### Functions and settings

- Protection of the motor against damage with two mutually mechanically and electronically locked relay contacts.
- Remote control by a maximum of 10 double mechanical push buttons.

Via Wiser app:

- Setting the running time.
- Setting a timer or a time schedule.

#### Complementary

Installation	Mounting in wall box with a minimum depth of 26 mm . If you place the Micro module behind a mechanical push button, use a deep installation box.
--------------	--

#### Certification

Zigbee 3.0



#### Load compatibility

(M)

max. 500 VA

For detailed information, refer to the on-line system user guide. Scan the QR code or follow the link:  
[https://www.productinfo.schneider-electric.com/wiser\\_eu/](https://www.productinfo.schneider-electric.com/wiser_eu/)





### Wiser Window/Door Sensor

The window/door sensor detects opened and closed windows/doors and reports the status to the Wiser Gateway. The sensor consists of two separate parts: primary part (sensing circuit) and secondary part (magnet).

Art. No.	CCT591011
Product or component type	Sensor
Product colour	White
<b>Features</b>	
Operating voltage	3 V DC (1 lithium button cell battery CR 2450)
Battery life	Up to 5 years (may vary based on the usage, frequency of firmware update and environment)
<b>Environment</b>	
IP degree	IP20
Operating temperature	-10 °C to 50 °C
Relative humidity	10 % to 95 %
<b>Complementary</b>	
Installation	On window and door frames, with screws or adhesive pads.
Content	Battery (pre-inserted), primary part (sensor), secondary part (magnet), mounting base plate, double-sided adhesive pads, 2 screws, and 2 wall plugs.
<b>Certification</b>	
Zigbee 3.0	



### Wiser Water Leakage Sensor

The water leakage sensor detects the presence of water, and alerts via an alarm and/or notification. When the sensor is connected to the Wiser Gateway and detects water on the floor, it sends out a sound alarm and reports the event to the Wiser Gateway. The houseowner can receive a notification pushed to the smartphone.

Art. No.	CCT592011
Product or component type	Sensor
Product colour	White
<b>Features</b>	
Operating voltage	3 V DC (2 batteries LR03 AAA)
Battery life	Up to 5 years (may vary based on the usage, frequency of firmware update and environment)
Sound level	≥70 dB at 3 m distance
<b>Environment</b>	
IP degree	IP44
Operating temperature	-10 °C to 50 °C
Relative humidity	10 % to 95 %
<b>Complementary</b>	
Installation	In the area of detection with the water sensor facing downwards.
Content	2 batteries (pre-inserted)
<b>Certification</b>	
Zigbee 3.0	



For detailed information, refer to the on-line system user guide. Scan the QR code or follow the link: [https://www.productinfo.schneider-electric.com/wiser\\_eu/](https://www.productinfo.schneider-electric.com/wiser_eu/)





### Wiser Motion Sensor

The motion sensor detects movement and measures luminance in a room and reports the status to the Wiser Gateway. The sensor controls Wiser devices to configure the room for a desired effect.

Art. No.	CCT595011
Product or component type	Sensor
Product colour	White
<b>Features</b>	
Operating voltage	3 V DC (2 batteries LR03 AAA)
Battery life	Up to 5 years (may vary based on the usage, frequency of firmware update and environment)
Lux measurement range	0-2000 lx
Lux resolution	1 lx
<b>Environment</b>	
IP degree	IP20
Operating temperature	-10 °C to 50 °C
Relative humidity	10 % to 95 %
<b>Complementary</b>	
Installation	Surface-mounting, with screws or adhesive pads, on a ceiling or a wall.
Ceiling mounting	At 2.5 m Detection angle: 360° Detection range: 4 m diameter max.
Wall mounting	At 1.2 m Detection angle: 90° to 110° horizontal and vertical Detection range: 5 m in radius max.
Content	2 batteries (pre-inserted), mounting base plate, double-sided adhesive pads, 2 screws, 2 wall plugs, instruction sheet.
<b>Certification</b>	
Zigbee 3.0	



### Wiser Temperature/Humidity Sensor

The temperature and humidity sensor helps to maintain a comfortable environment in the home by detecting changes in temperature and humidity and reporting climate data to the Wiser Gateway.

Art. No.	CCT593011
Product or component type	Sensor
Product colour	White
<b>Features</b>	
Operating voltage	3 V DC (1 lithium button cell battery CR 2450)
Battery life	Up to 5 years (may vary based on the usage, frequency of firmware update and environment)
Temperature accuracy	±1.5 °C
Temperature resolution	0.1 °C
Humidity accuracy	± 5 %
<b>Environment</b>	
IP degree	IP20
Operating temperature	-10 °C to 50 °C
Relative humidity	10 % to 95 %
<b>Complementary</b>	
Installation	Surface-mounting, with screws or adhesive pads.
Content	Battery (pre-inserted), mounting base plate, double-sided adhesive pads, 2 screws, 2 wall plugs, instruction sheet.
<b>Certification</b>	
Zigbee 3.0	



For detailed information, refer to the on-line system user guide. Scan the QR code or follow the link: [https://www.productinfo.schneider-electric.com/wiser\\_eu/](https://www.productinfo.schneider-electric.com/wiser_eu/)





# Wiser

## Smart Plug




### Wiser Smart Plug 16 A

The smart plug is a plug adaptor used to control various electrical devices, for example floor lamps, radios, ventilators or coffee machines. The smart plug can also monitor the power consumption of the connected equipment. It can remotely switch outlet power ON/OFF through the Wiser app.

Art. No.	CCT711119
Product or component type	Plug
Product colour	White
<b>Features</b>	
Nominal voltage	220-240 V AC, 50 Hz
Nomical current	16 A max.
<b>Environment</b>	
IP degree	IP20
Operating temperature	0 °C to 35 °C
<b>Complementary</b>	
Installation	Place the plug in socket outlets that are not hidden behind large objects or furniture that reduce the radio reception, like refrigerators or cabinets.
<b>Certification</b>	
Zigbee 3.0	



#### Load compatibility

 LED		
100 W	3680 W	3680 W

For detailed information, refer to the on-line system user guide. Scan the QR code or follow the link: [https://www.productinfo.schneider-electric.com/wiser\\_eu/](https://www.productinfo.schneider-electric.com/wiser_eu/)





## IP Camera

### Wiser IP Camera Indoor

With the IP camera indoor you can monitor sensitive areas of your home and can be controlled by the Wiser devices with the help of the Wiser Gateway. They can be installed on the wall, ceiling or on a table. The IP camera is connected and managed via the Wiser app. The app receives notifications on the smartphone when something is detected and thus gives full control of what is happening without having to look in the app all the time. The camera has night vision which makes it possible to see up to 7 m in total darkness with its infrared lens.

Art. No.	CCT723319
Product or component type	Camera
Product colour	White
<b>Features</b>	
Power supply	5 VDC, 2 A
Connector type	Micro USB port for the AC adaptor
Nominal power for AC adaptor	100-240 VAC, 50/60 Hz
Communication interface	Wi-Fi®- 2.4 GHz, IEEE802.11 b/g/n compliant
Security	Wi-Fi®- WPA-PSK /WPA2-PSK Data - AES128
Operating frequency	2405 - 2480 MHz
Transmission capacity	Maximum 100 mW
Camera	1/2.9" CMOS sensor 80° horizontal and 40° vertical wide-angle lens 0° - 340° pan angle -75° to +75° tilt angle F2.1 focal length 7 m IR range Full HD camera with night vision Motion detection and motion tracking Integrated patrol function with 340 degree recording option 2-way audio communication Screen flip function available, specially useful when installed on ceilings Supports time watermark, to record videos with date and time stamp
Image/Video	1080 P resolution Supports image snapshot, event recording and continuous recording
Local storage support	Micro SD Card, max. 128 GB
<b>Functions and settings</b>	
<ul style="list-style-type: none"> <li>• Supports snapshot and video recording on micro SD card.</li> <li>• Option to choose between 1-way and 2-way communication.</li> <li>• Option to activate motion tracking.</li> <li>• Can control the pan and tilt angles of the camera (via app).</li> <li>• On detecting motion, sends notifications and snapshots.</li> <li>• Can be integrated into automations created via Wiser app.</li> </ul>	
<b>Environment</b>	
Operating temperature	-10 °C to 45 °C
Storage temperature	-20 °C to +60 °C
Operating humidity	≤ 95 % DH
<b>Complementary</b>	
Dimensions (H x W)	134 x Ø73 mm
Weight	298 g
Material	Plastic
<b>Certification</b>	
CE, RoHS	



For detailed information, refer to the on-line system user guide. Scan the QR code or follow the link:  
[https://www.productinfo.schneider-electric.com/wiser\\_eu/](https://www.productinfo.schneider-electric.com/wiser_eu/)





With the IP camera outdoor you can monitor areas outside your home. It can be controlled by the Wiser devices with the help of the Wiser Gateway. It can be installed on the wall or ceiling. The IP camera is connected and managed through the Wiser app. The app receives notifications on the smartphone when something is detected and thus gives full control of what is happening without having to look in the app all the time. The camera has night vision which makes it possible to see up to 10 m in total darkness with its infrared diodes.

Art.No.	CCT724319
Product or component type	Camera
Product colour	White
<b>Features</b>	
Power supply	12 V DC, 1 A power adaptor
Nominal power for AC adaptor	100-240 VAC, 50/60 Hz
Communication interface	Wi-Fi® - 802.11b/g/n, 2.4GHz
Security	Wi-Fi® - WPA/WPA2, WPA-PSK/WPA2-PSK Data - AES128
Operating frequency	2405 - 2480 MHz
Transmission capacity	Maximum 100 mW
Camera	1/2.7" Color CMOS sensor, 2 Megapixels (MP) 128° diagonal, 103° horizontal, and 54° vertical wide-angle lens Up to 10 m IR range Digital zoom function Full HD camera with night vision Motion detection, push notifications and recording Motion detection with area configuration Can be installed on wall or ceiling Supports time watermark, to record videos with date and time stamp
Audio communication	Semi duplex
Image/Video	H.264 video compression 1080 P resolution Image snapshot, event recording and full-time recording
Local storage support	Micro SD Card, max. 128 GB
<b>Functions and settings</b>	
<ul style="list-style-type: none"> <li>• Supports snapshot and video recording on micro SD card.</li> <li>• Support digital zoom, image snapshot, motion detection recording and full-time recording.</li> <li>• On detecting motion, sends notifications and snapshots.</li> <li>• Can be integrated into automations created via Wiser app.</li> </ul>	
<b>Environment</b>	
Operating temperature	-20 °C to + 60 °C
Storage temperature	-30 °C to + 85 C°
Operating humidity	20 % ~ 95 % non-condensing
<b>Complementary</b>	
Dimensions (H x W)	149.7 x Ø77 mm
Weight	220 g
Material	Plastic
Protection class	IP56
<b>Certification</b>	
CE, RoHS	



For detailed information, refer to the on-line system user guide. Scan the QR code or follow the link:  
[https://www.productinfo.schneider-electric.com/wiser\\_eu/](https://www.productinfo.schneider-electric.com/wiser_eu/)





## IR Converter

### Wiser IR Converter

The IR converter controls TVs, air conditioners and HiFi systems via the Wiser app using infrared (IR) technology. It can be mounted on the ceiling or placed on a tabletop. The device can be powered via either the Micro USB port (5 V DC, up to 1 A), or 4x AA Alkaline batteries. The Wiser IR Converter includes 3 IR ports to connect extendable IR emitter cables. The device also has an upgradeable IR database.

Art. No.	CCT501411
Product or component type	ZB/IR convertor
Product colour	White and black
<b>Features</b>	
Power supply	5 VDC through Micro USB port (up to 1 A) or 4 x AA Alkaline batteries
Connector type	Micro USB port for the AC adaptor, applicable for 3 x 3.5 mm mono mini plug.
Operating voltage for AC adaptor	100 VAC to 240 VAC, 50/60 Hz
Battery type	4 x AA Alkaline batteries
Battery life time	Approximately 1 year (battery life may vary according to usage type and environment)
IR emitter energy	IEC825 compliant
Zigbee®	2.4 GHz, IEEE802.15.4 compliant
Operating frequency	2405-2480 MHz (Zigbee)
Max. radio frequency power transmitted	<10 mW (Zigbee)
<b>Complementary</b>	
IR extension connector type	3.5 mm mono mini plug x3
IR extension cable length	3 m <b>Note:</b> Applies to the recommended IR extension cable.
IR control range (with extension cable)	1 m (from emitter to the IR controlled device) <b>Note:</b> Applies to the recommended IR extension cable.
IR control range (without extension cable)	≤ 8 m (from Wiser IR Converter to IR controlled device)
<b>Certification</b>	
CE	



For detailed information, refer to the on-line system user guide. Scan the QR code or follow the link:  
[https://www.productinfo.schneider-electric.com/wiser\\_eu/](https://www.productinfo.schneider-electric.com/wiser_eu/)





# New Unica

## Controls

### Connected Relay Switch 10 A

The connected relay switch controls lights in a room, or automatically switch lights ON or OFF in response to a specified condition or event via Wiser app. It can switch on ohmic, inductive, or capacitive loads.

Art. No.	NU353818	NU353830	NU353854
Product colour	White	Aluminium	Anthracite
Product or component type	Electronic switch		



#### Characteristics

- Nominal voltage: 230 V AC, 50 Hz
- Rated current: 10 A 140  $\mu$ F, 10 A cos phi = 0.6
- Standby consumption: Max. 0.4 W
- Fuse rating: 16 A
- Neutral conductor required

#### Control options

- **Home control:** To control the relay switch through the Wiser app you will need the Wiser Gateway.
- **Direct operation:** The relay switch can always be controlled directly on-site. You can also connect any number of mechanical push buttons.

#### Functions and settings

- Remote control by unlimited number of single mechanical-push buttons.
- Via Wiser app:
- Setting a timer: delay time (1 second - 24 hours), pre-warning (with or without), manual switching (OFF or retrigger).
  - Setting a time schedule (weekday switching, astro function, count-down timer, presence simulation).

#### Environment

IP degree	IP20
Operating temperature	5 °C to 40 °C

#### Certification

Zigbee 3.0

#### Load compatibility

 LED						
200 W	2200 W	500 VA	2000 W	1050 VA	200 W	1000 VA

For detailed information, refer to the on-line system user guide. Scan the QR code or follow the link: [https://www.productinfo.schneider-electric.com/wiser\\_eu/](https://www.productinfo.schneider-electric.com/wiser_eu/)





# New Unica

## Blind Controls

### Connected Blind Control Switches

The connected blind control switch controls remotely via the app, a blind or roller shutter, or automatically sets shutter position in response to a specified condition or event. The angle of the slats can be controlled. You can also control manually the blinds by pressing the push button. Several blind control switches can be paired together and then several blinds can be controlled from one switch or from the app. Blind and roller shutter motors must be equipped with an end position switch.

Art. No.	NU350918	NU350930	NU350954
Product colour	White	Aluminium	Anthracite
Product or component type	Electronic switch		



#### Characteristics

- Nominal voltage: 230 V AC, 50 Hz
- Rated current: 4 A with  $\cos \varphi = 0.6$
- Standby consumption: Max. 0.4 W
- Fuse rating: 10 A
- Neutral conductor required

#### Control options

- **Home control:** To control the blind control switch through the Wiser app you will need the Wiser Gateway.
- **Direct operation:** The blind control switch can always be controlled directly on-site. You can also connect any number of mechanical push buttons.

#### Functions and settings

- Remote control by unlimited number of double push buttons, distance: 50 m.
- Protection of the motor against damage with two mutual electrically locked relay contacts.
- Central control of multiple blind groups push buttons.

Via Wiser app:

- Setting the blind movement time.
- Management of blind and slat position.
- Upgrade device firmware.

#### Environment

IP degree	IP21
Operating temperature	5 °C to 40 °C

#### Certification

Zigbee 3.0

#### Load compatibility



max. 500 W

For detailed information, refer to the on-line system user guide. Scan the QR code or follow the link:  
[https://www.productinfo.schneider-electric.com/wiser\\_eu/](https://www.productinfo.schneider-electric.com/wiser_eu/)





# New Unica

## Light Controls

### Connected Universal Push-button Dimmer LED

The connected universal push-button dimmer controls the lighting level in a room, or automatically sets lighting to a desired level in response to a specified condition or event. It can switch and dim ohmic, inductive or capacitive loads RC/RL and loads of LED lamps. The dimmer can be controlled remotely, it can be scheduled for ON and OFF time via the app. The dimmer can also be controlled manually as a traditional push-button dimmer.

Art. No.	NU351718	NU351730	NU351754
Product colour	White	Aluminium	Anthracite
Product or component type	Dimmer		



#### Characteristics

- Nominal voltage: 230 V AC, 50 Hz
- Standby consumption: Max. 0.4 W
- Fuse rating: 16 A
- Neutral conductor not required

#### Control options

- **Home control:** To control the dimmer through the Wiser app you will need the Wiser Gateway.
- **Direct operation:** The dimmer can always be controlled directly on-site. You can also connect any number of mechanical push buttons.

#### Functions and settings

- Automatic load detection.
- Brightness memory function.
- Electronic overload, overheating and short-circuit protection.
- Remote control by unlimited number of single mechanical push buttons.

Via Wiser app:

- Setting the switch-on brightness or memory function (default setting).
- Setting the dimming range: minimum and maximum brightness.
- Setting the LED operating mode manually (RL LED mode).
- Setting a timer or a time schedule.


#### Environment

IP degree	IP21
Operating temperature	5 °C to 40 °C

#### Certification

Zigbee 3.0

#### Load compatibility

 LED				
RC <sup>(1)</sup> : 7-100 VA RL <sup>(2)</sup> : 7-20 VA	14-200 W	14-150 VA	14-150 W	14-150 VA

(1) RC = Resistive and Capacitive loads.

(2) RL = Resistive and Inductive loads.

For detailed information, refer to the on-line system user guide. Scan the QR code or follow the link:  
[https://www.productinfo.schneider-electric.com/wiser\\_eu/](https://www.productinfo.schneider-electric.com/wiser_eu/)





# New Unica

## Light Controls

### Connected Universal Rotary Dimmer LED

The connected universal rotary dimmer controls the lighting level in a room, or automatically sets lighting to a desired level in response to a specified condition or event. It can switch and dim ohmic, inductive or capacitive loads RC /RL and loads of LED lamps. The dimmer can be controlled remotely, it can be scheduled for ON and OFF time with the app. The dimmer can also be controlled manually as a traditional rotary dimmer.

Art. No.	NU351818	NU351830	NU351854
Product colour	White	Aluminium	Anthracite
Product or component type	Dimmer		



#### Characteristics

- Nominal voltage: 230 V AC, 50 Hz
- Standby consumption: Max. 0.4 W
- Fuse rating: 16 A
- Neutral conductor not required

#### Control options

- **Home control:** To control the dimmer through the Wiser app you will need the Wiser Gateway.
- **Direct operation:** The dimmer can always be controlled directly on-site. You can also connect any number of mechanical push buttons.

#### Functions and settings

- Automatic load detection.
- Brightness memory function.
- Electronic overload, overheating and short-circuit protection.
- Remote control by unlimited number of single mechanical push buttons.

Via Wiser app:

- Setting the switch-on brightness or memory function (default setting).
- Setting the dimming range: minimum and maximum brightness.
- Setting the LED operating mode manually (RL LED mode).
- Setting a timer or a time schedule.






#### Environment

IP degree	IP20
Operating temperature	5 °C to 40 °C

#### Certification

Zigbee 3.0

#### Load compatibility

 LED				
RC <sup>(1)</sup> : 7-100 VA RL <sup>(2)</sup> : 7-20 VA	14-200 W	14-150 VA	14-150 W	14-150 VA

(1) RC = Resistive and Capacitive loads.

(2) RL = Resistive and Inductive loads.

For detailed information, refer to the on-line system user guide. Scan the QR code or follow the link:  
[https://www.productinfo.schneider-electric.com/wiser\\_eu/](https://www.productinfo.schneider-electric.com/wiser_eu/)





# New Unica

## Light Controls

### Connected Motion Sensor with Switch 10 A

The connected motion sensor with switch combines the benefits of a motion sensor with an integrated 10 A push-button switch. It detects moving heat sources (e.g. persons) and can switch on ohmic, inductive or capacitive loads. The motion sensor can be configured through the app, in which you can set delay time from last detection before lights turn OFF, as well as setting of the ambient light level when the motion sensor shall work automatically. With the integrated switch the automatic function can be easily overridden to turn the lights ON or OFF.

Art. No.	NU352618	NU352630	NU352654
Product colour	White	Aluminium	Anthracite
Product or component type	Movement detector		



#### Characteristics

- Nominal voltage: 230 V AC, 50 Hz
- Rated current: 10 A 140 µF, 10 A cos phi = 0.6
- Standby consumption: Max. 0.4 W
- Fuse rating: 16 A
- Neutral conductor required
- Horizontal detection angle: 160 °, 8 m frontal, 8 m lateral
- Movement detection area: 8 m

#### Control options

- **Home control:** To control the motion sensor through the Wiser app you will need the Wiser Gateway.
- **Direct operation:** The motion sensor can always be controlled directly on-site. You can also connect any number of mechanical push buttons.

#### Functions and settings

- Automatic mode: Automatic switching on of loads when a motion is detected and dependent on the ambient brightness.
- Manual operation: Local switching on of loads when the switch is actuated, irrespective of the ambient brightness.
- Primary/secondary operation: up to three motion sensors connected with one as primary device and two others as secondary devices.
- Semi-automatic mode: Manual switch-on/automatic switch-OFF.
- Remote control by other motion sensors or unlimited number of single mechanical push buttons.

Via Wiser app:

- Setting the detection brightness: 5 to 1000 lux (default setting 50 lux).
- Setting the detection sensitivity: High (default setting), medium or low.
- Setting the overtravel time: 1 second to 30 minutes (default setting 5 minutes).
- Setting a timer or a time schedule.
- Test mode.

#### Complementary

Sensor type	PIR
-------------	-----

#### Environment

IP degree	IP20
Operating temperature	5 °C to 40 °C

#### Certification

Zigbee 3.0

#### Load compatibility

LED						
200 W	2200 W	500 VA	2000 W	1050 VA	200 W	1000 VA

For detailed information, refer to the on-line system user guide. Scan the QR code or follow the link: [https://www.productinfo.schneider-electric.com/wiser\\_eu/](https://www.productinfo.schneider-electric.com/wiser_eu/)





# New Unica

## Light Controls

### Connected Motion Sensor with Universal Push-button Dimmer LED

The connected motion sensor with dimmer combines the benefits of a motion sensor with an integrated smart push-button dimmer. It detects moving heat sources (e.g. persons) and can dim ohmic, inductive or capacitive loads and switch them on for a settable overtravel time.

Art. No.	NU352718	NU352730	NU352754
Product colour	White	Aluminium	Anthracite
Product or component type	Movement detector		



#### Characteristics

- Nominal voltage: 230 V AC, 50 Hz
- Standby consumption: Max. 0.4 W
- Fuse rating: 16 A
- Horizontal detection angle: 160 °, 8 m frontal, 8 m lateral
- Movement detection area: 8 m
- Neutral conductor not required

#### Control options

- **Home control:** To control the motion sensor through the Wiser app you will need the Wiser Gateway.
- **Direct operation:** The motion sensor can always be controlled directly on-site. You can also connect any number of mechanical push buttons.

#### Functions and settings

- Automatic load detection.
- Automatic mode: Automatic switching on of loads when a motion is detected and dependent on the ambient brightness.
- Manual operation: Local switching on of loads when the switch is actuated, irrespective of the ambient brightness.
- Semi-automatic mode: Manual switch-on/automatic switch-OFF.
- Brightness memory function.
- Soft start, soft stop.
- Setting the LED operating mode manually (RL LED mode).
- Electronic overload protection, overheating protection, short-circuit protection.
- Remote control by unlimited number of single mechanical push buttons.

Via Wiser app:

- Setting the switch-on brightness or memory function (default setting).
- Setting the dimming range: minimum and maximum brightness.
- Setting the detection brightness: 5 to 1000 lux (default setting 50 lux).
- Setting the detection sensitivity: High (default setting), medium or low.
- Setting the overtravel time: 1 second to 30 minutes (default setting 5 minutes).
- Setting a timer.

#### Complementary

Sensor type	PIR
-------------	-----






#### Environment

IP degree	IP20
Operating temperature	5 °C to 40 °C

#### Certification

Zigbee 3.0

#### Load compatibility

 LED				
RC <sup>(1)</sup> : 7-100 VA RL <sup>(2)</sup> : 7-20 VA	14-200 W	14-150 VA	14-150 W	14-150 VA

(1) RC = Resistive and Capacitive loads.

(2) RL = Resistive and Inductive loads.

For detailed information, refer to the on-line system user guide. Scan the QR code or follow the link:  
[https://www.productinfo.schneider-electric.com/wiser\\_eu/](https://www.productinfo.schneider-electric.com/wiser_eu/)



# New Unica

## Socket Outlets

### Connected Single Socket Outlet 16 A

The connected single socket outlet 16 A is an electrical outlet designed to manage and control electrical devices in a convenient and efficient manner. Use in newly built or retrofit installation for controlling electrical devices through the push button on the device, app, or by voice command (Amazon Alexa, Google Home). Fully compatible with the Schneider Electric Wiser platform, the single socket outlet can be used for a variety of applications including remote ON/OFF, power monitoring, scheduling, automation, and much more. The single socket outlet fits in regular depth wall boxes (40 mm) and does not require any special installation compared to regular socket-outlets making it convenient to fit in any kind of new or existing installation.

Commercial Reference	NU555718	NU555730	NU555754
Product colour	White	Aluminium	Anthracite
Product or component type	Socket Outlet		



#### Characteristics

- Nominal voltage: 230 V AC, 50 Hz
- Nominal current: 16 A max.
- Standby: Max. 0.4 W
- Fuse protection: 16 A circuit breaker
- Frequency band: 2405-2480 MHz
- Transmission capacity: < 10 mW

#### Control options

- **Home control:** To control the electrical devices with the connected single socket outlet remotely through the Wiser app or through voice (Amazon Alexa, Google Home) you will need the Wiser Gateway.
- **Direct operation:** The socket operation can always be controlled directly through the push button on the device.

#### Functions and Settings

The connected socket outlet offers much more than a normal socket outlet when used with the Wiser app including:

- Switching devices ON/ OFF, and checking the status from the socket or remotely via app.
- Setting a timer or a schedule (via app).
- Monitor and control energy consumption of connected loads with a high level of accuracy (1% for loads > 25 W) via app.
- Creating moments and automation with other Wiser products.

#### Environment

IP degree	IP20
Operating temperature	5 °C to 40 °C






#### Installation

Dimensions (H x W x D)	74.4 x 74.4 x 40.15 mm
Installation	Flush mounted
Connecting terminal	Connected terminals for max. 2 x 2.5 mm <sup>2</sup> , 1.2 Nm

#### Certification

Zigbee 3.0

#### Load compatibility

 LED				<b>R</b>	<b>L</b>	<b>C</b>	 (M)
100 W, 125 µF	2000 W	1500 VA	2000 VA	3680 W	16 A, cosφ = 0.6	6 AX, max. 70 µF	1600 VA, max. 7 A

For detailed information, refer to the on-line system user guide. Scan the QR code or follow the link: [https://www.productinfo.schneider-electric.com/wiser\\_eu/](https://www.productinfo.schneider-electric.com/wiser_eu/)







# System M and System Design

## Controls

### Relay Switch Insert

The relay switch insert is suitable for controlling a wide variety of ohmic, inductive and capacitive loads such as incandescent lamps, energy-saving lamps, LV halogen lighting with conventional transformer, electronic transformers, and fluorescent lamps.

Art. No.	Description	
MTN5161-0000	Relay Switch Insert 1-gang	
MTN5162-0000	Relay Switch Insert 2-gang	
Product or component type	Insert with relay	
<b>Characteristics</b>		
<ul style="list-style-type: none"> <li>• Nominal voltage: 230 VAC, 50/60 Hz</li> <li>• Nominal current: max. 10 A</li> <li>• Switching capacity: 0 - 2000 W</li> </ul>		
<b>Complementary</b>		
Connecting terminals	Screw terminals for maximum 2 x 2.5 mm <sup>2</sup> solid or stranded types.	
Installation	Flush mounted with screws and claws.	
<b>Certification</b>		
Zigbee 3.0		

#### Load compatibility

 LED						
100 W	2200 W	500 VA	2000 W	1050 VA	100 W	1000 VA

\*\* All controlling functions are included in the module. An insert without a module and rocker has no function. The modules for the inserts can be found in "Connected Push-button Modules".

For detailed information, refer to the on-line system user guide. Scan the QR code or follow the link: [https://www.productinfo.schneider-electric.com/wiser\\_eu/](https://www.productinfo.schneider-electric.com/wiser_eu/)





# System M and System Design




## Controls

### Electronic Switch Insert

The electronic switch insert is suitable for controlling a wide variety of ohmic or inductive loads such as incandescent lamps and LV halogen lighting with conventional transformer.

Art. No.	Description	
MTN5151-0000	Electronic Switch Insert 1-gang	
MTN5152-0000	Electronic Switch Insert 2-gang	
Product or component type	Insert with MOSFET	
<b>Characteristics</b>		
<ul style="list-style-type: none"> <li>• Nominal voltage: 230 VAC, 50 Hz</li> <li>• Switching current: max. 1.8 A</li> <li>• Neutral conductor: not required (2 conductor system)</li> <li>• Switching capacity: 50 - 420 VA</li> </ul>		
<b>Complementary</b>		
Connecting terminals	Screw terminals for maximum 2 x 2.5 mm <sup>2</sup> solid or stranded types.	
Installation	Flush mounted with screws and claws.	
<b>Certification</b>		
Zigbee 3.0		

#### Load compatibility

			
<b>Electronic Switch Insert 1-gang</b>	50-420 W	500 VA	2000 W
<b>Electronic Switch Insert 2-gang</b>	50-220 W	50-420 VA	50-220 W

\*\* All controlling functions are included in the module. An insert without a module and rocker has no function. The modules for the inserts can be found in "Connected Push-button Modules".

For detailed information, refer to the on-line system user guide. Scan the QR code or follow the link: [https://www.productinfo.schneider-electric.com/wiser\\_eu/](https://www.productinfo.schneider-electric.com/wiser_eu/)







# System M and System Design






## Light Controls

### Universal Dimmer Insert

The universal dimmer insert is suitable for controlling ohmic, inductive or capacitive loads, e.g. incandescent lamps, dimmable wound transformers or dimmable electronic transformers. The universal dimmer insert automatically recognizes the connected load. Do not connect any mixed loads.

Art. No.	Description	
MTN5171-0000	Universal Dimmer Insert 1-gang	
MTN5172-0000	Universal Dimmer Insert 2-gang	
Product or component type	Dimmer insert	
<b>Characteristics</b>		
<ul style="list-style-type: none"> <li>• Nominal voltage: 230 VAC, 50 Hz</li> <li>• Switching capacity: 50 - 420 VA</li> <li>• Switching and dimming of one output</li> <li>• Overload and short-circuit-proof</li> </ul>		
<b>Complementary</b>		
Connecting terminals	Screw terminals for maximum 2 x 2.5 mm <sup>2</sup> solid or stranded types.	
Installation	Flush mounted with screws and claws.	
<b>Certification</b>		
Zigbee 3.0		

#### Load compatibility

	 LED				
<b>Universal Dimmer Insert 1-gang</b>	RC <sup>(1)</sup> : 7-100 VA RL <sup>(2)</sup> : 7-20 VA	20-420 W	40-420 VA	20-420 W	20-420 W
<b>Universal Dimmer Insert 2-gang</b>	-	50-200 W	50-200 VA	50-200 W	50-200 W

(1) RC = Resistive and Capacitive loads.

(2) RL = Resistive and Inductive loads.

\* \* All controlling functions are included in the module. An insert without a module and rocker has no function. The modules for the inserts can be found in "Connected Push-button Modules".

For detailed information, refer to the on-line system user guide. Scan the QR code or follow the link:  
[https://www.productinfo.schneider-electric.com/wiser\\_eu/](https://www.productinfo.schneider-electric.com/wiser_eu/)




# System M and System Design

## Light Controls


### 1-10 V Insert

The 1-10 V insert is suitable for fluorescent lamps with electronic ballast or electronic transformer with 1-10 V interface.

Art. No.	Description	
MTN5180-0000	1-10 V Insert	
Product or component type	Electronic potentiometer	
<b>Characteristics</b>		
<ul style="list-style-type: none"><li>• Nominal voltage: 230 VAC, 50 Hz</li><li>• Maximum switching current: 10 A</li><li>• Output current: 0 - 50 mA</li><li>• Switching and dimming of 25 controllable 1-10 V EBs</li></ul>		
<b>Complementary</b>		
Connecting terminals	Screw terminals for maximum 2 x 2.5 mm <sup>2</sup> solid or stranded types.	
Installation	Flush mounted with screws and claws.	
<b>Certification</b>		
Zigbee 3.0		

### DALI Insert

The DALI insert is suitable for 15 DALI EBs (electronic ballast).

Art. No.	Description	
MTN5185-0000	DALI Insert	
Product or component type	DALI control insert	
<b>Characteristics</b>		
<ul style="list-style-type: none"><li>• Nominal voltage: 230 VAC, 50 Hz</li><li>• Output current: 0 - 30 mA</li><li>• Overload and short-circuit-proof</li><li>• Switching and dimming of 15 controllable DALI EBs</li></ul>		
<b>Complementary</b>		
Connecting terminals	Screw terminals for maximum 2 x 2.5 mm <sup>2</sup> solid or stranded types.	
Installation	Flush mounted with screws and claws.	
<b>Certification</b>		
Zigbee 3.0		

\*\* All controlling functions are included in the module. An insert without a module and rocker has no function. The modules for the inserts can be found in "Connected Push-button Modules".

For detailed information, refer to the on-line system user guide. Scan the QR code or follow the link:  
[https://www.productinfo.schneider-electric.com/wiser\\_eu/](https://www.productinfo.schneider-electric.com/wiser_eu/)





# System M and System Design

## Socket Outlets

### Connected Single Socket Outlet 16 A

The connected single socket outlet is an electrical outlet designed to manage and control electrical devices in a convenient and efficient manner. Use in newly built or retrofit installation for controlling electrical devices through the push button on the device, app, or by voice command (Amazon Alexa, Google Home). Fully compatible with the Schneider Electric Wiser platform, the single socket outlet can be used for a variety of applications including remote ON/OFF, power monitoring, scheduling, automation, and much more. The single socket outlet fits in regular depth wall boxes (40 mm) and does not require any special installation compared to regular socket outlets making it convenient to fit in any kind of new or existing installation.



Art. No.	Product Color	Description
MTN2380-0344	White glossy	Wiser SysM Smart socket outlet 16A single outlet-Thermoplast brillant
MTN2380-0319	Polar white glossy	Wiser SysM Smart socket outlet 16A single outlet-Thermoplast brillant
MTN2380-0325	Active white glossy	Wiser SysM Smart socket outlet 16A single outlet-Thermoplast brillant
MTN2380-0414	Anthracite	Wiser SysM Smart socket outlet 16A single outlet-Thermoplast edelmatt
MTN2380-0460	Aluminium	Wiser SysM Smart socket outlet 16A single outlet-Thermoplast edelmatt
MTN2380-6035	Lotus white	Wiser SysD Smart socket outlet 16A single outlet-Thermoplast brillant
MTN2380-6034	Anthracite	Wiser SysD Smart socket outlet 16A single outlet-Thermoplast lackiert
MTN2380-6036	Stainless steel	Wiser SysD Smart socket outlet 16A single outlet-Thermoplast lackiert
Product or component type		Connected single socket outlet

#### Characteristics

- Nominal voltage: 230 V AC, 50 Hz
- Nominal current: 16 A max.
- Standby: Max. 0.4 W
- Fuse Protection: 16 A circuit breaker
- Frequency band: 2405-2480 MHz
- Transmission capacity: < 10 mW

#### Control options

- **Home control:** To control the electrical devices with the connected single socket outlet remotely through the Wiser app or through voice (Amazon Alexa, Google Home) you will need the Wiser Gateway.
- **Direct operation:** The socket operation can always be controlled directly through the push button on the device.

#### Functions and Settings

The connected socket outlet offers much more than a normal socket outlet when used with the Wiser app including:

- Switching devices ON/ OFF, and checking the status from the socket or remotely via app.
- Setting a timer or a schedule (via app).
- Monitor and control energy consumption of connected loads with a high level of accuracy (1% for loads > 25 W) via app.
- Creating moments and automation with other Wiser products.

#### Environment

IP degree	IP20
Operating temperature	5 °C to 40 °C

#### Installation

Dimensions (H × W × D)	74.4 x 74.4 x 40.15 mm
Installation	Flush mounted
Connecting terminal	Connected terminals for max. 2 x 2.5 mm <sup>2</sup> , 1.2 Nm

#### Certification

Zigbee 3.0

#### Load compatibility

LED				<b>R</b>	<b>L</b>	<b>C</b>	
100 W, 125 µF	2000 W	1500 VA	2000 VA	3680 W	16 A, cosφ = 0.6	6 AX, max. 70 µF	1600 VA, max. 7 A

For detailed information, refer to the on-line system user guide. Scan the QR code or follow the link: [https://www.productinfo.schneider-electric.com/wiser\\_eu/](https://www.productinfo.schneider-electric.com/wiser_eu/)




# System M and System Design

## Blind Controls

### Blind Control Insert

For local control of a blind/roller shutter motor with limit switch. The insert has two relay contacts electrically locked against each other that reliably prevent simultaneous triggering of the two relay outputs.

Art. No.	Description	
MTN5165-0000	Blind Control Insert	
Product or component type	Blind control insert	
<b>Characteristics</b>		
<ul style="list-style-type: none"><li>• Nominal voltage: 230 VAC, 50 Hz</li><li>• Switching capacity: 1000 W</li><li>• Slat adjustment with blinds</li></ul>		
<b>Complementary</b>		
Connecting terminals	Screw terminals for maximum 2 x 2.5 mm <sup>2</sup> solid or stranded types.	
Installation	Flush mounted with screws and claws.	
<b>Certification</b>		
Zigbee 3.0		

\* \* All controlling functions are included in the module. An insert without a module and rocker has no function. The modules for the inserts can be found in "Connected Push-button Modules".

#### Load compatibility

M

max. 1000 VA

For detailed information, refer to the on-line system user guide. Scan the QR code or follow the link:  
[https://www.productinfo.schneider-electric.com/wiser\\_eu/](https://www.productinfo.schneider-electric.com/wiser_eu/)







# System M and System Design

## Connected Push-button Modules

**WiFer™** The connected push-button module supports functionality such as switching, dimming and blind control. With the Wiser app, you can combine the settings of one or more devices to form a Moment or an Automation.

The push-button module is connected to the inserts with a module interface and is completed with the rocker to form a Wiser offer.

Art. No.	Description	
MTN5116-0300	<b>System M:</b> Connected Push-button module, 1-gang	
MTN5116-6000	<b>System Design:</b> Connected Push-button module, 1-gang	

Product or component type	Push-button module
---------------------------	--------------------

### Characteristics

- Number of function keys: 2

### Functions and settings

- Local control switch.
- Local control dimming up/down control.
- Local control roller blind.
- Local control starting staircase timer (with/without warning).
- Local control pulse generator.
- Local control sunshade function.
- Local control calling up/saving scenes.

Via Wiser app:

- Setting the switch-on brightness or memory function (default setting).
- Setting the dimming range: minimum and maximum brightness.
- Setting the blind and slat position.
- Setting the blind movement time.

### Complementary

Dimensions (H × W × D)	53 × 52 × 25 mm
------------------------	-----------------

### To be completed with:

Relay switch insert	MTN5161-0000
Electronic Switch Insert 1-gang	MTN5151-0000
Universal Dimmer Insert 1-gang	MTN5171-0000
1-10 V Insert	MTN5180-0000
DALI Insert	MTN5185-0000
Blind Control Insert	MTN5165-0000

### Environment

IP degree	IP20
-----------	------

### Certification

Zigbee 3.0
------------

\*\* The rockers and cover frames for the Connected Push-button Modules can be found in "Accessories".

For detailed information, refer to the on-line system user guide. Scan the QR code or follow the link:  
[https://www.productinfo.schneider-electric.com/wiser\\_eu/](https://www.productinfo.schneider-electric.com/wiser_eu/)





# System M and System Design

## Connected Push-button Modules

**WiFer™** The connected push-button module supports functionality such as switching, dimming and blind control. With the Wiser app, you can combine the settings of one or more devices to form a Moment or an Automation.

The push-button module is connected to the inserts with a module interface and is completed with the rocker to form a Wiser offer.

Art. No.	Description	
MTN5126-0300	<b>System M:</b> Connected Push-button module, 2-gang	
MTN5126-6000	<b>System Design:</b> Connected Push-button module, 2-gang	
Product or component type	Push-button module	
<b>Characteristics</b>		
<ul style="list-style-type: none"> <li>• Number of function keys: 4</li> </ul>		
<b>Functions and settings</b>		
<ul style="list-style-type: none"> <li>• Local control switch.</li> <li>• Local control dimming up/down control.</li> <li>• Local control starting staircase timer (with/without warning).</li> <li>• Local control pulse generator.</li> <li>• Local control calling up/saving scenes.</li> </ul> Via Wiser app: <ul style="list-style-type: none"> <li>• Setting the switch-on brightness or memory function (default setting).</li> <li>• Setting the dimming range: minimum and maximum brightness.</li> </ul>		
<b>Complementary</b>		
Dimensions (H × W × D)	53 × 52 × 25 mm	
<b>To be completed with:</b>		
Relay switch insert	MTN5162-0000	
Electronic Switch Insert 2-gang	MTN5152-0000	
Universal Dimmer Insert 2-gang	MTN5172-0000	
<b>Environment</b>		
IP degree	IP20	
<b>Certification</b>		
Zigbee 3.0		

\*\* The rockers and cover frames for the connected push-button modules can be found in "Accessories".

For detailed information, refer to the on-line system user guide. Scan the QR code or follow the link: [https://www.productinfo.schneider-electric.com/wiser\\_eu/](https://www.productinfo.schneider-electric.com/wiser_eu/)







# System M and System Design

## Connected Wireless Switches

### Connected Wireless Switch 1-gang/2-gang

The connected wireless switch 1-gang/2-gang can be placed anywhere and is used to control a group of Zigbee devices within the same Zigbee network. The device can be configured through the Wiser app or can be paired with other Wiser Zigbee devices directly.

By default, the device is operated as 1-gang. It can also be configured to operate as 2-gang device.

Art. No.	Description	
MTN5001-0300	<b>System M:</b> Connected Wireless Switch, 1-2 gang	
MTN5001-6000	<b>System Design:</b> Connected Wireless Switch, 1-2 gang	

Product or component type Connected Wireless Switch

#### Characteristics

- Operating voltage: 3 V DC
- Battery: CR2032
- Battery life: Up to 5 years (depending on the frequency of use and quality of the battery)
- Transmission range: 100 m open space
- Max. transmitted power: ≤ 10 mW
- Frequency range: 2405 MHz to 2480 MHz

#### Control options

- **Home control and Room control:** To control the free located wireless switch, 1-gang/ 2-gang through the Wiser app on your smartphone, you need to pair it to the Wiser Gateway.

#### Functions and Settings

Press and hold the up and down push buttons simultaneously for 10 seconds until the LED turns red to switch from 1-gang to 2-gang.

#### Installation

For wall box, wood, or wall surfaces, use mounting screws.

For glass or plastic surfaces, use adhesive pads or adhesive foil.

Do not install the device on a metal surface, as it affects the wireless communication and performance of the device.

#### Environment

IP degree	IP20
Operating temperature	-5 °C to 45 °C
Relative humidity	5 % to 95 %

#### Certification

Zigbee 3.0

\*\* The rocker and cover frame is not included in the package. They must be procured separately. The rockers and cover frames for the Free located switch inserts can be found in "Accessories".

For detailed information, refer to the on-line system user guide. Scan the QR code or follow the link:  
[https://www.productinfo.schneider-electric.com/wiser\\_eu/](https://www.productinfo.schneider-electric.com/wiser_eu/)



# System M and System Design

## Dimmer Control

### Load compensation module LED

The Load compensation module LED can be used with trailing edge dimmers (dimmers in mode RC).

The module can:

- improve the dimming behavior with HV-LED lamps (230 V AC LED lamps),
- prevent HV-LED lamp afterglow when the dimmer is set to zero or when the lamp is controlled by a switch with neon indicator for orientation purpose (max. neon current allowed = 3 mA),
- be connected in parallel when more than 3 lamps are wired on the circuit.

**Note:** The Load compensation module LED effect, the dimming results and quality may be significantly influenced by the electronics of the HV-LED lamp.

Art. No.	CCT90501
<b>Features</b>	
Rated voltage	230 VAC
Frequency range	50 - 60 Hz
Power loss	2 W max.
Installation	junction box, in the luminaire or in the sub-distribution panel, wired between neutral and dimmed phase.






# System M and System Design

## Accessories

### System M Rockers

#### Rocker for 1-gang push-button module



Description	Art. No.	Description	Art. No.
Marfil	MTN619119	Marfil	MTN619419
Blanco activo	MTN619125	Blanco activo	MTN619425
Antracita	MTN625114	Antracita	MTN625514
Alumino	MTN625160	Alumino	MTN625560

The rocker is attached to the 1-gang push-button module. To be completed with System M connected push-button module **MTN5116-0300** and **MTN5001-0300**.

#### Rocker for 2-gang push-button module



Description	Art. No.
Marfil	MTN619219
Blanco activo	MTN619225
Antracita	MTN625214
Alumino	MTN625260


The rocker is attached to the 2-gang push-button module. To be completed with System M connected push-button module **MTN5126-0300** and **MTN5001-0300**.

# System M and System Design

## Accessories

### System Design Rockers

#### Rocker for 1-gang push-button module



Description	Art. No.	Description	Art. No.
White	MTN5210-6035	White	MTN5215-6035
Antracita	MTN5210-6034	Antracita	MTN5215-6034
Alumino	MTN5210-6036	Alumino	MTN5215-6036
Sahara	MTN5210-6033	Sahara	MTN5215-6033
Nickel	MTN5210-6050	Nickel	MTN5215-6050
Champagne	MTN5210-6051	Champagne	MTN5215-6051
Mocca	MTN5210-6052	Mocca	MTN5215-6052

The rocker is attached to the 1-gang push-button module. To be completed with System Design connected push-button module **MTN5116-6000** and **MTN5001-6000**.

#### Rocker for 2-gang push-button module



Description	Art. No.	Description	Art. No.
White	MTN5220-6035	White	MTN5226-6035
Antracita	MTN5220-6034	Antracita	MTN5226-6034
Alumino	MTN5220-6036	Alumino	MTN5226-6036
Sahara	MTN5220-6033	Sahara	MTN5226-6033
Nickel	MTN5220-6050	Nickel	MTN5226-6050
Champagne	MTN5220-6051	Champagne	MTN5226-6051
Mocca	MTN5220-6052	Mocca	MTN5226-6052



Description	Art. No.
White	MTN5227-6035
Antracita	MTN5227-6034
Alumino	MTN5227-6036
Sahara	MTN5227-6033
Nickel	MTN5227-6050
Champagne	MTN5227-6051
Mocca	MTN5227-6052



The rocker is attached to the 2-gang push-button module. To be completed with System Design connected push-button module **MTN5126-6000** and **MTN5001-6000**.





# System M and System Design

## Accessories

### System M Frames



1-gang frames		2-gang frames	
			
Description	Art. No.	Description	Art. No.
Marfil	MTN4010-3019	Marfil	MTN4020-3019
Blanco activo	MTN4010-3035	Blanco activo	MTN4020-3035
Antracita	MTN4010-3114	Antracita	MTN4020-3114
Alumino	MTN4010-3160	Alumino	MTN4020-3160
Acero	MTN403160	Acero	MTN403260
Titanio	MTN403105	Titanio	MTN403205
Gris rodio	MTN403114	Gris rodio	MTN403214
Cromo brillo	MTN403139	Cromo brillo	MTN403239
Blanco cristalino	MTN404119	Blanco cristalino	MTN404219
Negro cristalino	MTN404103	Negro cristalino	MTN404203
Verde cristalino	MTN404104	Verde cristalino	MTN404204
Haya	MTN4051-3470	Haya	MTN4052-3470
Wengue	MTN4051-3471	Wengue	MTN4052-3471
Cerezo	MTN4051-3472	Cerezo	MTN4052-3472
Nogal	MTN4051-3473	Nogal	MTN4052-3473

3-gang frames		4-gang frames	
			
Description	Art. No.	Description	Art. No.
Marfil	MTN4030-3019	Marfil	MTN4040-3019
Blanco activo	MTN4030-3035	Blanco activo	MTN4040-3035
Antracita	MTN4030-3114	Antracita	MTN4040-3114
Alumino	MTN4030-3160	Alumino	MTN4040-3160
Acero	MTN403360	Acero	MTN403460
Titanio	MTN403305	Titanio	MTN403405
Gris rodio	MTN403314	Gris rodio	MTN403414
Cromo brillo	MTN403339	Cromo brillo	MTN403439
Blanco cristalino	MTN404319	Blanco cristalino	MTN404419
Negro cristalino	MTN404303	Negro cristalino	MTN404403
Verde cristalino	MTN404304	Verde cristalino	MTN404404
Haya	MTN4053-3470	Haya	MTN4054-3470
Wengue	MTN4053-3471	Wengue	MTN4054-3471
Cerezo	MTN4053-3472	Cerezo	MTN4054-3472
Nogal	MTN4053-3473	Nogal	MTN4054-3473

# System M and System Design

## Accessories

### System M Frames





5-gang frames		2-gang frames without central bridge	
			
Description	Art. No.	Description	Art. No.
Marfil	MTN4050-3019	Marfil	MTN515844
Blanco activo	MTN4050-3035	Blanco activo	MTN515825
Antracita	MTN4050-3114	Antracita	MTN4025-3614
Alumino	MTN4050-3160	Alumino	MTN4025-3660
Acero	MTN403560	Acero	MTN403860
Titanio	MTN403505	Titanio	MTN403805
Gris rodio	MTN403514	Gris rodio	MTN403814
Cromo brillo	MTN403539	Cromo brillo	MTN403839
Blanco cristalino	MTN404519	Blanco cristalino	MTN404819
Negro cristalino	MTN404503	Negro cristalino	MTN404803
Verde cristalino	MTN404504	Verde cristalino	MTN404804
Haya	MTN4055-3470	Haya	MTN4058-3470
Wengue	MTN4055-3471	Wengue	MTN4058-3471
Cerezo	MTN4055-3472	Cerezo	MTN4058-3472
Nogal	MTN4055-3473	Nogal	MTN4058-3473



# System M and System Design

## Accessories



### System Design Frames

1-gang frames		2-gang frames	
			
Description	Art. No.	Description	Art. No.
White	MTN4010-6535	White	<u>MTN4020-6535</u>
Antracita	MTN4010-6534	Antracita	MTN4020-6534
Alumino	MTN4010-6536	Alumino	MTN4020-6536
Sahara	MTN4010-6533	Sahara	MTN4020-6533
Nickel	MTN4010-6550	Nickel	MTN4020-6550
Champagne	MTN4010-6551	Champagne	MTN4020-6551
Mocca	MTN4010-6552	Mocca	MTN4020-6552
Crystal White	MTN4010-6520	Crystal White	MTN4020-6520
Oynx black	MTN4010-6503	Oynx black	MTN4020-6503
State polished	<u>MTN4010-6547</u>	State polished	MTN4020-6547
3-gang frames		4-gang frames	
			
Description	Art. No.	Description	Art. No.
White	MTN4030-6535	White	MTN4040-6535
Antracita	MTN4030-6534	Antracita	MTN4040-6534
Alumino	MTN4030-6536	Alumino	MTN4040-6536
Sahara	MTN4030-6533	Sahara	MTN4040-6533
Nickel	MTN4030-6550	Nickel	MTN4040-6550
Champagne	MTN4030-6551	Champagne	MTN4040-6551
Mocca	MTN4030-6552	Mocca	MTN4040-6552
Crystal White	MTN4030-6520	Crystal White	MTN4040-6520
Oynx black	MTN4030-6503	Oynx black	MTN4040-6503
State polished	MTN4030-6547	State polished	MTN4040-6547

# System M and System Design

## Accessories

### System Design Frames

5-gang frames		2-gang frames without central bridge	
			
Description	Art. No.	Description	Art. No.
White	MTN4050-6535	White	MTN4025-6535
Antracita	MTN4050-6534		
Alumino	MTN4050-6536		
Sahara	MTN4050-6533		
Nickel	MTN4050-6550		
Champagne	MTN4050-6551		
Mocca	MTN4050-6552		
Crystal White	MTN4050-6520		
Oynx black	MTN4050-6503		
State polished	MTN4050-6547		



# Technical Characteristics

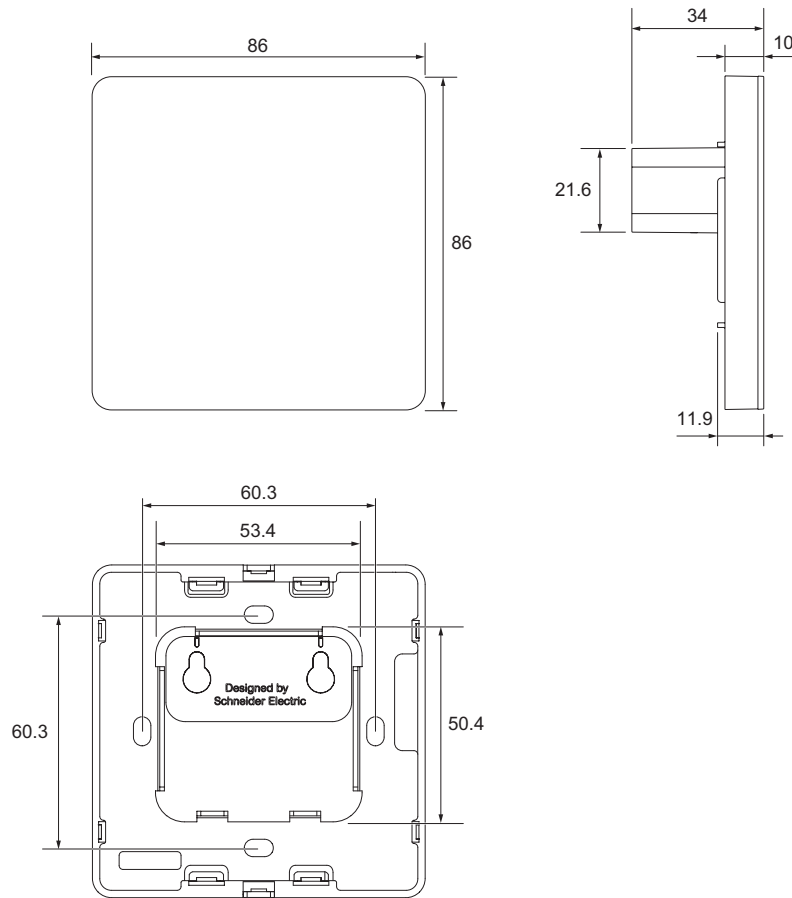
## Wiser

### Dimensions (mm)

#### Gateway

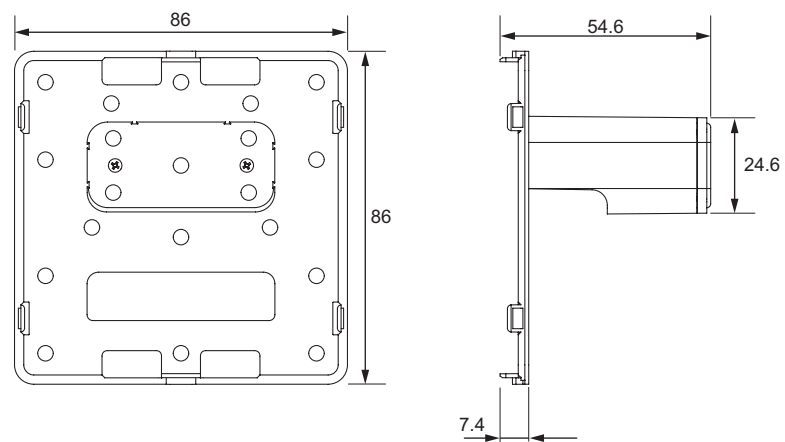
Wiser Gateway

CCT501901



#### Tablestand for Wiser Hub/Gateway

CCT501400\_0001



# Technical Characteristics

## Micro Modules

	Dimensions (mm)	Connections
<b>Wiser Micro Module Light Switch</b> CCT5011-0002		
<b>Wiser Micro Module Dimmer</b> CCT5010-0002		
<b>Wiser Micro Module Shades Control</b> CCT5010-0002		



# Technical Characteristics

## Sensors

	Dimensions (mm)		
<b>Wiser Motion Sensor</b> CCT595011			
<b>Wiser Temperature and Humidity Sensor</b> CCT593011			
<b>Wiser Water Leakage Sensor</b> CCT592011			
<b>Wiser Window/Door Sensor</b> CCT591011			

# Technical Characteristics

## IP Camera

	Dimensions (mm)
<b>Wiser IP Camera Indoor</b> CCT723319	
<b>Wiser IP Camera Outdoor</b> CCT724319	

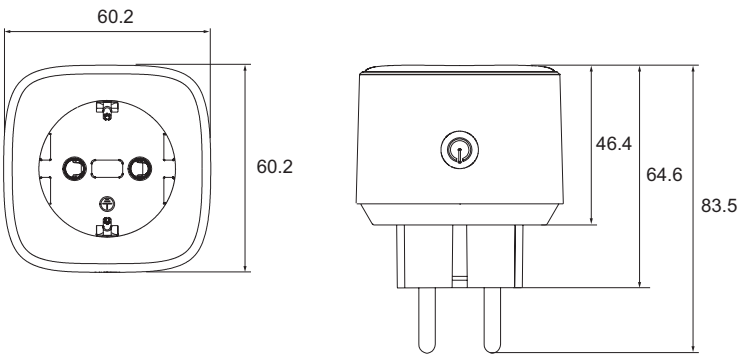
## Dimmer Control

	Dimensions (mm)	Connections
<b>Load Compensation Module LED</b> CCT90501		<p>                     (1) Dimmer                      (2) Load compensation module LED                      (3) HV-LED (230 VAC LED lamps)                 </p>

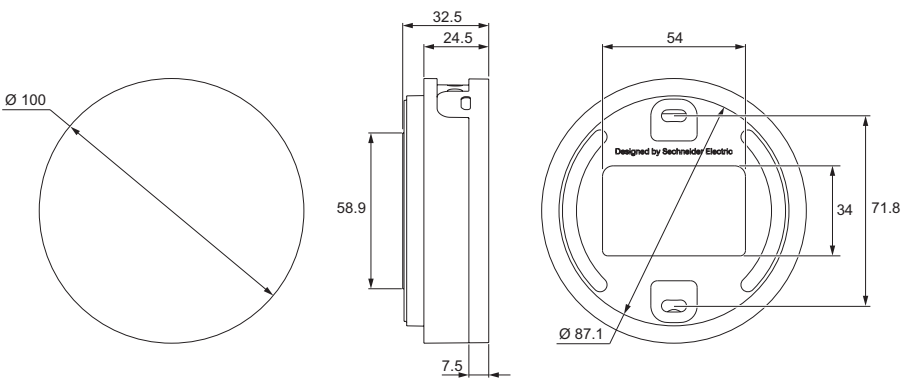


# Technical Characteristics

## Smart Plug

	Dimensions (mm)
<b>Wiser Smart Plug 16 A</b> CCT711119	 <p>The drawing shows two views of the smart plug. The front view is a square with rounded corners, with a width and height of 60.2 mm. The side view shows a rectangular body with a height of 46.4 mm and a total height including the prongs of 83.5 mm. The prongs are 64.6 mm long.</p>

## IR Converter

	Dimensions (mm)
<b>Wiser IR Converter</b> CCT501411	 <p>The drawing shows three views of the IR converter. The top view is a circle with a diameter of 100 mm. The side view shows a rectangular body with a height of 58.9 mm, a top width of 32.5 mm, a top inner width of 24.5 mm, and a bottom width of 7.5 mm. The front view shows a circular face with a diameter of 87.1 mm, a width of 54 mm, and a height of 71.8 mm. The front view also shows a central rectangular area with a height of 34 mm and the text 'Designed by Sechneide/Electric'.</p>

# Technical Characteristics

## New Unica

	Dimensions (mm)	Connections
<b>Controls</b>		
<b>Connected Relay Switch 10 A</b> NU353818 NU353830 NU353854		
<b>Blind Controls</b>		
<b>Connected Blind Control Switch</b> NU350918 NU350930 NU350954		
<b>Light Controls</b>		
<b>Connected Universal Push-Button Dimmer LED</b> NU351718 NU351730 NU351754		
<b>Connected Universal Rotary Dimmer LED</b> NU351818 NU351830 NU351854		



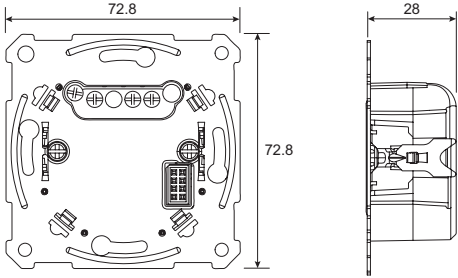
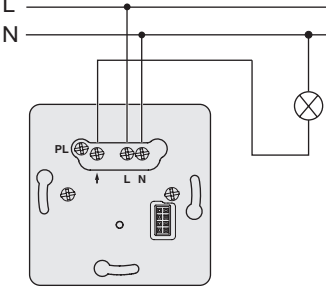
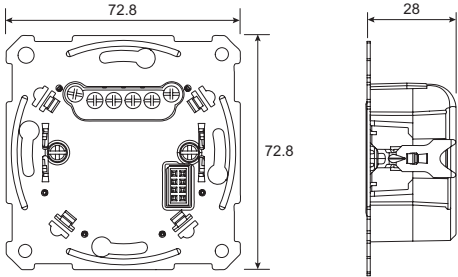
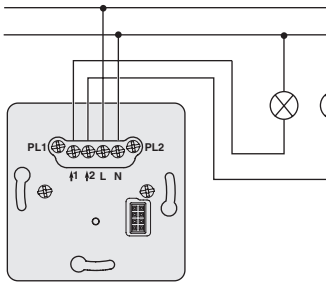
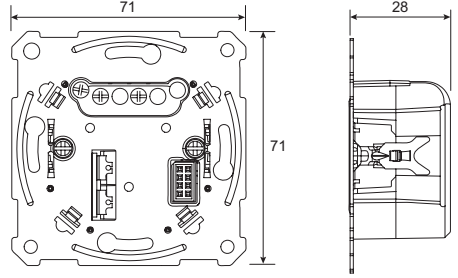
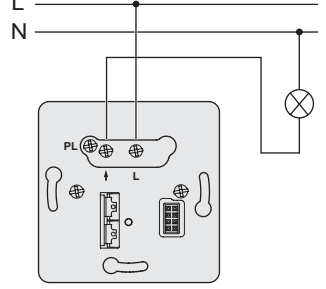
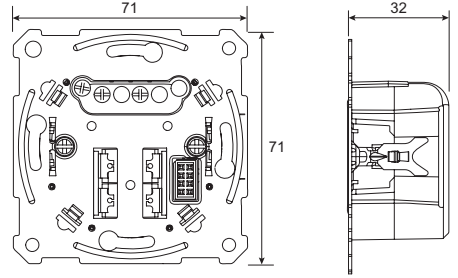
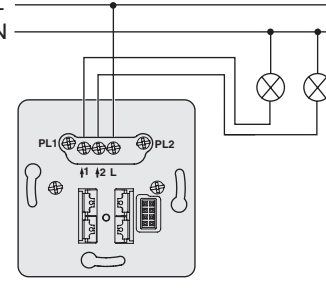
# Technical Characteristics

## New Unica

	Dimensions (mm)	Connections
<b>Light Controls</b> <b>Connected Motion Sensor with Switch 10 A</b>  NU352618 NU352630 NU352654		
<b>Connected Motion Sensor with Push-Button Dimmer LED</b>  NU352718 NU352730 NU352754		
<b>Socket Outlets</b> <b>Connected Single Socket Outlet 16 A</b>  NU555718 NU555730 NU555754		

# Technical Characteristics

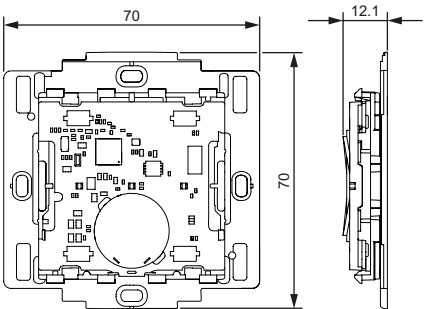
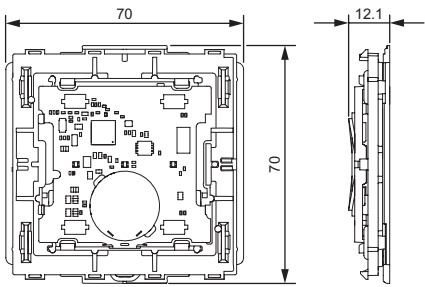
## System M and System Design

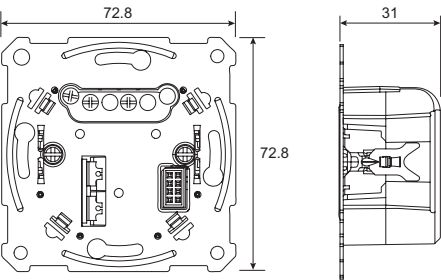
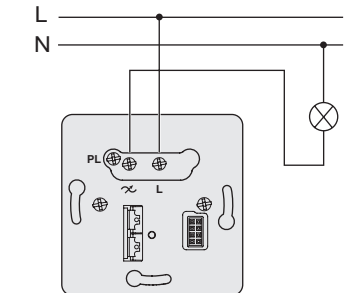
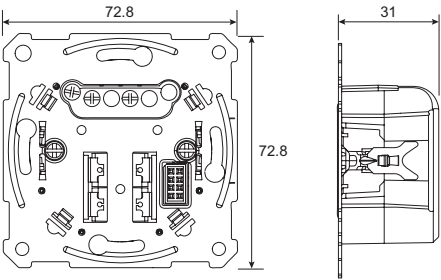
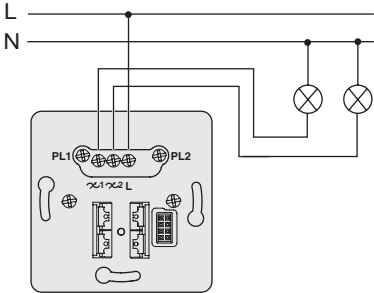
	Dimensions (mm)	Connections
<p><b>Controls</b></p> <p><b>Relay Switch Insert 1-gang</b> MTN5161-0000</p>		
<p><b>Relay Switch Insert 2-gang</b> MTN5162-0000</p>		
<p><b>Electronic Switch Insert 1-gang</b> MTN5151-0000</p>		
<p><b>Electronic Switch Insert 2-gang</b> MTN5151-0000</p>		



# Technical Characteristics

## System M and System Design

		Dimensions (mm)	
<b>Controls</b>			
<b>System M: Connected Wireless Switch 1-2-gang</b>			
MTN5001-0300			
<b>System D: Connected Wireless Switch 1-2-gang</b>			
MTN5001-6000			

		Dimensions (mm)	Connections
<b>Light controls</b>			
<b>Universal Dimmer Insert 1-gang</b>			
MTN5171-0000			
<b>Universal Dimmer Insert 2-gang</b>			
MTN5172-0000			

# Technical Characteristics

## System M and System Design

	Dimensions (mm)	Connections
<b>Light controls</b>		
<b>1-10 V Insert</b> MTN5180-0000		
<b>DALI Insert</b> MTN5185-0000		
<b>Blind controls</b>		
<b>Blind Control Insert</b> MTN5165-0000		
<b>Socket Outlets</b>		
<b>Connected Single Socket Outlet 16 A</b> MTN2380-0344 MTN2380-0319 MTN2380-0325 MTN2380-0414 MTN2380-0460 MTN2380-6035 MTN2380-6034 MTN2380-6036		



# Reference Numbers

Ref	Pages	Ref	Pages	Ref	Pages	Ref	Pages
<b>C</b>							
CCT5010-0002	33	MTN4025-3660	60	MTN4053-3471	59	MTN5226-6035	58
CCT5011-0002	32	MTN4025-6535	62	MTN4053-3472	59	MTN5226-6036	58
CCT5015-0002	34	MTN4030-3019	59	MTN4053-3473	59	MTN5226-6050	58
CCT90501	63	MTN4030-3035	59	MTN4054-3470	59	MTN5226-6051	58
CCT501400_0001	31	MTN4030-3114	59	MTN4054-3471	59	MTN5226-6052	58
CCT501411	40	MTN4030-3160	59	MTN4054-3472	59	MTN5227-6033	58
CCT501901	31	MTN4030-6503	61	MTN4054-3473	59	MTN5227-6034	58
CCT591011	35	MTN4030-6520	61	MTN4055-3470	60	MTN5227-6035	58
CCT592011	35	MTN4030-6533	61	MTN4055-3471	60	MTN5227-6036	58
CCT595011	36	MTN4030-6534	61	MTN4055-3472	60	MTN5227-6050	58
CCT593011	36	MTN4030-6535	61	MTN4055-3473	60	MTN5227-6051	58
CCT711119	37	MTN4030-6536	61	MTN4058-3470	60	MTN5227-6052	58
CCT723319	38	MTN4030-6547	61	MTN4058-3471	60	MTN403105	59
CCT724319	39	MTN4030-6550	61	MTN4058-3472	60	MTN403114	59
		MTN4030-6551	61	MTN4058-3473	60	MTN403139	59
<b>M</b>							
MTN2380-0319	53	MTN4030-6552	61	MTN5001-0300	50	MTN403160	59
MTN2380-0325	53	MTN4040-3019	59	MTN5001-6000	50	MTN403205	59
MTN2380-0344	53	MTN4040-3035	59	MTN5116-0300	55	MTN403214	59
MTN2380-0414	53	MTN4040-3114	59	MTN5116-6000	55	MTN403239	59
MTN2380-0460	53	MTN4040-3160	59	MTN5126-0300	56	MTN403260	59
MTN2380-0460	53	MTN4040-6503	61	MTN5126-6000	56	MTN403305	59
MTN2380-6034	53	MTN4040-6520	61	MTN5151-0000	49	MTN403314	59
MTN2380-6035	53	MTN4040-6533	61	MTN5152-0000	49	MTN403339	59
MTN2380-6036	53	MTN4040-6534	61	MTN5161-0000	48	MTN403360	59
MTN4010-3019	59	MTN4040-6535	61	MTN5162-0000	48	MTN403405	59
MTN4010-3035	59	MTN4040-6536	61	MTN5165-0000	54	MTN403414	59
MTN4010-3114	59	MTN4040-6547	61	MTN5171-0000	51	MTN403439	59
MTN4010-3160	59	MTN4040-6550	61	MTN5172-0000	51	MTN403460	59
MTN4010-6503	61	MTN4040-6551	61	MTN5180-0000	52	MTN403505	60
MTN4010-6520	61	MTN4040-6552	61	MTN5185-0000	52	MTN403514	60
MTN4010-6533	61	MTN4050-3019	60	MTN5210-6033	58	MTN403539	60
MTN4010-6534	61	MTN4050-3035	60	MTN5210-6034	58	MTN403560	60
MTN4010-6535	61	MTN4050-3114	60	MTN5210-6035	58	MTN403805	60
MTN4010-6536	61	MTN4050-3160	60	MTN5210-6036	58	MTN403814	60
MTN4010-6547	61	MTN4050-6503	62	MTN5210-6050	58	MTN403839	60
MTN4010-6550	61	MTN4050-6520	62	MTN5210-6051	58	MTN403860	60
MTN4010-6551	61	MTN4050-6533	62	MTN5210-6052	58	MTN404103	59
MTN4010-6552	61	MTN4050-6534	62	MTN5215-6033	58	MTN404104	59
MTN4020-3019	59	MTN4050-6535	62	MTN5215-6034	58	MTN404119	59
MTN4020-3035	59	MTN4050-6536	62	MTN5215-6035	58	MTN404203	59
MTN4020-3114	59	MTN4050-6547	62	MTN5215-6036	58	MTN404204	59
MTN4020-3160	59	MTN4050-6550	62	MTN5215-6050	58	MTN404219	59
MTN4020-6503	61	MTN4050-6551	62	MTN5215-6051	58	MTN404303	59
MTN4020-6520	61	MTN4050-6552	62	MTN5215-6052	58	MTN404304	59
MTN4020-6533	61	MTN4051-3470	59	MTN5220-6033	58	MTN404319	59
MTN4020-6534	61	MTN4051-3471	59	MTN5220-6034	58	MTN404403	59
MTN4020-6535	61	MTN4051-3472	59	MTN5220-6035	58	MTN404404	59
MTN4020-6536	61	MTN4051-3473	59	MTN5220-6036	58	MTN404419	59
MTN4020-6547	61	MTN4052-3470	59	MTN5220-6050	58	MTN404503	60
MTN4020-6550	61	MTN4052-3471	59	MTN5220-6051	58	MTN404504	60
MTN4020-6551	61	MTN4052-3472	59	MTN5220-6052	58	MTN404519	60
MTN4020-6552	61	MTN4052-3473	59	MTN5226-6033	58	MTN404803	60
MTN4025-3614	60	MTN4053-3470	59	MTN5226-6034	58	MTN404804	60

# Reference Numbers

Ref	Pages
MTN404819	60
MTN515825	60
MTN515844	60
MTN619119	57
MTN619125	57
MTN619219	57
MTN619225	57
MTN619419	57
MTN619425	57
MTN625114	57
MTN625160	57
MTN625214	57
MTN625260	57
MTN625514	57
MTN625560	57
<b>N</b>	
NU350918	42
NU350930	42
NU350954	42
NU351718	43
NU351730	43
NU351754	43
NU351818	44
NU351830	44
NU351854	44
NU352618	45
NU352630	45
NU352654	45
NU352718	46
NU352730	46
NU352754	46
NU353818	41
NU353830	41
NU353854	41
NU555718	47
NU555730	47
NU555754	47



# Notes

# Notes

# Notes





# Green Premium™

An industry leading portfolio of offers delivering sustainable value



More than 75% of our product sales offer superior transparency on the material content, regulatory information and environmental impact of our products:

- RoHS compliance
- REACH substance information
- Industry leading # of PEP's\*
- Circularity instructions



Discover what we mean by green

[Check your products!](#)

The Green Premium program stands for our commitment to deliver customer valued sustainable performance. It has been upgraded with recognized environmental claims and extended to cover all offers including Products, Services and Solutions.

#### CO<sub>2</sub> and P&L impact through... Resource Performance

Green Premium brings improved resource efficiency throughout an asset's lifecycle. This includes efficient use of energy and natural resources, along with the minimization of CO<sub>2</sub> emissions.

#### Cost of ownership optimization through... Circular Performance

We're helping our customers optimize the total cost of ownership of their assets. To do this, we provide IoT-enabled solutions, as well as upgrade, repair, retrofit, and remanufacture services.

#### Peace of mind through... Well-being Performance

Green Premium products are RoHS and REACH compliant. We're going beyond regulatory compliance with step-by-step substitution of certain materials and substances from our products.

#### Improved sales through... Differentiation

Green Premium delivers strong value propositions through third-party labels and services. By collaborating with third-party organizations we can support our customers in meeting their sustainability goals such as green building certifications.

\*PEP: Product Environmental Profile (i.e. Environmental Product Declaration)

Life Is On | **Schneider**  
Electric

Schneider Electric Industries SAS

35, rue Joseph Monier  
CS 30323  
92506 Rueil Malmaison Cedex  
France

09-2021

© 2021 - Schneider Electric. All Rights Reserved.  
All trademarks are owned by Schneider Electric Industries SAS or its affiliated companies.  
Document reference: LSB03177 EN

This document has been  
printed on recycled paper 