

METEORA XL

made in
HOLLAND

PHILIPS
LED SLM INSIDE

**INTER
NOVA**
PROFESSIONAL LIGHTING

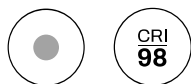


Housing	Aluminium, die cast
Fixture type	3-phase track light
Module	Philips Fortimo SLM LED module
Driver	Philips Xitanium LED driver
Lumen output	1100lm, 2000lm, 3000lm
CCT	2700K, 3000K, 3500K, 4000K, 5700K
CRI	>80Ra, >90Ra
Beam angles	15°, 24°, 40°
Adapter	Powergear® 3-phase adapter included
Rotatable	350°
Tiltable	90°
Expected Lifetime	>50.000h (L90/B50)
Photobiological safety	RG1 unlimited
Power factor	> 0.9
Colour consistency	3 SDCM
Warranty	5 years warranty on LED module and driver

Net Weight	Dimensions carton L x W x H	Qty outer carton
854 grams	9 x 9 x 30 cm	12

LED MODULES

Standard CRI 98



OPTIONS

Dimmable Dimmable Casambi



LED MODULE OPTIONS

Description	Lumen	Watt	Lm/W	CCT	CRI	Description	Lumen	Watt	Lm/W	CCT	CRI
Philips Fortimo SLM G7	1100Lm	7W	157	827, 830	>80Ra						
Philips Fortimo SLM G7	1100Lm	6W	183	840, 857	>80Ra						
Philips Fortimo SLM G7	1100Lm	8W	138	927, 930, 930PW	>90Ra						
Philips Fortimo SLM G7	1100Lm	7W	157	935PW, 940PW	>90Ra						
Full Spectrum	1100Lm	8W	138	930 FS, 940 FS	>98Ra						
Philips Fortimo SLM G7	2000Lm	15W	167	827, 830	>80Ra						
Philips Fortimo SLM G7	2000Lm	12W	167	840, 857	>80Ra						
Philips Fortimo SLM G7	2000Lm	15W	133	927, 930, 930PW	>90Ra						
Philips Fortimo SLM G7	2000Lm	14W	143	935PW, 940PW	>90Ra						
Full Spectrum	2000Lm	17W	118	930 FS, 940 FS	>98Ra						
Philips Fortimo SLM G7	3000Lm	19W	158	827, 830	>80Ra						
Philips Fortimo SLM G7	3000Lm	18W	166	840, 857	>80Ra						
Philips Fortimo SLM G7	3000Lm	22W	136	927, 930, 930PW	>90Ra						
Philips Fortimo SLM G7	3000Lm	20W	150	935PW, 940PW	>90Ra						
Full Spectrum	3000Lm	21W	143	930FS, 940FS	>90Ra						

LED modules

Standard: CRI>80 and >90 in CCT 2700K, 3000K, 4000K

Premium White (PW): for fresh white and depth of colour in retail environments

1) Lumen output of LED module (COB)

2) Mentioned wattage applies for the COB only. Mentioned wattage applies for the most efficient CCT.

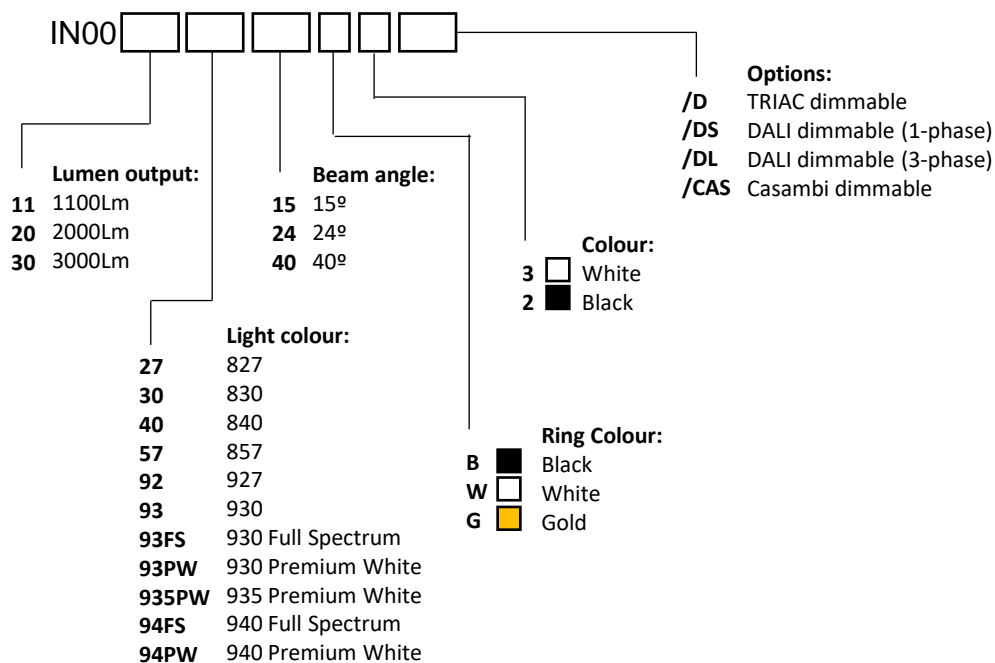
The power of the complete fixture will be slightly higher due to the power consumption of the driver.

3) Values shown are average values and are subject to +/- 10% tolerance (set by international standards). The colour temperature is subject to a tolerance of up to +/- 150 Kelvin compared to the nominal value.

Technical data can be changed by Internova without prior notice.

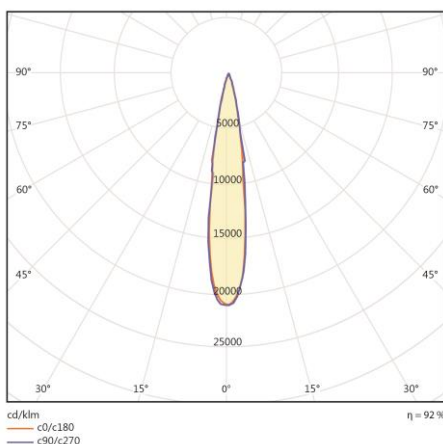
It all starts with light

ARTICLE CODE STRUCTURE

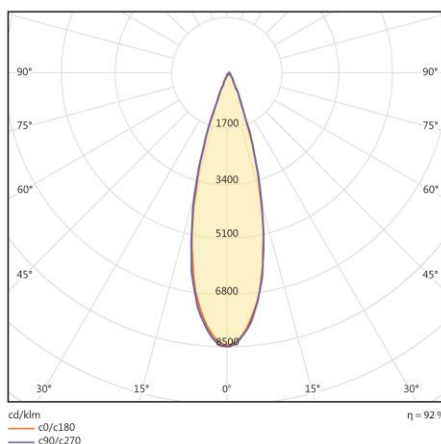


POLAR DIAGRAMS

15°



24°



40°

