

H2OMIT VENT DRAINS



INDUSTRY STANDARDS

Maintains UL/cUL Type 4, 4X rating when properly installed on a UL/cUL Type 4 or 4X enclosure.

UL 508A Listed; Type 4, 4X; File No. E61997
 cUL Listed per CSA C22.2 No 94; Type 4, 4X; File No. E61997

NEMA/EEMAC Type 4, 4X
 IEC 60529, IPx6

APPLICATION

H2OMIT Vent Drains allow accumulated water to drain out the bottom of an enclosure. The UL-approved vent drains also function as an air pressure equalizer, reducing the harmful effects of temperature-induced vacuums that could pull water and moisture into the enclosure.

FEATURES

- Uses gravity to remove collected liquids
- One-way mechanical shut-off when pressure is equalized prevents water and contaminants from entering the enclosure
- Helps reduce corrosion that can limit the life of internal electrical and electronic components
- Installs in a 7/8-in. hole in the bottom of enclosure with provided nut or in a 1/2-in. NPT/NPS threaded conduit hub
- Installs in the bottom of mild steel, aluminum, stainless steel or non-metallic enclosures
- Maintains enclosure's UL Type rating when properly installed

SPECIFICATIONS

Stainless Steel Vent Drain

- Corrosion-resistant polyester material with a Type 304 stainless steel sleeve
- 2.00-in. long x 1.38-in outside diameter

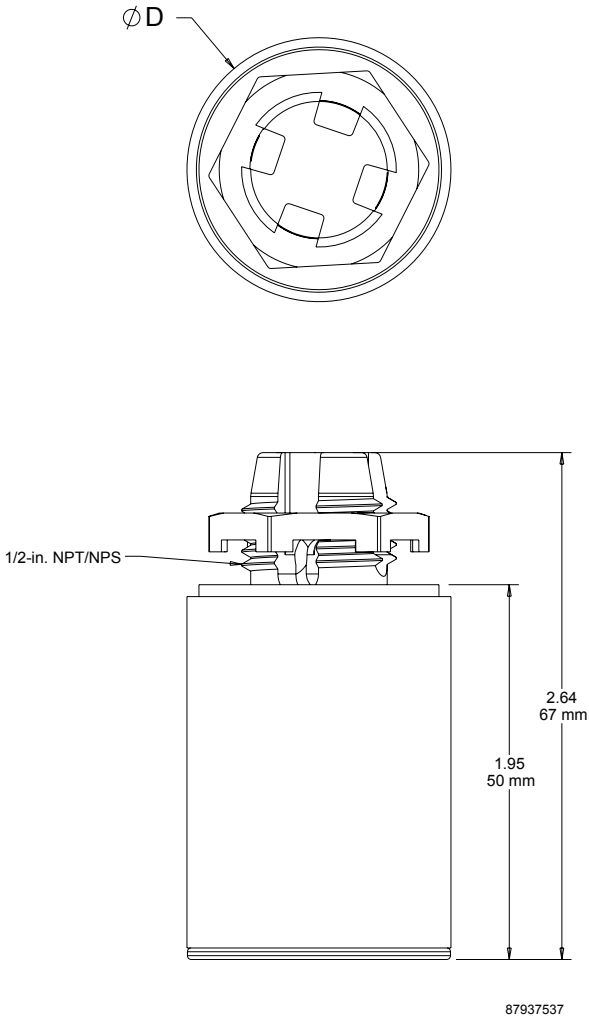
Non-Metallic Drain Vent

- Corrosion-resistant polyester material
- 2.00-in. long x 1.25-in. outside diameter

Performance Data H2OMIT Vent Drains

CATALOG NUMBERS		
	AVDR4NM	AVDR4SS4
UNIT CONSTRUCTION		
Description	Non-metallic Vent Drain	Stainless Steel Vent Drain
D (in./mm)	1.25/32	1.38/35
Quantity	1	1

H2OMIT Vent Drains



H2OMIT THERMOELECTRIC DEHUMIDIFIER



Vent Drain
Sold Separately

INDUSTRY STANDARDS

UL 508A Listed; File No. E61997
cUL Listed per C22.2 No. 14; File No. E61997

CE

APPLICATION

The H2OMIT Thermoelectric Dehumidifier removes moisture from the air within an enclosure, providing an inexpensive yet highly effective way to protect electronic and electrical components from condensation.

FEATURES

- Reduces corrosion that can limit the life of internal electrical and electronic components
- Condenses moisture from internal enclosure air and standing liquids
- Built-in drain provision with plastic hose directs collected moisture to the Vent Drain (sold separately)
- Rotating side air vents direct recirculating air away from critical controls
- Mounts via DIN rail on internal panel or mounts directly onto the inside bottom of enclosure above the Vent Drain (sold separately)
- Can be used in mild steel, aluminum, stainless steel and non-metallic enclosures

SPECIFICATIONS

- High-impact ABS shell
- Operates on 24-Volt DC power
- 4.5 A max. (84 W)
- Runs continuously above 32 F^a (power supply not included)
- Removes 8 oz. of moisture in 24 hours
- Compact 6.00-in. x 5.50-in. x 5.75-in. design
- One Thermoelectric Dehumidifier includes:
 - Four feet of plastic hose
 - Two hose retainers
 - One double-ended hose retainer
 - Six inches of Velcro[®]
 - Seven-inch strip of DIN rail
 - Two mounting screws

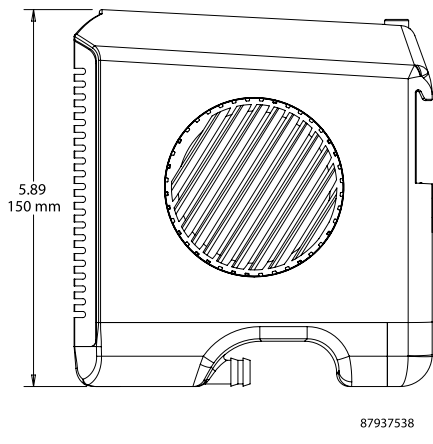
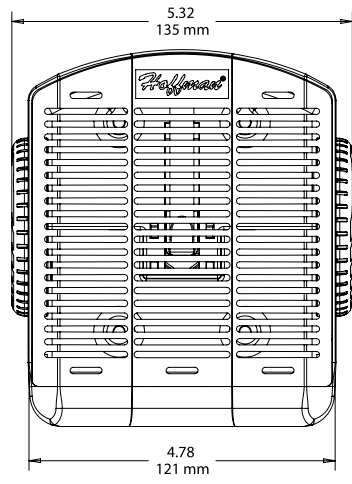
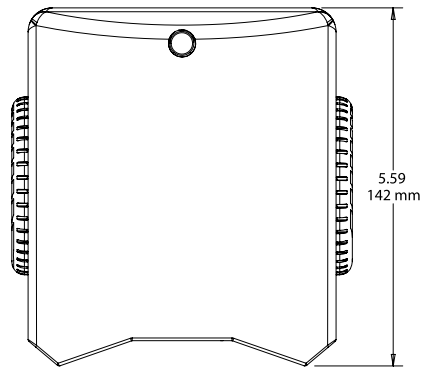
Must be used with UL-certified drain to remove pooled liquid from enclosure.
^aIf continual operation is not desired, a Mechanical Hygrostat (AMHUM) can be wired to the thermoelectric dehumidifier and then set to turn the dehumidifier on at the desired relative humidity.

VELCRO is a trademark of Velcro Industries B.V.

Performance Data **H2OMIT Thermoelectric Dehumidifier**

CATALOG NUMBERS																			
H2OMITTER																			
Dew Point Temperature : Percent Relative Humidity																			
Temp. (° F)	100%	95%	90%	85%	80%	75%	70%	65%	60%	55%	50%	45%	40%	35%	30%	25%	20%	15%	10%
110	110	108	106	104	102	100	98	95	93	90	87	84	80	76	72	65	60	51	41
105	105	103	101	99	97	95	93	91	88	85	83	80	76	72	67	62	55	47	37
100	100	99	97	95	93	91	89	86	84	81	78	75	71	67	63	58	52	44	32
95	95	96	92	90	88	86	87	81	79	76	73	70	67	63	59	54	48	40	32
90	90	88	87	85	83	81	79	79	74	71	68	65	62	59	54	49	43	36	32
85	85	83	81	80	78	76	74	71	69	67	64	61	58	54	50	45	38	32	-
80	80	78	77	75	73	71	69	67	65	62	59	56	53	50	45	40	35	32	-
75	75	73	72	70	68	66	64	62	60	58	55	52	49	45	41	36	32	-	-
70	70	68	67	65	63	61	59	58	55	53	50	47	44	40	37	32	-	-	-
65	65	63	62	60	59	57	55	53	50	48	45	42	40	36	62	-	-	-	-
60	60	58	57	55	53	52	50	48	45	43	41	38	35	32	-	-	-	-	-
55	55	53	52	50	49	47	45	43	40	38	36	33	32	-	-	-	-	-	-
50	50	48	46	45	44	42	40	38	36	34	32	-	-	-	-	-	-	-	-
45	45	43	42	40	39	37	35	34	32	-	-	-	-	-	-	-	-	-	-
40	40	39	37	35	34	32	-	-	-	-	-	-	-	-	-	-	-	-	-
35	35	34	32	-	-	-	-	-	-	-	-	-	-	-	-	-	-	-	-
32	32	-	-	-	-	-	-	-	-	-	-	-	-	-	-	-	-	-	-

Definition: Dew Point is the temperature at which condensation forms. If the temperature of the enclosure is 85 F and the relative humidity is 80 percent, Dew Point is reached at a temperature of 78 F or below. This means that moisture vapor will condense on any surface that is below the Dew Point temperature of 78 F.



87937538