

14 x 51 mm gR cylindrical fuse links



Product description

Eaton's Bussmann® series 14 x 51 mm cylindrical class gR fuse links are used to protect AC/DC drives and semi conductors.

Standard features

- Compact design
- Available with or without indicator
- Compatible with Eaton's Bussmann series CH modular fuse holders (data sheet number 10080)

Catalogue symbol

- FWP-(amp)G14F without indicator
- FWP-(amp)G14FI with indicator

Fuse link size

- 14 x 51 mm

Technical data

- Rated voltage: 690 V a.c./500 V d.c.
- Rated current: 4 to 50 A
- Breaking capacity: 200 kA a.c./ 50 kA d.c.
- Class of operation: gR

Standards/Approvals

- IEC 60269-4
- UL 248-13

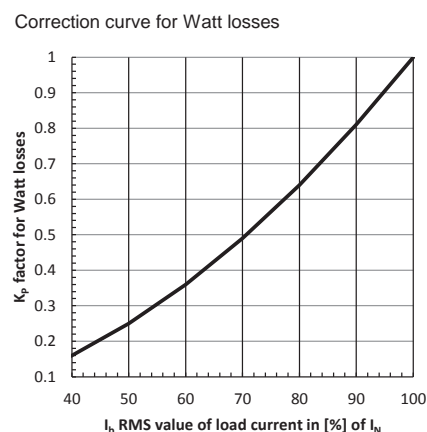
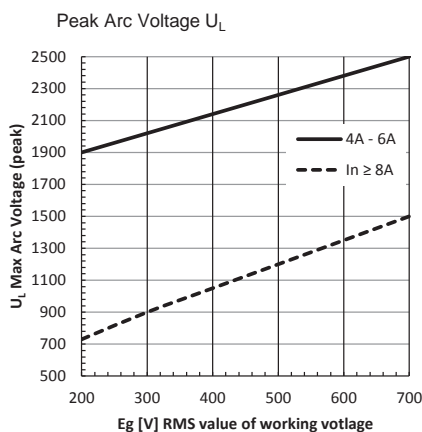
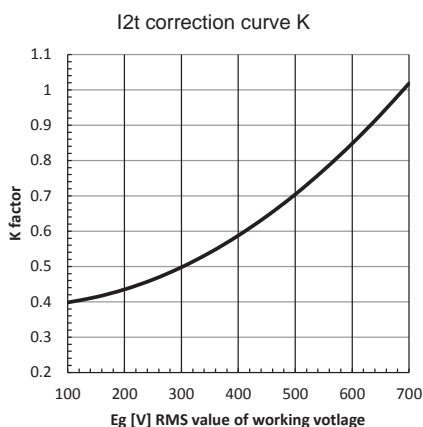
Packaging

- MOQ: 10

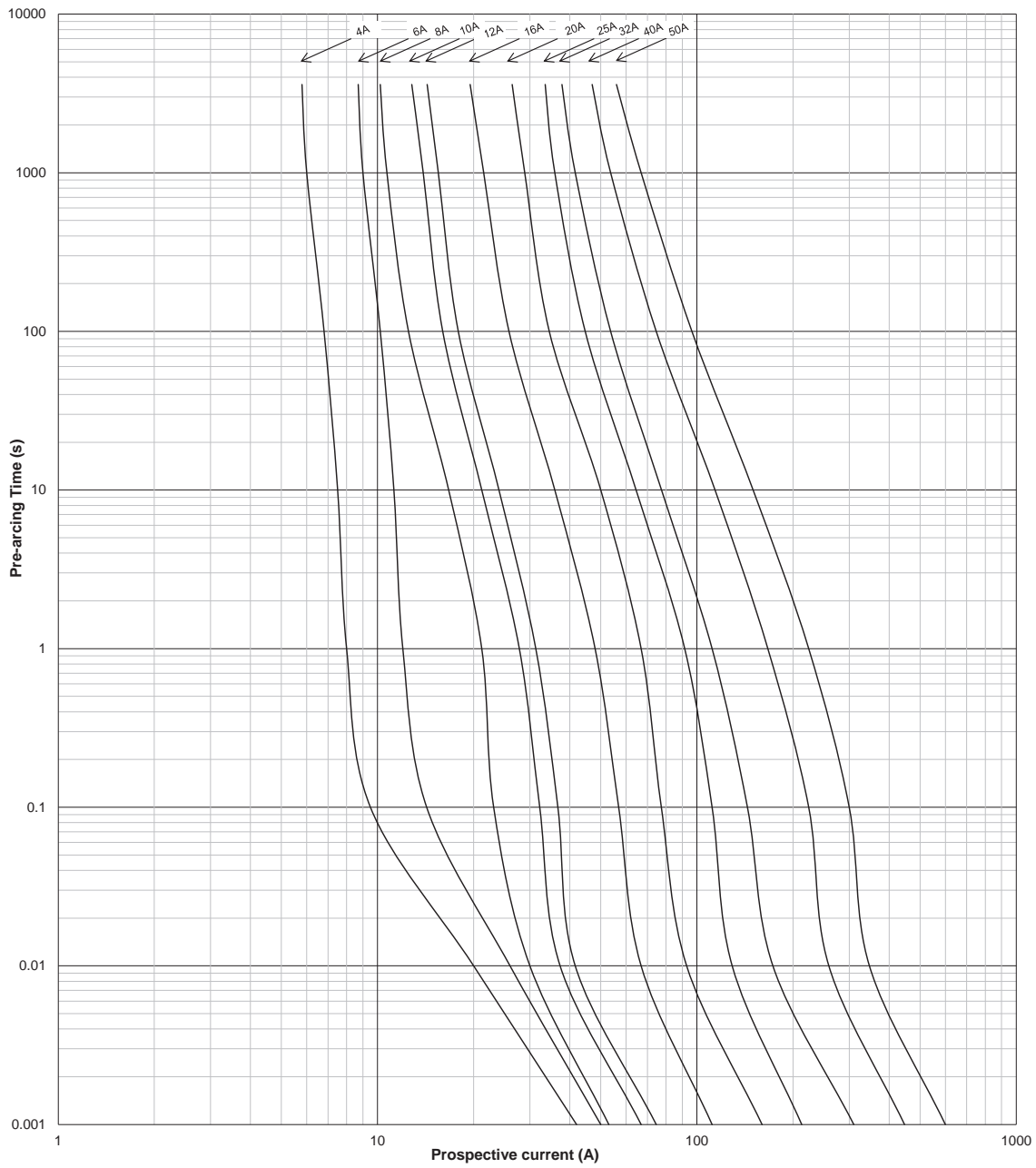
Table 1. Technical Data

Catalogue number without indicator	Catalogue number with indicator	Rated current (A)	Rated voltage	Pre-arcing I ² t	Total I ² t at 690 V a.c.	Power loss at 80% I _n (W)	Power loss at I _n (W)
FWP-4G14F	-	4	690 V a.c./500 V d.c.	5.6	17	1.56	2.94
FWP-6G14F	-	6	690 V a.c./500 V d.c.	16	48	2.25	4.2
FWP-8G14F	FWP-8G14FI	8	690 V a.c./500 V d.c.	3.8	30	1.18	2
FWP-10G14F	FWP-10G14FI	10	690 V a.c./500 V d.c.	5.9	47	1.41	2.52
FWP-12G14F	FWP-12G14FI	12	690 V a.c./500 V d.c.	8.4	68	1.95	3.54
FWP-16G14F	FWP-16G14FI	16	690 V a.c./500 V d.c.	15	120	2.67	4.83
FWP-20G14F	FWP-20G14FI	20	690 V a.c./500 V d.c.	27	170	2.91	5.4
FWP-25G14F	FWP-25G14FI	25	690 V a.c./500 V d.c.	53	333	3.38	6
FWP-32G14F	FWP-32G14FI	32	690 V a.c./500 V d.c.	108	679	3.72	6.93
FWP-40G14F	FWP-40G14FI	40	690 V a.c./500 V d.c.	211	1331	4.13	7.52
FWP-50G14F	FWP-50G14FI	50	690 V a.c./500 V d.c.	350	2200	5.36	9.8

Correction curves

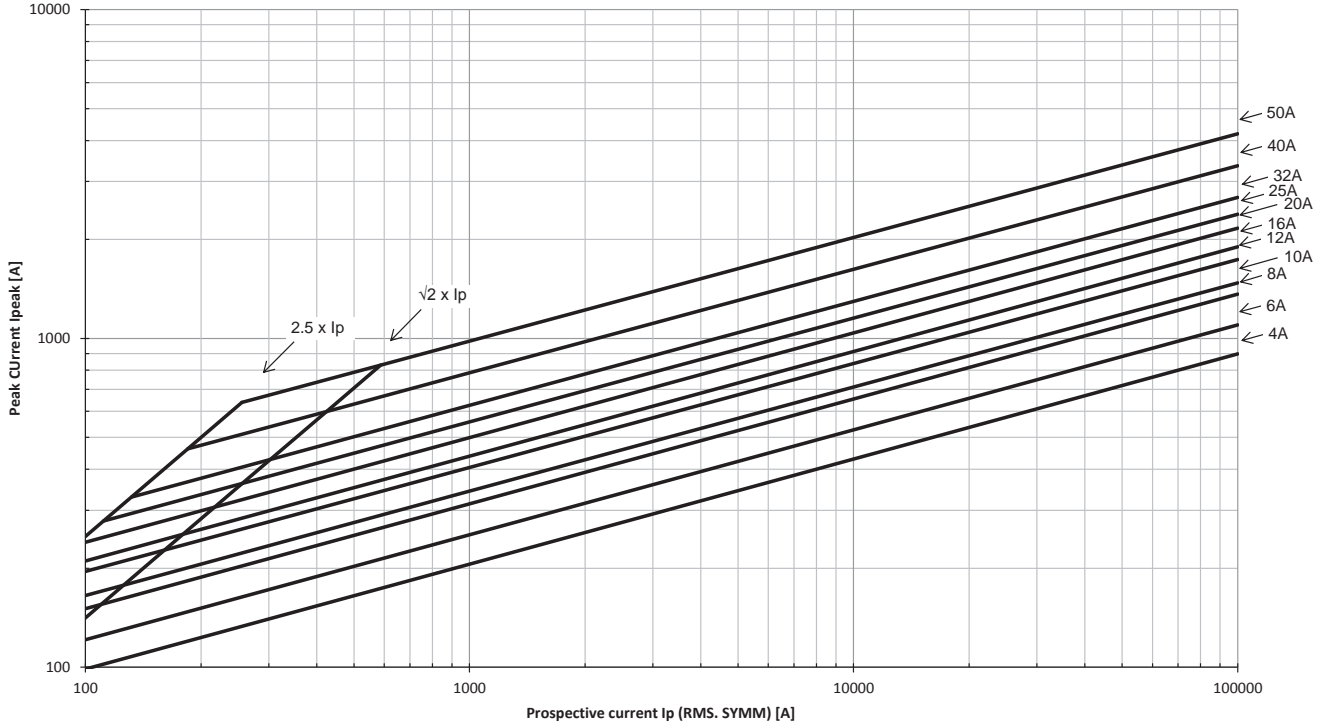


Time-current curve

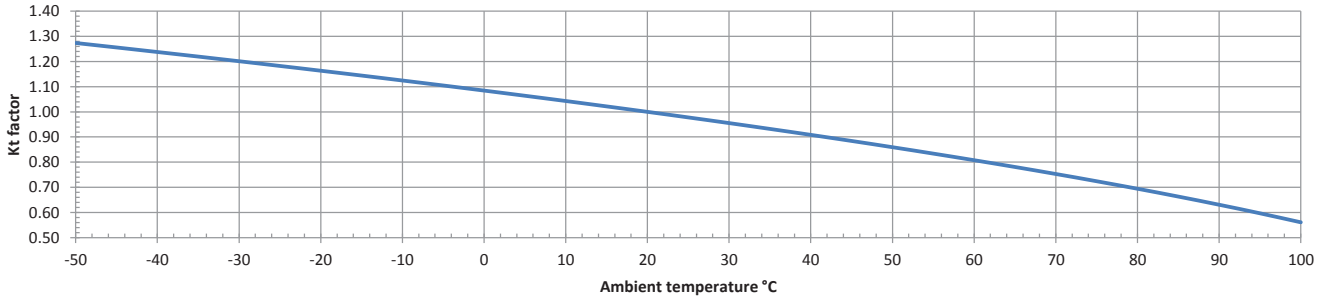


Cut-off characteristics

Peak let through current (I_{peak}) vs. Prospective Short Circuit Current in SYMM. RMS value, 50Hz / p.f. > 0.15



Ambient temperature derating curve Kt



Changes to the products, to the information contained in this document, and to prices are reserved; so are errors and omissions. Only order confirmations and technical documentation by Eaton is binding. Photos and pictures also do not warrant a specific layout or functionality. Their use in whatever form is subject to prior approval by Eaton. The same applies to Trademarks (especially Eaton, Moeller, and Cutler-Hammer). The Terms and Conditions of Eaton apply, as referenced on Eaton Internet pages and Eaton order confirmations.

Eaton
 EMEA Headquarters
 Route de la Longeraie 7
 1110 Morges, Switzerland

Eaton Electrical Products Limited
 Unit 1, Hawker Business Park
 Melton Road
 Burton-on-the-Wolds
 Leicestershire, LE12 5TH
 United Kingdom

© 2021 Eaton
 All Rights Reserved
 PDF only
 Publication No. 10468
 April 2021

Eaton is a registered trademark.

All other trademarks are property of their respective owners.