

www.eaton.eu

Add-On Distribution Board xEnergy Light



Productcatalogue 2017



EATON

Powering Business Worldwide



Energizing a world that demands more.

We deliver:

- **Electrical solutions** that use less energy, improve power reliability and make the places we live and work safer and more comfortable
- **Hydraulic and electrical solutions** that enable machines to deliver more productivity without wasting power
- **Aerospace solutions** that make aircraft lighter, safer and less costly to operate, and help airports operate more efficiently
- **Vehicle drivetrain and powertrain solutions** that deliver more power to cars, trucks and buses, while reducing fuel consumption and emissions

Discover today's Eaton.

Powering business worldwide

As a global power management company, we help customers worldwide manage the power needed for buildings, aircraft, trucks, cars, machinery and businesses.

Eaton's innovative technologies help customers manage electrical, hydraulic and mechanical power more reliably, efficiently, safely and sustainably.

We provide integrated solutions that help make energy, in all its forms, more practical and accessible.

With 2016 sales \$19.7 billion, Eaton has approximately 95,000 employees around the world and sells products in more than 175 countries.

Eaton.com

EATON

Powering Business Worldwide

Add-On Distribution Boards

xEnergy Light Add-On Distribution Boards

Power Distribution Boards

VT29210



VT29310



- Floor-standing enclosure (with removable bottom, top, side and rear panels)
- IP40 or IP55
- Protection class I
- Easy-to-take-apart
- Add-on design
- Accessories are delivered with screws and connecting material
- Compatible with the Profi+ installation system

Sub Distribution Boards Profi+

wa_vt28213



Sub Distribution Boards IVS

- Compatible with the IVS installation system
- Compatible with xEnergy
- Compatible with EP installation system
- 1600 A rated current
- Delivery pre-assembled or in single parts (flatpack)

Sub Distribution Boards EP

wa_vt27913



Control Enclosures


Add-On Distribution Boards

xEnergy Light Add-On Distribution Boards – Universal Mounting System


Side / rear panels
 XVTL-(S)/R (IP40),
 XVTL-MP(S)/R (IP55)



XVTL-BRA brackets for fixing vertical profiles and mounting plates



Detail



XVTL-BRA

XVTL-VP

BPZ-MPL mounting plates
 100, 200, 300, 400, 500 mm high



XVTL-IZM
 transverse support for IZM



XVTL-MP-.-MIB horizontal profile



XVTL-HP, XVTL-HP/L
 horizontal profiles




XSFH
 vertical profiles



XVTL-BRA/IC250
 bracket for fixing the BPZ-MPLSASY
 mounting plate

XVTL-BRA/M, XVTL-BRA/L brackets used for
 fixing vertical profiles and for fixing the
 mounting plate in the middle



XVTL-VP vertical
 profiles
 475, 975 and
 1850 mm high



Detail



XVTL-SO..., XAP plinth
 100 and 200 mm high



Front panels
 XVTL-SO100/F..
 XVTL-SO200/F..

Side panels
 XVTL-SO100/S.., XVTL-SO200/S..
 Side panels (with cut-out)
 XVTL-SO100/EF/S, XVTL-SO200/EF/S

Add-On Distribution Boards

xEnergy Light Add-On Distribution Boards - Universal Mounting System


Top covers

XVTL-MP/T.. (IP55)
Top cover

XVTL-MP/T/EF (IP55)
Top cover with cut-outs
prepared for F3A cable
insertion flanges

XSFB
Frames

XVTL-DA-F
Door arrester set



Lock
3-point door lock thanks to a clip-down
handle with rod lock.
Clip-down handle can be equipped with
a semi-cylinder lock, if required.



Hinge
Opening angle larger than 105°
Quick mounting and removing of doors



Cable strain relief rails
XAR... C-Profile
XVTL-AB... L-Profile



Example illustration




Bottom cover panels

XSPBAC
Without shift-back flange,
35 or 110 mm deep

XSPBA
With shift-back flange,
60 - 75 mm deep, for thin cables

XVTL-BP/JL...
With shift-back flange,
90 - 105 mm deep, for thick cables



Add-On Distribution Boards

Delivery pre-assembled or in single parts (flatpack)

Ordering example

Pre-assembled enclosure

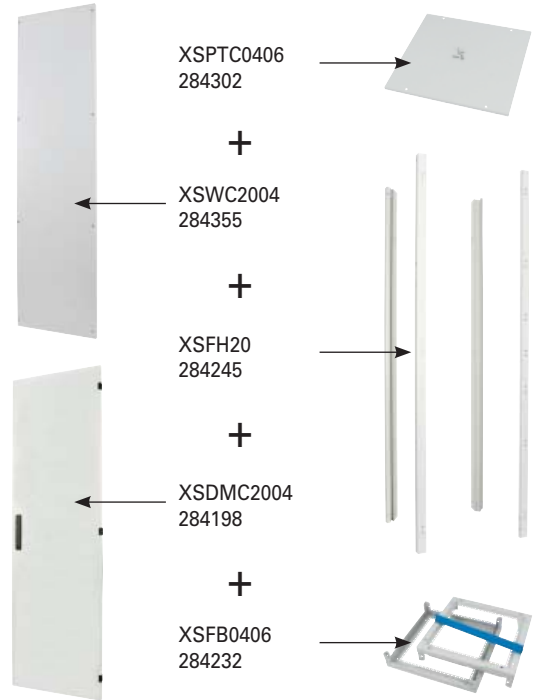
XVTL-MP/BF-4/6/20
114528



Example illustration

≡
equals

Flatpack



Add-On Distribution Boards

xEnergy Light Add-On Distribution Board, IP40¹⁾ Degree of Protection

Width (mm) / Depth (mm)	Type Designation	Article No.	Units per package
-------------------------	------------------	-------------	-------------------

XVTL-BF Basic Fragmentary Equipment (IP40)¹⁾ consisting of Frame, Rear Panel, Door and solid Top Cover

- PRE-ASSEMBLED
- Width 1000 and 1200 use double-wing door
- Left-hinged door

vi01317



Example illustration

Height 1400 mm

600/300	XVTL-BF-6/3/14	114385	1
---------	----------------	--------	---

Height 1600 mm

425/300	XVTL-BF-4/3/16	114386	1
600/300	XVTL-BF-6/3/16	114387	1
600/400	XVTL-BF-6/4/16	114388	1
600/600	XVTL-BF-6/6/16	114389	1
800/300	XVTL-BF-8/3/16	114390	1
800/400	XVTL-BF-8/4/16	114391	1
800/600	XVTL-BF-8/6/16	114392	1
1000/300	XVTL-BF-10/3/16	114393	1
1000/400	XVTL-BF-10/4/16	114394	1
1000/600	XVTL-BF-10/6/16	114395	1
1200/300	XVTL-BF-12/3/16	114396	1
1200/400	XVTL-BF-12/4/16	114397	1
1200/600	XVTL-BF-12/6/16	114398	1

Height 1800 mm

600/300	XVTL-BF-6/3/18	114399	1
600/400	XVTL-BF-6/4/18	114400	1
600/500	XVTL-BF-6/5/18	114401	1
600/600	XVTL-BF-6/6/18	114402	1
800/300	XVTL-BF-8/3/18	114403	1
800/400	XVTL-BF-8/4/18	114404	1
800/500	XVTL-BF-8/5/18	114405	1
800/600	XVTL-BF-8/6/18	114406	1
1000/300	XVTL-BF-10/3/18	114407	1
1000/400	XVTL-BF-10/4/18	114408	1
1000/500	XVTL-BF-10/5/18	114409	1
1000/600	XVTL-BF-10/6/18	114410	1
1200/300	XVTL-BF-12/3/18	114411	1
1200/400	XVTL-BF-12/4/18	114412	1
1200/500	XVTL-BF-12/5/18	114413	1
1200/600	XVTL-BF-12/6/18	114414	1

Height 2000 mm

425/300	XVTL-BF-4/3/20	114415	1
425/400	XVTL-BF-4/4/20	114416	1
425/500	XVTL-BF-4/5/20	114417	1
425/600	XVTL-BF-4/6/20	114418	1
425/800	XVTL-BF-4/8/20	114419	1
600/300	XVTL-BF-6/3/20	114420	1
600/400	XVTL-BF-6/4/20	114421	1
600/500	XVTL-BF-6/5/20	114422	1
600/600	XVTL-BF-6/6/20	114423	1
600/800	XVTL-BF-6/8/20	114424	1
800/300	XVTL-BF-8/3/20	114425	1
800/400	XVTL-BF-8/4/20	114426	1
800/500	XVTL-BF-8/5/20	114427	1
800/600	XVTL-BF-8/6/20	114428	1
800/800	XVTL-BF-8/8/20	114429	1
1000/300	XVTL-BF-10/3/20	114430	1
1000/400	XVTL-BF-10/4/20	114431	1
1000/500	XVTL-BF-10/5/20	114432	1
1000/600	XVTL-BF-10/6/20	114433	1
1000/800	XVTL-BF-10/8/20	114434	1
1200/300	XVTL-BF-12/3/20	114435	1
1200/400	XVTL-BF-12/4/20	114436	1
1200/500	XVTL-BF-12/5/20	114437	1
1200/600	XVTL-BF-12/6/20	114438	1
1200/800	XVTL-BF-12/8/20	114439	1

Note: ¹⁾ sealing set XAC and section connection clip XACC as well as section connection bracket XACB are to be ordered for add-on connection always separately.

Add-On Distribution Boards

For Height (mm)	For Depth (mm)	Type Designation	Article No.	Units per package
-----------------	----------------	------------------	-------------	-------------------

XVTL-S Side Panel (IP40) 1 Pair – incl. Screws

• Scope of delivery: 1 pair

wa_vt25213



1400	300	XVTL-S-3/14-PAIR	116166	1
	400	XVTL-S-4/14-PAIR	187913	1
1600	300	XVTL-S-3/16-PAIR	116167	1
	400	XVTL-S-4/16-PAIR	116171	1
	600	XVTL-S-6/16-PAIR	116179	1
1800	300	XVTL-S-3/18-PAIR	116168	1
	400	XVTL-S-4/18-PAIR	116172	1
	500	XVTL-S-5/18-PAIR	116176	1
	600	XVTL-S-6/18-PAIR	116180	1
2000	300	XVTL-S-3/20-PAIR	116169	1
	400	XVTL-S-4/20-PAIR	116173	1
	500	XVTL-S-5/20-PAIR	116177	1
	600	XVTL-S-6/20-PAIR	116181	1
	800	XVTL-S-8/20-PAIR	116185	1

For Height (mm)	For Depth (mm)	Type Designation	Article No.	Units per package
-----------------	----------------	------------------	-------------	-------------------


XVTL-R Rear Panel (IP40) – incl. Screws

wa_vt25213




1400	600	XVTL-R-6/14	116188	1
1600	425	XVTL-R-4/16	116186	1
	600	XVTL-R-6/16	116189	1
	800	XVTL-R-8/16	116192	1
	1000	XVTL-R-10/16	116195	1
	1200	XVTL-R-12/16	116198	1
1800	600	XVTL-R-6/18	116190	1
	800	XVTL-R-8/18	116193	1
	1000	XVTL-R-10/18	116196	1
	1200	XVTL-R-12/18	116199	1
2000	425	XVTL-R-4/20	116187	1
	600	XVTL-R-6/20	116191	1
	800	XVTL-R-8/20	116194	1
	1000	XVTL-R-10/20	116197	1
	1200	XVTL-R-12/20	116200	1

Add-On Distribution Boards

	Width (mm)	Depth (mm)	Type Designation	Article No.	Units per package
XSPBM Top- or Bottom Cover (IP30) split – incl. Screws					
	425	300	XSPBM0403	132953	1
		400	XSPBM0404	284286	1
		500	XSPBM0405	132954	1
		600	XSPBM0406	284287	1
		800	XSPBM0408	284288	1
	600	300	XSPBM0603	132955	1
		400	XSPBM0604	284289	1
		500	XSPBM0605	132956	1
		600	XSPBM0606	284290	1
		800	XSPBM0608	284291	1
	800	300	XSPBM0803	132957	1
		400	XSPBM0804	284292	1
		500	XSPBM0805	132958	1
		600	XSPBM0806	284293	1
		800	XSPBM0808	284294	1
	850	300	XSPBM08503	143364	1
		400	XSPBM08504	143365	1
		500	XSPBM08505	143366	1
		600	XSPBM08506	143367	1
		800	XSPBM08508	143368	1
	1000	300	XSPBM1003	132959	1
		400	XSPBM1004	284295	1
		500	XSPBM1005	132960	1
		600	XSPBM1006	284296	1
		800	XSPBM1008	104530	1
	1100	300	XSPBM1103	143369	1
		400	XSPBM1104	143370	1
		500	XSPBM1105	143371	1
		600	XSPBM1106	143372	1
		800	XSPBM1108	133008	1
	1200	300	XSPBM1203	132961	1
		400	XSPBM1204	132962	1
		500	XSPBM1205	132963	1
	1350	300	XSPBM13503	143373	1
		400	XSPBM13504	143374	1
		500	XSPBM13505	143375	1
		600	XSPBM13506	143376	1
		800	XSPBM13508	133009	1

Add-On Distribution Boards

	Width (mm)	Depth (mm)	Type Designation	Article No.	Units per package
XAD Top Cover (IP31) protective shield – incl. Screws					
	425	400	XAD0404	283484	1
		500	XAD0405	143286	1
		600	XAD0406	283485	1
		800	XAD0408	283486	1
	600	400	XAD0604	283487	1
		500	XAD0605	143287	1
		600	XAD0606	283488	1
		800	XAD0608	283489	1
	800	400	XAD0804	283810	1
		500	XAD0805	143288	1
		600	XAD0806	283811	1
		800	XAD0808	283812	1
	850	400	XAD08504	143289	1
		500	XAD08505	143290	1
		600	XAD08506	143291	1
		800	XAD08508	143292	1
	1000	400	XAD1004	283813	1
		500	XAD1005	143293	1
		600	XAD1006	283814	1
		800	XAD1008	283815	1
	1100	400	XAD1104	143294	1
		500	XAD1105	143295	1
		600	XAD1106	143296	1
		800	XAD1108	133010	1
	1200	400	XAD1204	143297	1
		500	XAD1205	143298	1
		600	XAD1206	283816	1
		800	XAD1208	283817	1
	1350	400	XAD13504	143299	1
		500	XAD13505	143300	1
		600	XAD13506	143301	1
		800	XAD13508	133011	1

Add-On Distribution Boards

xEnergy Light Add-On Distribution Board, IP55¹⁾ Degree of Protection

Width (mm) / Depth (mm)	Type Designation	Article No.	Units per package
-------------------------	------------------	-------------	-------------------

XVTL-MP/BF Basic Fragmentary Equipment (IP55)¹⁾ consisting of Frame, Rear Panel, Door and solid Top Cover

- PRE-ASSEMBLED
- Width 1000 and 1200 use double-wing door
- Left-hinged door

vi01317



Height 1400 mm

600/300	XVTL-MP/BF-6/3/14	114495	1
---------	-------------------	--------	---

Height 1600 mm

425/300	XVTL-MP/BF-4/3/16	114496	1
600/300	XVTL-MP/BF-6/3/16	114497	1
600/400	XVTL-MP/BF-6/4/16	114498	1
600/600	XVTL-MP/BF-6/6/16	114499	1
800/300	XVTL-MP/BF-8/3/16	114500	1
800/400	XVTL-MP/BF-8/4/16	114501	1
800/600	XVTL-MP/BF-8/6/16	114502	1
1000/300	XVTL-MP/BF-10/3/16	114503	1
1000/400	XVTL-MP/BF-10/4/16	114504	1
1000/600	XVTL-MP/BF-10/6/16	114505	1
1200/300	XVTL-MP/BF-12/3/16	114506	1
1200/400	XVTL-MP/BF-12/4/16	114507	1
1200/600	XVTL-MP/BF-12/6/16	114508	1

Height 1800 mm

600/300	XVTL-MP/BF-6/3/18	114509	1
600/400	XVTL-MP/BF-6/4/18	114510	1
600/500	XVTL-MP/BF-6/5/18	114511	1
600/600	XVTL-MP/BF-6/6/18	114512	1
800/300	XVTL-MP/BF-8/3/18	114513	1
800/400	XVTL-MP/BF-8/4/18	114514	1
800/500	XVTL-MP/BF-8/5/18	114515	1
800/600	XVTL-MP/BF-8/6/18	114516	1
1000/300	XVTL-MP/BF-10/3/18	114517	1
1000/400	XVTL-MP/BF-10/4/18	114518	1
1000/500	XVTL-MP/BF-10/5/18	114519	1
1000/600	XVTL-MP/BF-10/6/18	114520	1
1200/300	XVTL-MP/BF-12/3/18	114521	1
1200/400	XVTL-MP/BF-12/4/18	114522	1
1200/500	XVTL-MP/BF-12/5/18	114523	1
1200/600	XVTL-MP/BF-12/6/18	114524	1

Height 2000 mm

425/300	XVTL-MP/BF-4/3/20	114525	1
425/400	XVTL-MP/BF-4/4/20	114526	1
425/500	XVTL-MP/BF-4/5/20	114527	1
425/600	XVTL-MP/BF-4/6/20	114528	1
425/800	XVTL-MP/BF-4/8/20	114529	1
600/300	XVTL-MP/BF-6/3/20	114530	1
600/400	XVTL-MP/BF-6/4/20	114531	1
600/500	XVTL-MP/BF-6/5/20	114532	1
600/600	XVTL-MP/BF-6/6/20	114533	1
600/800	XVTL-MP/BF-6/8/20	114534	1
800/300	XVTL-MP/BF-8/3/20	114535	1
800/400	XVTL-MP/BF-8/4/20	114536	1
800/500	XVTL-MP/BF-8/5/20	114537	1
800/600	XVTL-MP/BF-8/6/20	114538	1
800/800	XVTL-MP/BF-8/8/20	114539	1
1000/300	XVTL-MP/BF-10/3/20	114540	1
1000/400	XVTL-MP/BF-10/4/20	114541	1
1000/500	XVTL-MP/BF-10/5/20	114542	1
1000/600	XVTL-MP/BF-10/6/20	114543	1
1000/800	XVTL-MP/BF-10/8/20	114544	1
1200/300	XVTL-MP/BF-12/3/20	114545	1
1200/400	XVTL-MP/BF-12/4/20	114546	1
1200/500	XVTL-MP/BF-12/5/20	114547	1
1200/600	XVTL-MP/BF-12/6/20	114548	1
1200/800	XVTL-MP/BF-12/8/20	114549	1

Note: ¹⁾ sealing set XAC55 and section connection clip XACC as well as section connection bracket XACB are to be ordered for add-on connection always separately.

Add-On Distribution Boards

xEnergy_light XVTL-IVS Add-On Distribution Board, IP55¹⁾ Degree of Protection

Width (mm) / Depth (mm)	Type Designation	Article No.	Units per package
-------------------------	------------------	-------------	-------------------

XVTL-MP/BX...-IVS Basic Fragmentary Equipment (IP55)¹⁾ consisting of Frame, Rear Panel, Door with XALP-N (Clip-Down Handle), Top Cover (prepared for flanges F3A), Support System to accommodate the IVS installation units, Frame Covers and pre-mounted insulated Support Brackets. For IVS installation units see catalogue for IVS distribution system.

- Prepared for IVS distribution system
- PRE-ASSEMBLED
- Width 1000 up to 1350 use double-wing door
- Left-hinged door

wa_vt28413



Height 1600 mm

425/300	XVTL-MP/BX-4/3/16-IVS	158061	1
600/300	XVTL-MP/BX-6/3/16-IVS	158063	1
800/300	XVTL-MP/BX-8/3/16-IVS	158065	1
1100/300	XVTL-MP/BX-11/3/16-IVS	153516	1
1200/300	XVTL-MP/BX-12/3/16-IVS	158076	1
1350/300	XVTL-MP/BX-135/3/16-IVS	153518	1
425/400	XVTL-MP/BX-4/4/16-IVS	158067	1
600/400	XVTL-MP/BX-6/4/16-IVS	158069	1
800/400	XVTL-MP/BX-8/4/16-IVS	158071	1
1000/400	XVTL-MP/BX-11/4/16-IVS	153517	1
1200/400	XVTL-MP/BX-12/4/16-IVS	158074	1
1350/400	XVTL-MP/BX-135/4/16-IVS	153519	1

Height 2000 mm

425/300	XVTL-MP/BX-4/3/20-IVS	158062	1
600/300	XVTL-MP/BX-6/3/20-IVS	158064	1
800/300	XVTL-MP/BX-8/3/20-IVS	158066	1
1000/300	XVTL-MP/BX-11/3/20-IVS	153530	1
1200/300	XVTL-MP/BX-12/3/20-IVS	158075	1
1350/300	XVTL-MP/BX-135/3/20-IVS	153532	1
425/400	XVTL-MP/BX-4/4/20-IVS	158068	1
600/400	XVTL-MP/BX-6/4/20-IVS	158070	1
800/400	XVTL-MP/BX-8/4/20-IVS	158072	1
1000/400	XVTL-MP/BX-11/4/20-IVS	153531	1
1200/400	XVTL-MP/BX-12/4/20-IVS	158073	1
1350/400	XVTL-MP/BX-135/4/20-IVS	153533	1

XVTL-MP/BX...-IVS-WM Basic Fragmentary Equipment (IP55)¹⁾ consisting of Frame, Rear Panel, Door with XALP-N (Clip-Down Handle), Top Cover (prepared for flanges F3A), reduced Support System to accommodate the IVS installation units, Frame Covers and pre-mounted insulated Support Brackets. For IVS installation units see catalogue for IVS distribution system.

- Prepared for IVS distribution system
- PRE-ASSEMBLED
- Width 1000 up to 1350 use double-wing door

Height 2000 mm

425/400	XVTL-MP/BX-4/4/20-IVS-WM	187973	1
600/400	XVTL-MP/BX-6/4/20-IVS-WM	187974	1
800/400	XVTL-MP/BX-8/4/20-IVS-WM	187975	1
1000/400	XVTL-MP/BX-11/4/20-IVS-WM	187976	1
1350/400	XVTL-MP/BX-135/4/20-IVS-WM	187977	1

Note: ¹⁾ sealing set XAC55 and section connection clip XACC as well as section connection bracket XACB are to be ordered for add-on connection always separately.

Add-On Distribution Boards

	For Height (mm)	For Depth (mm)	Type Designation	Article No.	Units per package
--	-----------------	----------------	------------------	-------------	-------------------

Set of Cover Frames for IVS distribution system – incl. Screws

wa_vt23013



1600	425		XVTL-IVS-4/16	115229	1
	600		XVTL-IVS-6/16	115231	1
	800		XVTL-IVS-8/16	115233	1
	1100		XVTL-IVS-11/16	153534	1
	1200		XVTL-IVS-12/16	115235	1
	1350		XVTL-IVS-135/16	153535	1
2000	425		XVTL-IVS-4/20	115230	1
	600		XVTL-IVS-6/20	115232	1
	800		XVTL-IVS-8/20	115234	1
	1100		XVTL-IVS-11/20	153536	1
	1200		XVTL-IVS-12/20	115236	1
	1350		XVTL-IVS-135/20	153537	1

	For Height (mm)	For Depth (mm)	Depth (mm)	Type Designation	Article No.	Units per package
--	-----------------	----------------	------------	------------------	-------------	-------------------

Support System for IVS distribution system to accommodate the IVS installation units – including insulated support brackets Z-IVS-IH4, including fixing material

wa_vt18513



1600	425	300	BPZ-TG-400/16/3-IVS	112959	1
	600	300	BPZ-TG-600/16/3-IVS	112961	1
	830	300	BPZ-TG-830/16/3-IVS	112963	1
	1100	300	BPZ-TG-1100/16/3-IVS	153538	1
	1200	300	BPZ-TG-1200/16/3-IVS	112965	1
	1350	300	BPZ-TG-1350/16/3-IVS	153540	1
	425	400	XVTL-TG-400/16/4-IVS	116056	1
	600	400	XVTL-TG-600/16/4-IVS	116058	1
	800	400	XVTL-TG-800/16/4-IVS	116070	1
	1100	400	XVTL-TG-1100/16/4-IVS	153539	1
	1200	400	XVTL-TG-1200/16/4-IVS	116072	1
	1350	400	XVTL-TG-1350/16/4-IVS	153541	1
	2000	425	300	BPZ-TG-400/20/3-IVS	112960
600		300	BPZ-TG-600/20/3-IVS	112962	1
830		300	BPZ-TG-830/20/3-IVS	112964	1
1100		300	BPZ-TG-1100/20/3-IVS	153542	1
1200		300	BPZ-TG-1200/20/3-IVS	112966	1
1350		300	BPZ-TG-1350/20/3-IVS	153544	1
425		400	XVTL-TG-400/20/4-IVS	116057	1
600		400	XVTL-TG-600/20/4-IVS	116059	1
800		400	XVTL-TG-800/20/4-IVS	116071	1
1100		400	XVTL-TG-1100/20/4-IVS	153543	1
1200		400	XVTL-TG-1200/20/4-IVS	116073	1
1350		400	XVTL-TG-1350/20/4-IVS	153545	1

Add-On Distribution Boards

xEnergy_light XVTL-EP Add-On Distribution Board, IP55¹⁾ Degree of Protection

Width (mm) / Depth (mm)	Type Designation	Article No.	Units per package
-------------------------	------------------	-------------	-------------------

Basic configuration XVTL-MP/BF...-EP (IP55)¹⁾ consisting of frame, back plate, door, top plate (prepared for F3A flange), base frame to install EP-modules, insulating surround frame.

- prepared for installation system EP
- PRE-ASSEMBLED
- in width 425, 600, 850, 1100, 1350 mm
- width 1100 and 1350 mm with double-wing doors
- EP-modules see EP installations system catalogue
- Left-hinged door

Height 2000 mm

425/300	XVTL-MP/BX-4/3/20-EP	158087	1
425/400	XVTL-MP/BX-4/4/20-EP	158088	1
425/500	XVTL-MP/BX-4/5/20-EP	158089	1
425/600	XVTL-MP/BX-4/6/20-EP	158090	1
425/800	XVTL-MP/BX-4/8/20-EP	158091	1
600/300	XVTL-MP/BX-6/3/20-EP	158092	1
600/400	XVTL-MP/BX-6/4/20-EP	158093	1
600/500	XVTL-MP/BX-6/5/20-EP	158094	1
600/600	XVTL-MP/BX-6/6/20-EP	158095	1
600/800	XVTL-MP/BX-6/8/20-EP	158096	1
850/300	XVTL-MP/BX-85/3/20-EP	158097	1
850/400	XVTL-MP/BX-85/4/20-EP	158098	1
850/500	XVTL-MP/BX-85/5/20-EP	158099	1
850/600	XVTL-MP/BX-85/6/20-EP	158100	1
850/800	XVTL-MP/BX-85/8/20-EP	158101	1
1100/300	XVTL-MP/BX-11/3/20-EP	158077	1
1100/400	XVTL-MP/BX-11/4/20-EP	158078	1
1100/500	XVTL-MP/BX-11/5/20-EP	158079	1
1100/600	XVTL-MP/BX-11/6/20-EP	158080	1
1100/800	XVTL-MP/BX-11/8/20-EP	158081	1
1350/300	XVTL-MP/BX-135/3/20-EP	158082	1
1350/400	XVTL-MP/BX-135/4/20-EP	158083	1
1350/500	XVTL-MP/BX-135/5/20-EP	158084	1
1350/600	XVTL-MP/BX-135/6/20-EP	158085	1
1350/800	XVTL-MP/BX-135/8/20-EP	158086	1

Note: ¹⁾ sealing set XAC55 and section connection clip XACC as well as section connection bracket XACB are to be ordered for add-on connection always separately.

Add-On Distribution Boards

	For Height (mm)	For Depth (mm)	Type Designation	Article No.	Units per package
--	-----------------	----------------	------------------	-------------	-------------------

Set of Cover Frames for EP distribution system – incl. Screws

wa_v123013



2000	425	XVTL-EP-4/20	143246	1
	600	XVTL-EP-6/20	143247	1
	850	XVTL-EP-85/20	143248	1
	1100	XVTL-EP-11/20	143244	1
	1350	XVTL-EP-135/20	143245	1

	Depth (mm)	Enclosure type	Type Designation	Article No.	Units per package
--	------------	----------------	------------------	-------------	-------------------

Depth Fitting Set

- for mounting the vertical and horizontal mounting rails type EPTV and type EPTH
- including mounting accessories
- 1 package = 2 pcs.

VT08210



300	xEnergy Light	XVTL-TE300	143798	1
400	xEnergy Light	XVTL-TE400	143799	1
500	xEnergy Light	XVTL-TE500	143820	1
600	xEnergy, xEnergy Light	XVTL-TE600	143821	1
800	xEnergy, xEnergy Light	XVTL-TE800	143822	1

	Depth (mm)	Enclosure type	Type Designation	Article No.	Units per package
--	------------	----------------	------------------	-------------	-------------------

Depth Mounting Rail

- for mounting the cabinet connectors or the brackets type WEQV, WMPO, EREW

VT08010



300	xEnergy Light	XVTL-TT300	143825	1
400	xEnergy Light	XVTL-TT400	143826	1
500	xEnergy Light	XVTL-TT500	143827	1
600	xEnergy, xEnergy Light	XVTL-TT600	143828	1
800	xEnergy, xEnergy Light	XVTL-TT800	143829	1

	Enclosure type	Type Designation	Article No.	Units per package
--	----------------	------------------	-------------	-------------------

Cabinet connector

- connects the depth mounting rail to the vertical or horizontal mounting rails type EPTV and type EPTH

VT08410



xEnergy, xEnergy Light	XVTL-SV	143834	1
xEnergy, xEnergy Light width 425	XVTL-SV425	143836	1

	Height (mm)	Enclosure type	Type Designation	Article No.	Units per package
--	-------------	----------------	------------------	-------------	-------------------

Vertical Mounting Profile

- left and right vertical mounting profile for EP-modules
- useable for inner construction, if the whole height is used
- for sections use EPTV....

VT07810



1865	xEnergy, xEnergy Light	EPTV1800A-XVTL	143797	1
------	------------------------	----------------	--------	---

Add-On Distribution Boards

xEnergy Light Add-On Control Enclosures, IP55¹⁾ Degree of Protection

Width (mm) / Depth (mm)	Type Designation	Article No.	Units per package
-------------------------	------------------	-------------	-------------------

XVTL-MP/BX/IC Basic Fragmentary Equipment consisting of Frame, Rear Panel, Door and Top Cover, Mounting Plates 3 mm + set of angles

- PRE-ASSEMBLED
- Width 1000 and 1200 use double-wing door
- Delivered with flat door
- Left-hinged door

v101017



Height 1400 mm

600/300	XVTL-MP/BX/IC-6/3/14	114550	1
---------	----------------------	--------	---

Height 1600 mm

425/300	XVTL-MP/BX/IC-4/3/16	114551	1
600/300	XVTL-MP/BX/IC-6/3/16	114552	1
600/400	XVTL-MP/BX/IC-6/4/16	114553	1
600/600	XVTL-MP/BX/IC-6/6/16	114554	1
800/300	XVTL-MP/BX/IC-8/3/16	114555	1
800/400	XVTL-MP/BX/IC-8/4/16	114556	1
800/600	XVTL-MP/BX/IC-8/6/16	114557	1
1000/300	XVTL-MP/BX/IC-10/3/16	114558	1
1000/400	XVTL-MP/BX/IC-10/4/16	114559	1
1000/600	XVTL-MP/BX/IC-10/6/16	114560	1
1200/300	XVTL-MP/BX/IC-12/3/16	114561	1
1200/400	XVTL-MP/BX/IC-12/4/16	114562	1
1200/600	XVTL-MP/BX/IC-12/6/16	114563	1

Height 1800 mm

600/300	XVTL-MP/BX/IC-6/3/18	114564	1
600/400	XVTL-MP/BX/IC-6/4/18	114565	1
600/500	XVTL-MP/BX/IC-6/5/18	114566	1
600/600	XVTL-MP/BX/IC-6/6/18	114567	1
800/300	XVTL-MP/BX/IC-8/3/18	114568	1
800/400	XVTL-MP/BX/IC-8/4/18	114569	1
800/500	XVTL-MP/BX/IC-8/5/18	114570	1
800/600	XVTL-MP/BX/IC-8/6/18	114571	1
1000/300	XVTL-MP/BX/IC-10/3/18	114572	1
1000/400	XVTL-MP/BX/IC-10/4/18	114573	1
1000/500	XVTL-MP/BX/IC-10/5/18	114574	1
1000/600	XVTL-MP/BX/IC-10/6/18	114575	1
1200/300	XVTL-MP/BX/IC-12/3/18	114576	1
1200/400	XVTL-MP/BX/IC-12/4/18	114577	1
1200/500	XVTL-MP/BX/IC-12/5/18	114578	1
1200/600	XVTL-MP/BX/IC-12/6/18	114579	1

Height 2000 mm

425/300	XVTL-MP/BX/IC-4/3/20	114580	1
425/400	XVTL-MP/BX/IC-4/4/20	114581	1
425/500	XVTL-MP/BX/IC-4/5/20	114582	1
425/600	XVTL-MP/BX/IC-4/6/20	114583	1
425/800	XVTL-MP/BX/IC-4/8/20	114584	1
600/300	XVTL-MP/BX/IC-6/3/20	114585	1
600/400	XVTL-MP/BX/IC-6/4/20	114586	1
600/500	XVTL-MP/BX/IC-6/5/20	114587	1
600/600	XVTL-MP/BX/IC-6/6/20	114588	1
600/800	XVTL-MP/BX/IC-6/8/20	114589	1
800/300	XVTL-MP/BX/IC-8/3/20	114590	1
800/400	XVTL-MP/BX/IC-8/4/20	114591	1
800/500	XVTL-MP/BX/IC-8/5/20	114592	1
800/600	XVTL-MP/BX/IC-8/6/20	114593	1
800/800	XVTL-MP/BX/IC-8/8/20	114594	1
1000/300	XVTL-MP/BX/IC-10/3/20	114595	1
1000/400	XVTL-MP/BX/IC-10/4/20	114596	1
1000/500	XVTL-MP/BX/IC-10/5/20	114597	1
1000/600	XVTL-MP/BX/IC-10/6/20	114598	1
1000/800	XVTL-MP/BX/IC-10/8/20	114599	1
1200/300	XVTL-MP/BX/IC-12/3/20	114600	1
1200/400	XVTL-MP/BX/IC-12/4/20	114601	1
1200/500	XVTL-MP/BX/IC-12/5/20	114602	1
1200/600	XVTL-MP/BX/IC-12/6/20	114603	1
1200/800	XVTL-MP/BX/IC-12/8/20	114604	1


Note: ¹⁾ sealing set XAC55 and section connection clip XACC as well as section connection bracket XACB are to be ordered for add-on connection always separately.

Add-On Distribution Boards

Width (mm)	Depth (mm)	Type Designation	Article No.	Units per package
------------	------------	------------------	-------------	-------------------

XSFB Frames, top and bottom part including design strip

wa_vt28313



425	300	XSFB0403	132926	1
	400	XSFB0404	284231	1
	500	XSFB0405	132927	1
	600	XSFB0406	284232	1
	800	XSFB0408	284233	1
600	300	XSFB0603	132928	1
	400	XSFB0604	284234	1
	500	XSFB0605	132929	1
	600	XSFB0606	284235	1
650	800	XSFB0608	284236	1
	300	XSFB06503	174269	1
	400	XSFB06504	174270	1
800	600	XSFB06506	174271	1
	300	XSFB0803	132930	1
	400	XSFB0804	284237	1
850	500	XSFB0805	132931	1
	600	XSFB0806	284238	1
	800	XSFB0808	284239	1
	300	XSFB08503	143342	1
	400	XSFB08504	143343	1
1000	500	XSFB08505	143344	1
	600	XSFB08506	143345	1
	800	XSFB08508	143346	1
	300	XSFB1003	132932	1
1100	400	XSFB1004	284240	1
	500	XSFB1005	132933	1
	600	XSFB1006	284241	1
	800	XSFB1008	284242	1
1200	300	XSFB1103	143347	1
	400	XSFB1104	143348	1
	500	XSFB1105	143349	1
	600	XSFB1106	143350	1
1350	800	XSFB1108	132991	1
	300	XSFB1203	132934	1
	400	XSFB1204	132935	1
	500	XSFB1205	132936	1
1500	600	XSFB1206	284243	1
	800	XSFB1208	284244	1
	300	XSFB13503	143351	1
	400	XSFB13504	143352	1
1650	500	XSFB13505	143353	1
	600	XSFB13506	143354	1
	800	XSFB13508	132992	1

Height (mm)	Type Designation	Article No.	Units per package
-------------	------------------	-------------	-------------------

XSFH Vertical Profiles

• Scope of delivery: 2 pieces in front and 2 pieces in rear, incl. Screws

VT10109



1400	XSFH14	132937	1
1600	XSFH16	132938	1
1800	XSFH18	132939	1
2000	XSFH20	284245	1

Add-On Distribution Boards

For Width (mm)	Type Designation	Article No.	Units per package
----------------	------------------	-------------	-------------------

Door matching the section height 1400 mm XSDML(R)V (IP31) – incl. hinges, two-way key bit and guide rods

- Incl. hinges, bolts and screws
- Incl. 3 mm two-way bit key
- Incl. locking parts for the frame
- Incl. locking bracket for double-wing doors

Left-hinged doors

425	XSDMLV1404	187987	1
600	XSDMLV1406	187988	1
800	XSDMLV1408	187989	1

Right-hinged doors

425	XSDMRV1404	187990	1
600	XSDMRV1406	187991	1
800	XSDMRV1408	187992	1

Ddouble-wing door

1000	XSDMV1410-S	187993	1
1200	XSDMV1412-S	187994	1

Door matching the section height 1600 mm XSDML(R)V (IP31) – incl. hinges, two-way key bit and guide rods

- Incl. hinges, bolts and screws
- Incl. 3 mm two-way bit key
- Incl. locking parts for the frame
- Incl. locking bracket for double-wing doors

Left-hinged doors

425	XSDMLV1604	188001	1
600	XSDMLV1606	188002	1
800	XSDMLV1608	188003	1

Right-hinged doors

425	XSDMRV1604	188004	1
600	XSDMRV1606	188005	1
800	XSDMRV1608	188006	1

Ddouble-wing door

1000	XSDMV1610-S	188007	1
1200	XSDMV1612-S	188008	1

Door matching the section height 1800 mm XSDML(R)V (IP31) – incl. hinges, two-way key bit and guide rods

- Incl. hinges, bolts and screws
- Incl. 3 mm two-way bit key
- Incl. locking parts for the frame
- Incl. locking bracket for double-wing doors

Left-hinged doors

425	XSDMLV1804	188014	1
600	XSDMLV1806	188015	1
800	XSDMLV1808	188016	1

Right-hinged doors

425	XSDMRV1804	188017	1
600	XSDMRV1806	188018	1
800	XSDMRV1808	188019	1

Ddouble-wing door

1000	XSDMV1810-S	188020	1
1200	XSDMV1812-S	188021	1

Add-On Distribution Boards

For Width (mm)	Type Designation	Article No.	Units per package
----------------	------------------	-------------	-------------------

XSDMC Door (IP55) use for control enclosures – incl. hinges, two-way key bit and guide rods

- Ex-factory set with left-hinged doors
- Convertible to right-hinged door without additional parts

wa_vt25713



Height 1400 mm

425	XSDMC1404	174295	1
600	XSDMC1406	132940	1
650	XSDMC14065	174304	1
800	XSDMC1408	187981	1
850	XSDMC14085	174308	1
1000	XSDMC1410	187982	1
1200	XSDMC1412-S	187983	1

Height 1600 mm

425	XSDMC1604	132941	1
600	XSDMC1606	132942	1
650	XSDMC16065	174305	1
800	XSDMC1608	132943	1
850	XSDMC16085	174309	1
1000 (single-wing door)	XSDMC1610	132944	1
1000 (double-wing door)	XSDMC1610-S	132945	1
1100 (double-wing door)	XSDMC1611-S	153552	1
1200 (double-wing door)	XSDMC1612-S	132946	1
1350 (double-wing door)	XSDMC16135-S	153553	1

Height 1800 mm

425	XSDMC1804	174296	1
600	XSDMC1806	132947	1
650	XSDMC18065	174306	1
800	XSDMC1808	132948	1
850	XSDMC18085	174310	1
1000 (single-wing door)	XSDMC1810	132949	1
1000 (double-wing door)	XSDMC1810-S	132950	1
1200 (double-wing door)	XSDMC1812	132951	1

Height 2000 mm

425	XSDMC2004	284198	1
600	XSDMC2006	284199	1
650	XSDMC20065	174307	1
800	XSDMC2008	284200	1
850 (single-wing door)	XSDMC20085	143330	1
1000 (single-wing door)	XSDMC2010	284201	1
1000 (double-wing door)	XSDMC2010-S	132952	1
1100 (double-wing door)	XSDMC2011-S	143331	1
1200 (double-wing door)	XSDMC2012-S	284202	1
1350 (double-wing door)	XSDMC20135-S	143332	1

Add-On Distribution Boards

For Width (mm)	Type Designation	Article No.	Units per package
----------------	------------------	-------------	-------------------

XSDMD Door (IP55) use for control enclosures – incl. hinges, two-way key bit and guide rods

- Ex-factory set with left-hinged doors
- Convertible to right-hinged door without additional parts



Example illustration

Height 1400 mm

650	XSDMD14065	174297	1
800	XSDMD1408	187984	1
850	XSDMD14085	174301	1
1000	XSDMD1410	187985	1
1200	XSDMD1412-S	187986	1

Height 1600 mm

425	XSDMD1604	187995	1
600	XSDMD1606	187996	1
650	XSDMD16065	174298	1
800	XSDMD1608	187997	1
850	XSDMD16085	174302	1
1000	XSDMD1610	187998	1
1000	XSDMD1610-S	187999	1
1200	XSDMD1612-2	188000	1


Height 1800 mm


600	XSDMD1806	188009	1
650	XSDMD18065	174299	1
800	XSDMD1808	188010	1
850	XSDMD18085	174303	1
1000	XSDMD1810	188011	1
1000	XSDMD1810-S	188012	1
1200	XSDMD1812-S	188013	1

Height 2000 mm


425	XSDMD2004	284203	1
600	XSDMD2006	284204	1
650	XSDMD20065	174300	1
800	XSDMD2008	284701	1
850	XSDMD20085	143333	1
1000	XSDMD2010-S	143334	1
1100	XSDMD2011-S	143335	1
1200	XSDMD2012-S	143336	1
1350	XSDMD20135-S	143337	1

Add-On Distribution Boards

	For Height (mm)	For Depth (mm)	Type Designation	Article No.	Units per package
XVTL-MP/S, XAW Side Panel (IP55) 1 Pair – incl. Screws					
• Scope of delivery: 1 pair					
	1400	300	XVTL-MP/S-3/14-PAIR	114717	1
		400	XVTL-MP/S-4/14-Pair	114721	1
		500	XVTL-MP/S-5/14-Pair	114724	1
		600	XVTL-MP/S-6/14-Pair	114728	1
		800	XVTL-MP/S-8/14-Pair	114731	1
	1600	300	XVTL-MP/S-3/16-PAIR	114718	1
		400	XVTL-MP/S-4/16-PAIR	114722	1
		500	XVTL-MP/S-5/16-PAIR	114725	1
		600	XVTL-MP/S-6/16-PAIR	114729	1
		800	XVTL-MP/S-8/16-PAIR	114732	1
	1800	300	XVTL-MP/S-3/18-PAIR	114719	1
		400	XVTL-MP/S-4/18-PAIR	114723	1
		500	XVTL-MP/S-5/18-PAIR	114726	1
		600	XVTL-MP/S-6/18-PAIR	114730	1
		800	XVTL-MP/S-8/18-PAIR	114733	1
	2000	300	XVTL-MP/S-3/20-PAIR	114720	1
		400	XAW2004	283856	1
		500	XVTL-MP/S-5/20-PAIR	114727	1
		600	XAW2006	283857	1
		800	XAW2008	283858	1

	For Height (mm)	For Depth (mm)	Type Designation	Article No.	Units per package
XVTL-R-..., XSWV... Rear Panel (IP31) – incl. Screws					
	1400	425	XVTL-R-4/14-31	187917	1
		600	XVTL-R-6/14-31	187918	1
		800	XVTL-R-8/14-31	187919	1
		1000	XVTL-R-10/14-31	187920	1
		1200	XVTL-R-12/14-31	187921	1
	1600	425	XVTL-R-4/16-31	187922	1
		600	XVTL-R-6/16-31	187923	1
		800	XVTL-R-8/16-31	187924	1
		1000	XVTL-R-10/16-31	187925	1
		1200	XVTL-R-12/16-31	187926	1
	1800	425	XVTL-R-4/18-31	187927	1
		600	XVTL-R-6/18-31	187928	1
		800	XVTL-R-8/18-31	187929	1
		1000	XVTL-R-10/18-31	187930	1
		1200	XVTL-R-12/18-31	187931	1
	2000	425	XSWV2004	284360	1
		600	XSWV2006	284361	1
		800	XSWV2008	284362	1
		1000	XSWV2010	284363	1
		1200	XSWV2012	284364	1

Add-On Distribution Boards

	For Height (mm)	For Depth (mm)	Type Designation	Article No.	Units per package
XVTL-MP/R, XSWC Rear Panel (IP55) – incl. Screws					
	1400	425	XVTL-MP/R-4/14	174293	1
		600	XVTL-MP/R-6/14	114752	1
		650	XVTL-MP/R-65/14	174286	1
		800	XVTL-MP/R-8/14	187914	1
		850	XVTL-MP/R-85/14	174290	1
		1000	XVTL-MP/R-10/14	187915	1
		1200	XVTL-MP/R-12/14	187916	1
	1600	425	XVTL-MP/R-4/16	114751	1
		600	XVTL-MP/R-6/16	114753	1
		650	XVTL-MP/R-65/16	174287	1
		800	XVTL-MP/R-8/16	114755	1
		850	XVTL-MP/R-85/16	174291	1
		1000	XVTL-MP/R-10/16	114757	1
		1100	XSWC1611	153546	1
1200		XVTL-MP/R-12/16	114759	1	
1800	1350	XSWC16135	153553	1	
	425	XVTL-MP/R-4/18	174294	1	
	600	XVTL-MP/R-6/18	114754	1	
	650	XVTL-MP/R-65/18	174288	1	
	800	XVTL-MP/R-8/18	114756	1	
	850	XVTL-MP/R-85/18	174292	1	
	1000	XVTL-MP/R-10/18	114758	1	
2000	1200	XVTL-MP/R-12/18	114760	1	
	425	XSWC2004	284355	1	
	600	XSWC2006	284356	1	
	650	XVTL-MP/R-65/20	174289	1	
	800	XSWC2008	284357	1	
	850	XSWC20085	143416	1	
	1000	XSWC2010	284358	1	
1100	XSWC2011	133000	1		
1200	XSWC2012	284359	1		
	1350	XSWC20135	133001	1	

Add-On Distribution Boards

For Height (mm)	For Depth (mm)	Type Designation	Article No.	Units per package
-----------------	----------------	------------------	-------------	-------------------

XVTL-PV Separation Panel (galvanised)

- Without press cut



VT07906

1400	300	XVTL-MP/PV-3/14	114734	1
	400	XVTL-MP/PV-4/14	188022	1
1600	300	XVTL-MP/PV-3/16	114735	1
	400	XVTL-MP/PV-4/16	114739	1
	600	XVTL-MP/PV-6/16	114746	1
1800	300	XVTL-MP/PV-3/18	114736	1
	400	XVTL-MP/PV-4/18	114740	1
	500	XVTL-MP/PV-5/18	114743	1
	600	XVTL-MP/PV-6/18	114747	1
2000	300	XVTL-MP/PV-3/20	114737	1
	400	XVTL-MP/PV-4/20	116526	1
	500	XVTL-MP/PV-5/20	114744	1
	600	XVTL-MP/PV-6/20	116527	1
	800	XVTL-MP/PV-8/20	116528	1

Depth	Width	Height Designation	Type	Article No.	Units per package
-------	-------	--------------------	------	-------------	-------------------

XVTL-CF/S, XSC Corner Frame


- Generally delivered with top cover (IP55) and side panels
- Height 2000 mm



VT10309

1400	300	300	XVTL-CF/S-3/3-1400	187932	1
	400	400	XVTL-CF/S-4/4-1400	187936	1
1600	300	300	XVTL-CF/S-3/3-1600	187933	1
	400	400	XVTL-CF/S-4/4-1600	187937	1
1800	300	300	XVTL-CF/S-3/3-1800	187934	1
	400	400	XVTL-CF/S-4/4-1800	187938	1
2000	300	300	XVTL-CF/S-3/3-2000	187935	1
	400	400	XVTL-CF/S-4/4-20	114795	1
	500	500	XVTL-CF/S-5/5-20	114796	1
	600	600	XSC200606	286388	1
	800	800	XSC200808	288867	1

Add-On Distribution Boards

	Width (mm)	Depth (mm)	Type Designation	Article No.	Units per package
XVTL-MP/T, XSPTC Bottom Top Cover (IP55) – incl. Screws					
 <small>wa_vt25513</small>	425	300	XVTL-MP/T-4/3	114677	1
		400	XSPTC0404	284301	1
		500	XVTL-MP/T-4/5	114678	1
		600	XSPTC0406	284302	1
		800	XSPTC0408	284303	1
	600	300	XVTL-MP/T-6/3	114679	1
		400	XSPTC0604	284304	1
		500	XVTL-MP/T-6/5	114680	1
		600	XSPTC0606	284305	1
		800	XSPTC0608	284306	1
	650	300	XSPTC06503	174272	1
		400	XSPTC06504	174273	1
		500	XSPTC06506	174274	1
	800	300	XVTL-MP/T-8/3	114681	1
		400	XSPTC0804	284307	1
		500	XVTL-MP/T-8/5	114682	1
		600	XSPTC0806	284308	1
		800	XSPTC0808	284309	1
	850	300	XSPTC08503	143390	1
		400	XSPTC08504	143391	1
		500	XSPTC08505	143392	1
		600	XSPTC08506	143393	1
		800	XSPTC08508	143394	1
	1000	300	XVTL-MP/T-10/3	114683	1
		400	XSPTC1004	284310	1
		500	XVTL-MP/T-10/5	114684	1
		600	XSPTC1006	284311	1
		800	XSPTC1008	284312	1
	1100	300	XSPTC1103	143395	1
		400	XSPTC1104	143396	1
		500	XSPTC1105	143397	1
		600	XSPTC1106	143398	1
		800	XSPTC1108	133004	1
	1200	300	XVTL-MP/T-12/3	114685	1
		400	XSPTC1204	284313	1
		500	XVTL-MP/T-12/5	114686	1
		600	XSPTC1206	284314	1
		800	XSPTC1208	284315	1
	1350	300	XSPTC13503	143399	1
		400	XSPTC13504	143400	1
		500	XSPTC13505	143401	1
		600	XSPTC13506	143402	1
		800	XSPTC13508	133005	1

Add-On Distribution Boards

Depth (mm)	Width (mm)	Type Designation	Article No.	Units per package
------------	------------	------------------	-------------	-------------------

Galvanized bottom panel, material thickness 2.5 mm

- Can be used as top and bottom of the cabinet
- Max. IP2X
- No pre-punched holes, holes for cable insertion need to be provided by the customer
- Incl. fixing screws

300	425	XSPBU0403	188023	1
	600	XSPBU0603	188024	1
	800	XSPBU0803	188025	1
	1000	XSPBU1003	188026	1
	1200	XSPBU1203	188027	1
400	425	XSPBU0404	119910	1
	600	XSPBU0604	119911	1
	800	XSPBU0804	119912	1
	850	XSPBU08504	143214	1
	1000	XSPBU1004	119913	1
	1100	XSPBU1104	119219	1
	1350	XSPBU13504	143224	1
600	425	XSPBU0406	119914	1
	600	XSPBU0606	119915	1
	800	XSPBU0806	119916	1
	850	XSPBU08506	143216	1
	1000	XSPBU1006	119917	1
	1100	XSPBU1106	143221	1
	1200	XSPBU1206	119918	1
	1350	XSPBU13506	143226	1

Add-On Distribution Boards

XVTL-MP/T/EF, XSPTF Bottom Top Cover (IP55) with cut-outs prepared for the F3A cable insertion flange – incl. Screws

wa_v125613



	Width (mm)	Depth (mm)	Cut-out(s)	Type Designation	Article No.	Units per package
425	300	300	1	XVTL-MP/T/EF-4/3	114687	1
	400	400	1	XSPTF0404	284316	1
	500	500	2	XVTL-MP/T/EF-4/5	114688	1
	600	600	2	XSPTF0406	284317	1
	800	800	3	XSPTF0408	284318	1
600	300	300	2	XVTL-MP/T/EF-6/3	114689	1
	400	400	2	XSPTF0604	284319	1
	500	500	4	XVTL-MP/T/EF-6/5	114690	1
	600	600	4	XSPTF0606	284320	1
	800	800	6	XSPTF0608	284321	1
650	300	300	2	XSPTF06503	174275	1
	400	400	2	XSPTF06504	174276	1
	600	600	4	XSPTF06506	174277	1
800	300	300	3	XVTL-MP/T/EF-8/3	114691	1
	400	400	3	XSPTF0804	284322	1
	500	500	6	XVTL-MP/T/EF-8/5	114692	1
	600	600	6	XSPTF0806	284323	1
	800	800	9	XSPTF0808	284324	1
850	300	300	3	XSPTF08503	143403	1
	400	400	3	XSPTF08504	143404	1
	500	500	6	XSPTF08505	143405	1
	600	600	6	XSPTF08506	143406	1
	800	800	9	XSPTF08508	143407	1
1000	300	300	3	XVTL-MP/T/EF-10/3	114693	1
	400	400	3	XSPTF1004	284325	1
	500	500	6	XVTL-MP/T/EF-10/5	114694	1
	600	600	6	XSPTF1006	284326	1
	800	800	9	XSPTF1008	284327	1
1100	300	300	3	XSPTF1103	143408	1
	400	400	3	XSPTF1104	143409	1
	500	500	6	XSPTF1105	143410	1
	600	600	6	XSPTF1106	143411	1
	800	800	9	XSPTF1108	133006	1
1200	300	300	4	XVTL-MP/T/EF-12/3	114695	1
	400	400	4	XSPTF1204	284328	1
	500	500	8	XVTL-MP/T/EF-12/5	114696	1
	600	600	8	XSPTF1204	284329	1
	800	800	12	XSPTF1204	284330	1
1350	300	300	4	XSPTF13503	143412	1
	400	400	4	XSPTF13504	143413	1
	500	500	8	XSPTF13505	143414	1
	600	600	8	XSPTF13506	143415	1
	800	800	12	XSPTF13508	133007	1

Add-On Distribution Boards

xEnergy Light Add-On Distribution Board Accessories

Plinth

	For Plinth Height (mm)	For Depth (mm)	Type Designation	Article No.	Units per package
--	------------------------	----------------	------------------	-------------	-------------------

XVTL-SO.../S Side Panels

- Scope of delivery: 1 pair
- For total weight < 300 kg

WA_VT08302



100	300	XVTL-SO100/S-3	114605	1
	400	XVTL-SO100/S-4	114606	1
	500	XVTL-SO100/S-5	114607	1
	600	XVTL-SO100/S-6	114608	1
	800	XVTL-SO100/S-8	114609	1
	200	300	XVTL-SO200/S-3	114610
400		XVTL-SO200/S-4	114611	1
500		XVTL-SO200/S-5	114612	1
600		XVTL-SO200/S-6	114613	1
800		XVTL-SO200/S-8	114614	1

XVTL-SO.../EF/S Side Panels with cut-out for cable insertion (individual part)

- Scope of delivery: 1 pair

WA_VT11303



100	300	XVTL-SO100/EF/S-3	114615	1
	400	XVTL-SO100/EF/S-4	114616	1
	500	XVTL-SO100/EF/S-5	114617	1
	600	XVTL-SO100/EF/S-6	114618	1
	800	XVTL-SO100/EF/S-8	114619	1
	200	300	XVTL-SO200/EF/S-3	114620
400		XVTL-SO200/EF/S-4	114621	1
500		XVTL-SO200/EF/S-5	114622	1
600		XVTL-SO200/EF/S-6	114623	1
800		XVTL-SO200/EF/S-8	114624	1

	For Plinth Height (mm)	For Depth (mm)	Type Designation	Article No.	Units per package
--	------------------------	----------------	------------------	-------------	-------------------

XVTL-SO.../F Front Panels

- In case of heavy-weight equipment inside the distribution board we recommend you use 2 pcs. of the XVTL-SO.../F front panels (front and rear position) or the xEnergy XAP... plinth

WA_VT08202



100	425	XVTL-SO100/F-4	114625	1
	600	XVTL-SO100/F-6	114626	1
	650	XVTL-SO100/F-65	174318	1
	800	XVTL-SO100/F-8	114627	1
	850	XVTL-SO100/F-85	143276	1
	1000	XVTL-SO100/F-10	114628	1
	1100	XVTL-SO100/F-11	143274	1
	1200	XVTL-SO100/F-12	114629	1
	1350	XVTL-SO100/F-135	143275	1

v02315




200	425	XVTL-SO200/F-4	114630	1
	600	XVTL-SO200/F-6	114631	1
	800	XVTL-SO200/F-8	114632	1
	850	XVTL-SO200/F-85	143279	1
	1000	XVTL-SO200/F-10	114633	1
	1100	XVTL-SO200/F-11	143277	1
	1200	XVTL-SO200/F-12	114634	1
	1350	XVTL-SO200/F-135	143278	1

Add-On Distribution Boards

For Plinth Height (mm)	For Depth (mm)	Type Designation	Article No.	Units per package
------------------------	----------------	------------------	-------------	-------------------

XVTL-SO.../CF, XAP...C Plinth for Corner Frame

wa_vt66713



100	400	XVTL-SO100/CF-4	116201	1
	500	XVTL-SO100/CF-5	116202	1
	600	XAP010606C	288868	1
	800	XAP010808C	288869	1
200	400	XVTL-SO200/CF-4	116205	1
	500	XVTL-SO200/CF-5	116206	1
	600	XAP020606C	288890	1
	800	XAP020808C	288892	1

Depth (mm)	Width (mm)	Type Designation	Article No.	Units per package
------------	------------	------------------	-------------	-------------------

XVTL-SO, XAP Plinth 100 mm

• For total weight > 300 kg


VT08106



100 mm high

300	425	XVTL-SO100/SS-4/3	116534	1	
	600	XVTL-SO100/SS-6/3	116535	1	
	650	XAP0106503	174311	1	
	800	XVTL-SO100/SS-8/3	116536	1	
	850	XAP0108503	143302	1	
	1000	XVTL-SO100/SS-10/3	116537	1	
	1100	XAP011103	143307	1	
	1200	XVTL-SO100/SS-12/3	116538	1	
	1350	XAP0113503	143311	1	
	400	425	XAP010404	283822	1
600		XAP010604	283825	1	
650		XAP0106504	174312	1	
800		XAP010804	283828	1	
850		XAP0108504	143303	1	
1000		XAP011004	283831	1	
1100		XAP011104	143308	1	
1200		XVTL-SO100/SS-12/4	119698	1	
1350		XAP0113504	143312	1	
500		425	XVTL-SO100/SS-4/5	116539	1
	600	XVTL-SO100/SS-6/5	116540	1	
	800	XVTL-SO100/SS-8/5	116541	1	
	850	XAP0108505	143304	1	
	1000	XVTL-SO100/SS-10/5	116542	1	
	1100	XAP011105	143309	1	
	1200	XVTL-SO100/SS-12/5	116543	1	
	1350	XAP0113505	143313	1	
	600	425	XAP010406	283823	1
		600	XAP010606	283826	1
650		XAP0106506	174313	1	
800		XAP010806	283829	1	
850		XAP0108506	143305	1	
1000		XAP011006	283832	1	
1100		XAP011106	143310	1	
1200		XAP011206	283834	1	
1350		XAP0113506	143314	1	
800		425	XAP010408	283824	1
	600	XAP010608	283827	1	
	800	XAP010808	283830	1	
	850	XAP0108508	143306	1	
	1000	XAP011008	283833	1	
	1100	XAP011108	133012	1	
	1200	XAP011208	283835	1	
	1350	XAP0113508	133013	1	

Add-On Distribution Boards

	Depth (mm)	Width (mm)	Type Designation	Article No.	Units per package	
XVTL-SO, XAP Plinth 200 mm						
• For total weight > 300 kg						
 <small>VT08106</small>	200 mm high					
	300	425		XVTL-SO200/SS-4/3	116544	1
		600		XVTL-SO200/SS-6/3	116545	1
		800		XVTL-SO200/SS-8/3	116546	1
		850		XAP0208503	143315	1
		1000		XVTL-SO200/SS-10/3	116547	1
		1100		XAP021103	143320	1
		1200		XVTL-SO200/SS-12/3	116548	1
	400	1350		XAP0213503	143324	1
		425		XAP020404	283836	1
600			XAP020604	283839	1	
800			XAP020804	283842	1	
850			XAP0208504	143316	1	
1000			XAP021004	283845	1	
1100			XAP021104	143321	1	
500	1200		XVTL-SO200/SS-12/4	119699	1	
	1350		XAP0213504	143325	1	
	425		XVTL-SO200/SS-4/5	116549	1	
	600		XVTL-SO200/SS-6/5	116550	1	
	800		XVTL-SO200/SS-8/5	116551	1	
	850		XAP0208505	143317	1	
	10000		XVTL-SO200/SS-10/5	116552	1	
600	1100		XAP021105	143322	1	
	1200		XVTL-SO200/SS-12/5	116553	1	
	1350		XAP0213505	143326	1	
	425		XAP020406	283837	1	
	600		XAP020606	283840	1	
	800		XAP020806	283843	1	
	850		XAP0208506	143318	1	
800	1000		XAP021006	283846	1	
	1100		XAP021106	143323	1	
	1200		XAP021206	283848	1	
	1350		XAP0213506	143327	1	
	425		XAP020408	283838	1	
	600		XAP020608	283841	1	
	800		XAP020808	283844	1	
	850		XAP0208508	143319	1	
	1000		XAP021008	283847	1	
	1100		XAP021108	133014	1	
	1200		XAP021208	283849	1	
	1350		XAP0213508	133015	1	

	Depth (mm)	Type Designation	Article No.	Units per package
--	------------	------------------	-------------	-------------------

Cable Interconnect Angle for XAP.. Plinth

- For the heavy-duty version of the plinth only
- XAR.. cable strain relief rail needs to be ordered separately

wa_vt23513




wa_vt23213



300		XVTL-SO/AT-3	116554	1
400		XVTL-SO/AT-4	116555	1
500		XVTL-SO/AT-5	116556	1
600		XVTL-SO/AT-6	116557	1
800		XVTL-SO/AT-8	116558	1

Add-On Distribution Boards


	For Width (mm)	Type Designation	Article No.	Units per package
XSFDR Blue Design Strip				
• For fixing on the xEnergy Light enclosure				
VT12910				
				
	425	XSFDR04-B	143201	1
	600	XSFDR06-B	143202	1
	650	XSFDR065-B	174326	1
	800	XSFDR08-B	143204	1
	850	XSFDR085-B	143203	1
	1000	XSFDR10-B	143205	1
	1100	XSFDR11-B	143206	1
	1200	XSFDR12-B	143207	1
	1350	XSFDR135-B	143208	1
	for Corner Frame	XSFDC-B	143200	1

Description	Type Designation	Article No.	Units per package
-------------	------------------	-------------	-------------------

Locks and Lock Mechanisms

wa_vt04905				
				
	Clip-down Handle Lock Softline long. Suitable for door model before August 2016.	BPZ-SH-L	131560	1

vt12816				
				
	Keyplate for 3 mm Two-way Keybit	XALKP-3MM-N	187342	1 Satz


vt12316				
				
	Clip-down handle with push-button operation	XALP-N	187343	1 Satz

vt12116				
				
	Closure point frame (plastic version)	XELP-N	187344	4

Length (mm)	Type Designation	Article No.	Units per package
-------------	------------------	-------------	-------------------

BPZ-CP-TP1,2 C-Sectional Strip

- Horizontal
- For subsequent installation on door profiles

wa_vt51913				
				
	1200	BPZ-CP-TP1,2	119223	1

Add-On Distribution Boards

Mounting Plates

XVTL-IC Mounting Plates

- Mounting plate with perforations, 2 mm thick

WA_VT08802



	For Height (mm)	For Depth (mm)	Type Designation	Article No.	Units per package
1400	425	600	XVTL-IC-4/14	187939	1
	600	600	XVTL-IC-6/14	114763	1
1600	425	600	XVTL-IC-4/16	114761	1
	600	600	XVTL-IC-6/16	114764	1
	800	600	XVTL-IC-8/16	114767	1
	1000	600	XVTL-IC-10/16	114770	1
1800	1200	600	XVTL-IC-12/16	114773	1
	600	800	XVTL-IC-6/18	114765	1
	800	800	XVTL-IC-8/18	114768	1
	1000	800	XVTL-IC-10/18	114771	1
2000	1200	800	XVTL-IC-12/18	114774	1
	425	600	XVTL-IC-4/20	114762	1
	600	600	XVTL-IC-6/20	114766	1
	800	600	XVTL-IC-8/20	114769	1
	1000	600	XVTL-IC-10/20	114772	1
	1200	600	XVTL-IC-12/20	114775	1

XVTL-IC/S Mounting Plates

- Enhanced mounting plate, 3 mm thick

WA_VT08802



	For Height (mm)	For Depth (mm)	Type Designation	Article No.	Units per package
1400	425	600	XVTL-IC/S-4/14	187940	1
	600	600	XVTL-IC/S-6/14	114778	1
1600	425	600	XVTL-IC/S-4/16	114776	1
	600	600	XVTL-IC/S-6/16	114779	1
	800	600	XVTL-IC/S-8/16	114782	1
	1000	600	XVTL-IC/S-10/16	114785	1
1800	1200	600	XVTL-IC/S-12/16	114788	1
	600	800	XVTL-IC/S-6/18	114780	1
	800	800	XVTL-IC/S-8/18	114783	1
	1000	800	XVTL-IC/S-10/18	114786	1
2000	1200	800	XVTL-IC/S-12/18	114789	1
	425	600	XVTL-IC/S-4/20	114777	1
	600	600	XVTL-IC/S-6/20	114781	1
	800	600	XVTL-IC/S-8/20	114784	1
	1000	600	XVTL-IC/S-10/20	114787	1
	1200	600	XVTL-IC/S-12/20	114790	1

Description	Type Designation	Article No.	Units per package
-------------	------------------	-------------	-------------------

XVTL-IC/BRA/SET Brackets for XVTL-IC Mounting Plates

- Set consisting of XVTL-BRA brackets (2 pairs) and XVTL-BRA/M brackets (1 pair)

wa_vt00107



Set of brackets for fixing XVTL-IC mounting plates	XVTL-IC/BRA/SET	116893	1
--	-----------------	--------	---

For Depth (mm)	Type Designation	Article No.	Units per package
----------------	------------------	-------------	-------------------

XVTL-FITUP Mounting Aid

- Is used to make it easy to install pre-equipped XVTL-IC full-height mounting plates in the xEnergy Light, with direct fixing on the frame
- Installation without screws, removable (aid for panel builders only)
- Scope of delivery: 1 pair

wa_vt36713



300	XVTL-FITUP-3	116209	1
400	XVTL-FITUP-4	116210	1
500	XVTL-FITUP-5	116211	1
600	XVTL-FITUP-6	116212	1
800	XVTL-FITUP-8	116213	1

Add-On Distribution Boards

For Depth (mm)	Type Designation	Article No.	Units per package
----------------	------------------	-------------	-------------------

XVTL-FITUP/BRA Mounting Aid

- Is used to make it easy to install pre-equipped XVTL-IC full-height mounting plates in the xEnergy Light, with fixing on XVTL-BRA
- Installation without screws, removable (aid for panel builders only)
- Universal type for all depths (400, 500, 600, 800 mm)
- Scope of delivery: 1 pair

wa_vt01107



400, 500, 600, 800	XVTL-FITUP/BRA	115136	1
--------------------	----------------	--------	---

For Height (mm)	For Width (mm)	Type Designation	Article No.	Units per package
-----------------	----------------	------------------	-------------	-------------------

BPZ-MPL Mounting Plates

- Width of 400 mm is only suitable for fixing it on the Xboard Profi+ XVTL-BP-F mounting frame
- Width of 425 mm is only suitable for fixing it in xEnergy Light add-on distribution board or on XVTL-VP vertical profiles
- Widths of 600, 800, 1000, 1200 mm can be fixed both ways

WA_VT07302



100	400	BPZ-MPL100-400	114799	1
	425	BPZ-MPL100-425	114800	1
	600	BPZ-MPL100-600	114801	1
	800	BPZ-MPL100-800	114802	1
	1000	BPZ-MPL100-1000	114803	1
	1200	BPZ-MPL100-1200	114804	1
200	400	BPZ-MPL200-400	114805	1
	425	BPZ-MPL200-425	114806	1
	600	BPZ-MPL200-600	114807	1
	800	BPZ-MPL200-800	114808	1
	1000	BPZ-MPL200-1000	114809	1
	1200	BPZ-MPL200-1200	114810	1
300	400	BPZ-MPL300-400	114811	1
	425	BPZ-MPL300-425	114812	1
	600	BPZ-MPL300-600	114813	1
	800	BPZ-MPL300-800	114814	1
	1000	BPZ-MPL300-1000	114815	1
	1200	BPZ-MPL300-1200	114816	1
400	400	BPZ-MPL400-400	114817	1
	425	BPZ-MPL400-425	114818	1
	600	BPZ-MPL400-600	114819	1
	800	BPZ-MPL400-800	114820	1
	1000	BPZ-MPL400-1000	114821	1
	1200	BPZ-MPL400-1200	114822	1
500	400	BPZ-MPL500-400	114823	1
	425	BPZ-MPL500-425	114824	1
	600	BPZ-MPL500-600	114825	1
	800	BPZ-MPL500-800	114826	1
	1000	BPZ-MPL500-1000	114827	1
	1200	BPZ-MPL500-1200	114828	1

BPZ-MPLSASY Mounting Plates

- With holes prepared for mounting SASY 60i
- Can be mounted on XVTL-VP or XVTL-BRA/IC250

VT01208



250	425	BPZ-MPLSASY-425	114829	1
	600	BPZ-MPLSASY-600	114830	1
	800	BPZ-MPLSASY-800	114831	1
	1000	BPZ-MPLSASY-1000	114832	1
	1200	BPZ-MPLSASY-1200	114833	1

Add-On Distribution Boards

For Height (mm)	Type Designation	Article No.	Units per package
-----------------	------------------	-------------	-------------------

XVTL-IC-Z Connecting Piece between Mounting Plates

- Can be mounted on XVTL-VP or XVTL-BRA/IC250

1400	XVTL-IC-Z-14	114791	1
1600	XVTL-IC-Z-16	114792	1
1800	XVTL-IC-Z-18	114793	1
2000	XVTL-IC-Z-20	114794	1

Width (mm)	Type Designation	Article No.	Units per package
------------	------------------	-------------	-------------------

XVTL-MP/PH Separating Plates horizontal

VT105914



650	XVTL-MP/PH-6/3	174319	1
850	XVTL-MP/PH-8/3	174322	1

Used with	Type Designation	Article No.	Units per package
-----------	------------------	-------------	-------------------

XVTL-BRA Brackets

- Scope of delivery: 1 pair

wa_vt30313, WA_VT07902




XVTL-BRA

XVTL-BRA/M

XVTL-IC, -HP, -VP	XVTL-BRA	115132	1
XVTL-IC, -HP, -VP additional support in the middle	XVTL-BRA/M	115134	1

wa_vt00607




XVTL-HP, -VP, adjustable, for light-weight equipment or front plate fixing	XVTL-BRA/L	116214	1
--	------------	--------	---

wa_vt30413



Für XVTL-IC with heavy-weight equipment	XVTL-BRA/IC250	115133	1
---	----------------	--------	---

wa_vt30513, wa_vt30213



DIN-rails (e.g. for TSA, TSC), universal use	XVTL-BRA/DIN	116215	1
--	--------------	--------	---

XVTL-VP	XVTL-BRA/VP	177613	1
---------	-------------	--------	---

Add-On Distribution Boards

Profiles

	For Depth (mm)	Type Designation	Article No.	Units per package
--	----------------	------------------	-------------	-------------------

XVTL-HP Horizontal Profiles

- Set consisting of 2 units
- Universal use
- Designed for heavy mechanical loads (with XVTL-CAGENUTS-M8)
- XVTL-BRA/L and XVTL-BRA/M are easy to mount on the horizontal profile

WA_VT07502




300		XVTL-HP-3	115137	1
400		XVTL-HP-4	115138	1
500		XVTL-HP-5	115139	1
600		XVTL-HP-6	115140	1
800		XVTL-HP-8	115141	1

XVTL-HP/L Horizontal Profiles

- Set consisting of 2 units
- Universal use
- Designed for light mechanical loads up to 30 kg/bracket
- XVTL-BRA/L and XVTL-BRA/M are easy to mount on the horizontal profile

wa_vt30613



300		XVTL-HP/L-3	115144	1
400		XVTL-HP/L-4	115145	1
500		XVTL-HP/L-5	115146	1
600		XVTL-HP/L-6	115147	1
800		XVTL-HP/L-8	115148	1

XBBB Transversal support for divers fixtures (e.g.: XBSP, XBSN,...)

- set consists of 1 pc.

wa_vt68713



425		XBBB04	283859	1
600		XBBB06	283860	1
650		XBBB065	177319	1
800		XBBB08	283861	1
850		XBBB085	143187	1
1000		XBBB10	283862	1
1100		XBBB11	133098	1
1200		XBBB12	283863	1
1350		XBBB135	133099	1

For Depth (mm)	Fixation	Type Designation	Article No.	Units per package
----------------	----------	------------------	-------------	-------------------

XBBB..-1 Transversal support for bus bar holder XVTL-BSB

- set consists of 1 pc.

VT28110



425	left and right	XBBB04-1	143184	1
600	left and right	XBBB06-1	143185	1
650	left and right	XBBB065-1	177320	1
800	left and right	XBBB08-1	143186	1
850	left and right	XBBB085-1	143188	1
1000	left and right	XBBB10-1	143189	1
1100	left and right	XBBB11-1	143190	1
1200	left and right	XBBB12-1	143191	1
1350	left and right	XBBB135-1	143192	1

XBBB..-2 Transversal support

- set consists of 1 pc.

vt06715



650	left and right	XBBB065-2	177321	1
850	left and right	XBBB085-2	177322	1

Add-On Distribution Boards

For Depth (mm)	Type Designation	Article No.	Units per package
----------------	------------------	-------------	-------------------

XSFS Depth Mounting Rail for bus bar holder XVTL-BSB

- in order to adapt the mounting depth of the bus bar system
- set consists of 2 pcs.

VT28310



400	XSFS04-1	143209	1
500	XSFS05-1	143210	1
600	XSFS06-1	143211	1
800	XSFS08-1	143212	1

Depth (mm)	Type Designation	Article No.	Units per package
------------	------------------	-------------	-------------------

XSFS06-2 Mounting Rail

- Depth profile with hole pattern 5mm-displacement

VT05815



600	XSFS06-2	177323	1
-----	----------	--------	---

For Depth (mm)	Type Designation	Article No.	Units per package
----------------	------------------	-------------	-------------------

XVTL-HP...-MIB Horizontal Profiles

- Set consisting of 2 units
- Used for XVTL-IZM13 and XVTL-IZM58 mounting plates
- Designed for heavy mechanical loads

VT01308



600	XVTL-HP-6-MIB	115142	1
800	XVTL-HP-8-MIB	115143	1

Mounting Plates

For Width (mm)	Type Designation	Article No.	Units per package
----------------	------------------	-------------	-------------------

XVTL-IZM Mounting Plate for IZM13, IZM58, IZMX16, IZMX40 and IZM26

- For fixing the mounting plate you need to order the XVTL-HP...-MIB horizontal profiles according to the respective cabinet depth (one switch per mounting plate)

VT01408



IZM13			
600	XVTL-IZM-6	115149	1
800	XVTL-IZM-8	115150	1
1000	XVTL-IZM-10	115151	1
1200	XVTL-IZM-12	115152	1

IZMX16, IZMX40 and IZM26			
425	XVTL-IZM26-4	132964	1
600	XVTL-IZM26-6	132965	1
800	XVTL-IZM26-8	132966	1
1000	XVTL-IZM26-10	132967	1
1200	XVTL-IZM26-12	132968	1

Add-On Distribution Boards

Width (mm)	Type Designation	Article No.	Units per package
------------	------------------	-------------	-------------------

XMPIX16MW Mounting Plate for IZMX16 combinable with Profi+ Mounting Frame and MSW

- for single switch, 3- and 4-pole, fixed and withdrawable
- for fixing the mounting plate you need to order the XVTL-HP-...-MIB horizontal profiles according to the respective cabinet depth (one switch per mounting plate)

VT125414



600	XMPIX16MW600	174573	1
-----	--------------	--------	---

XMPIX16_40MW Mounting Plate for IZMX16 and IZMX40 combinable with Profi+ Mounting Frame and MSW

- for max. two IZMX16, 3- and 4-pole, fixed and withdrawable or for single IZMX40, 3- and 4-pole, fixed and withdrawable
- for fixing the mounting plate you need to order the XVTL-HP-...-MIB horizontal profiles according to the respective cabinet depth (one switch per mounting plate)

vt125214




800	XMPIX16_40MW800	174574	1
1000	XMPIX16_40MW1000	174575	1

Height (mm)	Width (mm)	Type Designation	Article No.	Units per package
-------------	------------	------------------	-------------	-------------------

XMPIX Front Plate for IZMX16

- only in combination with Profi+ MSW or Front Plate Support
- suitable for 3- and 4-pole type


vt124114



Withdrawable

500	600	XMPIX16W-C-H500W600	174576	1
	800	XMPIX2X16W-C-H500W800	174577	1
	1000	XMPIX2X16W-C-H500W1000	174578	1

vt123914



Fixed

500	600	XMPIX16F-C-H500W600	174579	1
	800	XMPIX2X16F-C-H500W800	174580	1
	1000	XMPIX2X16F-C-H500W1000	174581	1

XMPIX40 Front Plate for IZMX40

- only in combination with Profi+ MSW or Front Plate Support
- suitable for 3- and 4-pole type

VT124414



Withdrawable

600	800	XMPIX40W-C-H600W800	174582	1
	1000	XMPIX40W-C-H600W1000	174583	1

vt124514



Fixed

600	800	XMPIX40F-C-H600W800	174584	1
	1000	XMPIX40F-C-H600W1000	174585	1

Add-On Distribution Boards

For Height (mm)	Type Designation	Article No.	Units per package
-----------------	------------------	-------------	-------------------

XVTL-VP Vertical Profiles

- Set consisting of 2 units of XVTL-VP vertical profiles, depending on the height either of 2 or 4 units of XVTL-BRA brackets and/or 2 units of XVTL-BRA/M brackets for additional support in the middle

WA_VT08102



600	XVTL-VP6	115157	1
1000	XVTL-VP10	115158	1
1400	XVTL-VP14	115159	1
1600	XVTL-VP16	115160	1
1800	XVTL-VP18	115161	1
2000	XVTL-VP20	115162	1

wa_vt01207



600	XVTL-VP6/SET	115163	1
1000	XVTL-VP10/SET	115164	1
1400	XVTL-VP14/SET	115165	1
1600	XVTL-VP16/SET	115166	1
1800	XVTL-VP18/SET	115167	1
2000	XVTL-VP20/SET	115168	1

For Depth (mm)	For Width (mm)	Cables	Type Designation	Article No.	Units per package
----------------	----------------	--------	------------------	-------------	-------------------

XSPBA, XVTL-BP/JL Bottom Covers

- Type XSPBA with shift-back flange, 60 - 75 mm deep, adjustable, for thin cables
- Type XVTL-BP/JL with shift-back flange, 90 - 105 mm deep, adjustable, for thick cables

wa_vt14213



35	425		XSPBAC0401	107687	1
	600		XSPBAC0601	107688	1
	800		XSPBAC0801	107689	1
	850		XSPBAC08501	143358	1
	1000		XSPBAC01001	107690	1
	1100		XSPBAC1101	143360	1
	1200		XSPBAC01201	107691	1
	1350		XSPBAC13501	143362	1

wa_vt14113



110	425		XSPBAC0402	107692	1
	600		XSPBAC0602	107693	1
	800		XSPBAC0802	107694	1
	850		XSPBAC08502	143359	1
	1000		XSPBAC01002	107695	1
	1100		XSPBAC1102	143361	1
	1200		XSPBAC01202	107696	1
	1350		XSPBAC13502	143363	1

wa_vt14313



60-75	425	< Ø 50 mm	XSPBA0401	107679	1
	600	< Ø 50 mm	XSPBA0601	107680	1
	800	< Ø 50 mm	XSPBA0801	107681	1
	850	< Ø 50 mm	XSPBA08501	143355	1
	1000	< Ø 50 mm	XSPBA1001	107682	1
	1100	< Ø 50 mm	XSPBA1101	143356	1
	1200	< Ø 50 mm	XSPBA1201	107683	1
	1350	< Ø 50 mm	XSPBA13501	143357	1

WA_VT06702



90-105	425	Ø 50-80 mm	XVTL-BP/JL-4	115237	1
	600	Ø 50-80 mm	XVTL-BP/JL-6	115238	1
	800	Ø 50-80 mm	XVTL-BP/JL-8	115239	1
	850	Ø 50-80 mm	XVTL-BP/JL-85	143233	1
	1000	Ø 50-80 mm	XVTL-BP/JL-10	115240	1
	1100	Ø 50-80 mm	XVTL-BP/JL-11	143231	1
	1200	Ø 50-80 mm	XVTL-BP/JL-12	115241	1
	1350	Ø 50-80 mm	XVTL-BP/JL-135	143232	1

Add-On Distribution Boards

Cable Strain Relief Rails

Profile	For Width (mm)	Type Designation	Article No.	Units per package
---------	----------------	------------------	-------------	-------------------

XAR incl. Screws

wa_vt15013



C	425	XAR04	283850	1
	600	XAR06	283851	1
	800	XAR08	283852	1
	850	XAR085	143183	1
	1000	XAR10	283853	1
	1100	XAR11	133076	1
	1200	XAR12	283854	1
	1350	XAR135	133077	1
Length 2000 mm		XAR2000	174589	1

Size of thread	Type Designation	Article No.	Units per package
----------------	------------------	-------------	-------------------

XNNGP-M Threaded Plates for Cable Strain Relief Rails

vt74615




M6	XNNGP-M6	174591	1
M8	XNNGP-M8	174590	1

Profile	For Width (mm)	Type Designation	Article No.	Units per package
---------	----------------	------------------	-------------	-------------------

XVTL-AB incl. Screws

wa_vt29513



L	425	XVTL-AB-4	115242	1
	600	XVTL-AB-6	115243	1
	650	XVTL-AB-65	174325	1
	800	XVTL-AB-8	115244	1
	850	XVTL-AB-85	143230	1
	1000	XVTL-AB-10	115245	1
	1100	XVTL-AB-11	143228	1
	1200	XVTL-AB-12	115246	1
	1350	XVTL-AB-135	143229	1

Description	Type Designation	Article No.	Units per package
-------------	------------------	-------------	-------------------

XAB4, XVTL-SPT6 Wiring Diagram Pocket

wa_vt08413



Plastic, self-adhesive, suitable format DIN A4 upright	XAB4	283482	1
Metal, to be fixed on the door profile using M5 screws, suitable format DIN A4 upright and DIN A5 landscape	XVTL-SPT6	115247	1

XVTL-DA-F Door Arrester Set

- Stop angle for door

vt47015



Door arrester in 90° position, with pneumatic shock absorber	XVTL-DA-F	178127	1
--	-----------	--------	---

Add-On Distribution Boards

Busbar Support

Dimensions of Busbars (mm)	Rated Current (A)	Type Designation	Article No.	Units per package
----------------------------	-------------------	------------------	-------------	-------------------

Busbar Support up to 2500 A

- Designed for universal use with 10 mm flat copper busbars L1, L2, L3, N
- 125 mm distance between the busbars
- Rated operating current acc. to type max. 1250, 1600, 2000, 2500 A
- Scope of delivery includes the screws

wa_vt01607



2x40x10	1250	XBST12	283874	1
2x60x10	1600	XBST16	283876	1
2x80x10	2000	XBST20	283878	1
2x100x10	2500	XBST25	283879	1

Busbar Support up to 1600 A

- 60 mm distance between the busbars
- Designed for universal use with 10 mm flat copper busbars L1, L2, L3, N
- Mounting on frame for 400 mm depth of section
- Rated operating current acc. to type max. 800, 1250, 1600 A
- Scope of delivery includes the screws
- Including metal support

wa_vt58813



2x20x10	800	XBST08-1	283873	1
2x40x10	1250	XBST12-1	283875	1
2x60x10	1600	XBST16-1	283877	1

Mounting	Type Designation	Article No.	Units per package
----------	------------------	-------------	-------------------

XVTL-BSB Busbar holder to be mounted in the back side of the section

- for flat copper
- 185 mm phase to phase distance
- rated current 2500 A
- rated short-time withstand current I_{cw} (0,1 s) = 80 kArms; I_{cw} (1s) = 65 kArms
- rated peak withstand current I_{pk} = 176 kA
- surface insulation resistance 1010 W/cm
- max. operating temperature 130°C
- incl. metal support and screws
- middle bus bar support XVTL-BSB-M is used starting from section width 800 mm in order to reach the necessary short circuit strength

VT28010




left/right	XVTL-BSB	116890	1
middle	XVTL-BSB-M	116891	1

Dimensions of Busbars (mm)	Rated Current (A)	Type Designation	Article No.	Units per package
----------------------------	-------------------	------------------	-------------	-------------------

XBSN Bus bar holder for N-conductor

- for flat copper 10 mm
- incl. sheet steel angle
- incl. screws

wa_vt08813



2x40x10	1600	XBSN16	284747	1
2x60x10	2000	XBSN20	284748	1
2x80x10	2500	XBSN32	284749	1
3x80x10	3200	XBSN32	284749	1

Add-On Distribution Boards

Dimensions of Busbars (mm)	Rated Current (A)	Type Designation	Article No.	Units per package
----------------------------	-------------------	------------------	-------------	-------------------

XBSP Bus bar holder for PE/PEN-conductor

- for flat copper 10 mm
- incl. screws

VT27209



1x40x10	1600	XBSP	283872	1
1x60x10	2000			
1x80x10	2500			
1x100x10	3200			

Description	Type Designation	Article No.	Units per package
-------------	------------------	-------------	-------------------

Mounting Angle for SASY60i Rail Support

- Fitting for SASY60i Rail Support BBS-3/FL+BBS-1/FL
- Fitting for 3 and 4 pole
- To mount onto XBBB..
- For horizontal mounting (H = 13 mm)
- For vertical mounting (H = 43 mm)

vt70515



horizontal	XVTL-SASY60-HORIZONTAL	180583	1
------------	------------------------	--------	---

wa_vt01207



vertical	XVTL-SASY60-VERTICAL	180584	1
----------	----------------------	--------	---

PHZ-E10/30 Semi-Cylinder Lock with Key, KEY-E10/30-GS Reserve Key

N8199



Profile semi-cylinder 10/30, single-door locking, incl. 1 key	PHZ-E10/30-GS	138574	1
---	---------------	--------	---

N8199



Profile semi-cylinder 10/30, multidoor locking, incl. 3 keys	PHZ-E10/30-VS	138575	1
--	---------------	--------	---

N8199



Reserve key single-door locking	KEY-E10/30-GS	138576	3
---------------------------------	---------------	--------	---









XAT Eye Bolts (for Transportation by Crane)

wa_vt01707












M 12	XAT	283855	4
------	-----	--------	---





Add-On Distribution Boards

	Description	Type Designation	Article No.	Units per package	
XVTL-SCREW-SET - Spare Screws					
• Set of spare screws including different xEnergy Light screws					
N05204		XVTL-SCREW-SET	116894	1	
XAC Sealing Set					
WA_VT10603		Set for add-on of cabinets (IP40)	XAC	283483	1
WA_VT10603		Sealing set for add-on of cabinets (IP55)	XAC55	284793	1
XACB Section Connection Bracket					
• added to XAC or XAC55					
wa_vt27213		XACB	134484	2	
XACC Section Connection Clip					
• added to XAC or XAC55					
wa_vt2613		XACC	126859	4	
XVTL-WFB Wall Angle Bracket					
vt06015		XVTL-WFB	177324	1	
XVTL-CLIPSNUT-M8 Clips Nut, NWS-KG/MU Cage Nut					
vt10515		M8 clips nut for mounting different components on the frame	XVTL-CLIPSNUT-M8	115250	10
wa_vt29413		M6 cage nut (stainless steel) for mounting different components on the frame	NWS-KG/MU	255215	1


Add-On Distribution Boards

	Description	Type Designation	Article No.	Units per package
F3A Flanges				
VT17407 	Blind flange	F3A-0	074182	1
VT09208 	Blind flange, sheet steel	F3A-XP	113426	1
VT17507 	4xM16, 6xM25/16, 8xM32/20	F3A-4	081301	1
VT17307 	2xM20, 8xM25/16, 4xM32/20, 1xM50/32	F3A-8	091468	1
VT17607 	2xM16, 12xM20, 2xM40/25, 2xM50/32	F3A-12	076555	1
VT17707 	24xM16, 13xM20	F3A-34	078928	1
VT17807 	2 Grommets for cables up to Ø 70mm	F3A-KTD	083674	1
VT17207 	Cellular rubber pass-through flange 40 cables Ø 10-13mm 4 cables Ø 17-21mm 2 cables Ø 27-30mm	F3A-D	010145	1
VT28210 	Sheet steel flange plate as ventilation shroud	F3A-V	149194	1


Add-On Distribution Boards

	Description	Type Designation	Article No.	Units per package
UFK Pass-through Flanges				
VT35010 	8xM20, 6xM25, 5xM32, 7xM40	UFK1	150661	1
VT34810 	4xM16, 32xM20, 4xM25, 3xM40	UFK2	150662	1
VT35110 	6xM16, 12xM20, 15xM25, 3xM32, 3xM40	UFK3	150663	1
VT34910 	6xM16, 1xM20, 4xM25, 5xM32, 3xM50/63	UFK4	150664	1

Lock set for UFK flanges


VT34510 		XBUFK	150665	1
---	--	-------	--------	---

Adaptor Frame - F3A/UFK flanges

VT34710 	Adaptor frame to mount UFK flanges into a cut-out for F3A flanges	UFK-AFP-F3A	150642	1
--	---	-------------	--------	---


TS35 DIN Rail

- TS35x7,5: The short-circuit strength as PE conductor conform to Cu conductor 16 mm²
- TS35x15: The short-circuit strength as PE conductor conform to Cu conductor 50 mm²
- Length: 2 m

VT07310 		TS35x7,5	53030	20
		TS35x15	50657	10

TS1-BRA-CS Mounting Bracket addicted

- For mounting of DIN Rail TS35x7,5/15
- Steel sheet zinc coated

VT16310 		TS1-BRA-CS	138772	100
--	--	------------	--------	-----

Add-On Distribution Boards

Lighting

Version	Power consumption	Type Designation	Article No.	Units per package
---------	-------------------	------------------	-------------	-------------------

LED Cabinet Lamp with Proximity-Sensor and Switch, magnet strip DNW-SIL/LED/IR/S/MG

NT01412



SlimLine LED	4W @ 24VDC	DNW-SIL/LED/IR/S/MG	170125	1
--------------	------------	---------------------	--------	---

LED Converter for Cabinet Lamp SlimLine LED, DNW-CON/LED/...

NT01312



1 SlimLine LED	5W	DNW-CON/LED/5W	170126	1
up to 3 SlimLine LEDs)	15W	DNW-CON/LED/15W	170127	1

Version	Type Designation	Article No.	Units per package
---------	------------------	-------------	-------------------

Door Contact NWS-TKT

N03006



Accessory	NWS-TKT	255420	1
Assembled (onto angle for door contact)	NWS-TKT/M	285046	1

Version	Type Designation	Article No.	Units per package
---------	------------------	-------------	-------------------

Door Grounding Set BFZ-DES

VT19305



6 mm ² , length 300 mm	BFZ-DES	101665	1
-----------------------------------	---------	--------	---

BPZ-CPS-7035 Flask with Brush Applicator, BPZ-SPRAY-7035 Spray

VT09405



Flask RAL 7035	BPZ-CPS-7035	286771	1
----------------	--------------	--------	---

VT12208



Spray RAL 7035	BPZ-SPRAY-7035	116678	1
----------------	----------------	--------	---

Add-On Distribution Boards

Height	Width	Type Designation	Article No.	Units per package
--------	-------	------------------	-------------	-------------------

XVTL-BP-F Profi+ Mounting Frame

- Not suitable for a depth of 300 mm
- Installation units see in catalogue Profi+

wa_vt08513



1200	425	XVTL-BP-F-4/12	191018	1
	600	XVTL-BP-F-6/12	191019	1
	800	XVTL-BP-F-8/12	191020	1
	1000	XVTL-BP-F-10/12	191021	1
	1200	XVTL-BP-F-12/12	191022	1
1400	600	XVTL-BP-F-6/14	115177	1
	800	XVTL-BP-F-8/14	187941	1
	1000	XVTL-BP-F-10/14	187942	1
	1200	XVTL-BP-F-12/14	187943	1
1600	425	XVTL-BP-F-4/16	115172	1
	600	XVTL-BP-F-6/16	115178	1
	800	XVTL-BP-F-8/16	115184	1
	1000	XVTL-BP-F-10/16	115190	1
	1200	XVTL-BP-F-12/16	115196	1
1800	600	XVTL-BP-F-6/18	115179	1
	800	XVTL-BP-F-8/18	115185	1
	1000	XVTL-BP-F-10/18	115191	1
	1200	XVTL-BP-F-12/18	115197	1
2000	425	XVTL-BP-F-4/20	115173	1
	600	XVTL-BP-F-6/20	115180	1
	800	XVTL-BP-F-8/20	115186	1
	1000	XVTL-BP-F-10/20	115192	1
	1200	XVTL-BP-F-12/20	115198	1

XVTL-BP-F Profi+ Mounting Frame and Assembly Frame

- For all depths of Distribution Boards (300, 400, 600 mm)
- Section width 650 and 850 mm
- Consisting of Mounting Frame and Assembly Frame
- Installation units see in catalogue Profi+

VT105314



1400	650	XVTL-BP-F-65/14	174278	1
	850	XVTL-BP-F-85/14	174282	1
1600	650	XVTL-BP-F-65/16	174279	1
	850	XVTL-BP-F-85/16	174283	1
1800	650	XVTL-BP-F-65/18	174280	1
	850	XVTL-BP-F-85/18	174284	1
2000	650	XVTL-BP-F-65/20	174281	1
	850	XVTL-BP-F-85/20	174285	1

Add-On Distribution Boards

Height	Type Designation	Article No.	Units per package
--------	------------------	-------------	-------------------

XVTL-BP-F Profi+ Mounting Frame (only for depth of 300 mm)

- Only for installation in Distribution Boards with a depth of 300 mm
- Installation units see in catalogue Profi+

VT33114



1400	XVTL-BP-F-14/3	173653	1
1600	XVTL-BP-F-16/3	173654	1
1800	XVTL-BP-F-18/3	173655	1
2000	XVTL-BP-F-20/3	173656	1

Height	Width	Type Designation	Article No.	Units per package
--------	-------	------------------	-------------	-------------------

XVTL-BP-W Profi+ Built-in Frame for Installation Outgoers

- Distance from front plate to door = 135 mm
- Installation units see in catalogue Profi+

wa_vt08613



1200	425	XVTL-BP-W-4/12	191023	1
	600	XVTL-BP-W-6/12	191024	1
	800	XVTL-BP-W-8/12	191025	1
	1000	XVTL-BP-W-10/12	191026	1
	1200	XVTL-BP-W-12/12	191027	1
1400	600	XVTL-BP-W-6/14	115207	1
	800	XVTL-BP-W-8/14	187944	1
	1000	XVTL-BP-W-10/14	187945	1
	1200	XVTL-BP-W-12/14	187946	1
1600	425	XVTL-BP-W-4/16	115202	1
	600	XVTL-BP-W-6/16	115208	1
	800	XVTL-BP-W-8/16	115214	1
	1000	XVTL-BP-W-10/16	115220	1
	1200	XVTL-BP-W-12/16	115226	1
1800	600	XVTL-BP-W-6/18	115209	1
	800	XVTL-BP-W-8/18	115215	1
	1000	XVTL-BP-W-10/18	115221	1
	1200	XVTL-BP-W-12/18	115227	1
2000	425	XVTL-BP-W-4/20	115203	1
	600	XVTL-BP-W-6/20	115210	1
	800	XVTL-BP-W-8/20	115216	1
	1000	XVTL-BP-W-10/20	115222	1
	1200	XVTL-BP-W-12/20	115228	1

Add-On Distribution Boards

Height	Width	Type Designation	Article No.	Units per package
--------	-------	------------------	-------------	-------------------

XVTL-BP-W Profi+ Built-in Frame for Installation Outgoers with installation depth 185 mm

- Distance from front plate to door = 185 mm
- Installation units see in catalogue Profi+

wa_vt08613



1200	425	XVTL-BP-W-4/12-185	191028	1
	600	XVTL-BP-W-6/12-185	191029	1
	800	XVTL-BP-W-8/12-185	191030	1
	1000	XVTL-BP-W-10/12-185	191031	1
	1200	XVTL-BP-W-12/12-185	191032	1
1400	600	XVTL-BP-W-6/14-185	120625	1
	800	XVTL-BP-W-8/14-185	187947	1
	1000	XVTL-BP-W-10/14-185	187948	1
	1200	XVTL-BP-W-12/14-185	187949	1
1600	425	XVTL-BP-W-4/16-185	120623	1
	600	XVTL-BP-W-6/16-185	120626	1
	800	XVTL-BP-W-8/16-185	120629	1
	1000	XVTL-BP-W-10/16-185	120632	1
	1200	XVTL-BP-W-12/16-185	120635	1
1800	600	XVTL-BP-W-6/18-185	120627	1
	800	XVTL-BP-W-8/18-185	120630	1
	1000	XVTL-BP-W-10/18-185	120633	1
	1200	XVTL-BP-W-12/18-185	120636	1
2000	425	XVTL-BP-W-4/20-185	120624	1
	600	XVTL-BP-W-6/20-185	120628	1
	800	XVTL-BP-W-8/20-185	120631	1
	1000	XVTL-BP-W-10/20-185	120634	1
	1200	XVTL-BP-W-12/20-185	120637	1

Add-On Distribution Boards

Set for splitted composition

Height	Type Designation	Article No.	Units per package
--------	------------------	-------------	-------------------

XVTL-SF-../3 Set for splitted composition (only for depth of 300 mm)

- Only for installation in Distribution Boards with a depth of 300 mm
- For instance splitting of 400/400 mm, 400/600 mm, 600/600 mm

VT33214



1400	XVTL-SF-14/3	187950	1
1600	XVTL-SF-16/3	173657	1
1800	XVTL-SF-18/3	173658	1
2000	XVTL-SF-20/3	173659	1

XVTL-SF-...-200 Set for splitted composition with cable area 200 mm (only for depth of 300 mm)

- Only for installation in Distribution Boards with a depth of 300 mm
- With 200 mm compartment for cable duct with door inside for cable area cover
- Internal door is accessory of Profi+

VT33314



1400	XVTL-SF-14/3-200	187951	1
1600	XVTL-SF-16/3-200	173660	1
1800	XVTL-SF-18/3-200	173661	1
2000	XVTL-SF-20/3-200	173662	1

XVTL-SF Set for splitted composition

- For all depths of Distribution Boards except 300 mm
- For instance splitting of 400/400 mm, 400/600 mm, 600/600 mm

VT33014



1200	XVTL-SF-12	191043	1
1400	XVTL-SF-14	187952	1
1600	XVTL-SF-16	173663	1
1800	XVTL-SF-18	173664	1
2000	XVTL-SF-20	173665	1

Add-On Distribution Boards

Height	Type Designation	Article No.	Units per package
--------	------------------	-------------	-------------------

XVTL-SF-...-200 Set for splitted composition with cable area 200 mm

- For all depths of Distribution Boards except 300 mm
- With 200 mm compartment for cable duct with door inside for cable area cover
- Internal door is accessory of Profi+

VT33814



1200	XVTL-SF-12-200	191044	1
1400	XVTL-SF-14-200	187953	1
1600	XVTL-SF-16-200	173666	1
1800	XVTL-SF-18-200	173667	1
2000	XVTL-SF-20-200	173668	1

Mounting plate as high as the section for a 200 mm compartment

- Suitable for all depth ranges of the cabinet
- Mounting plate in one piece, made of sheet steel
- Material thickness 2 mm

1200/200	XVTL-MPL1200-200	191045	1
1400/200	XVTL-MPL1400-200	191046	1
1600/200	XVTL-MPL1600-200	191047	1
1800/200	XVTL-MPL1800-200	191048	1
2000/200	XVTL-MPL2000-200	191049	1

XVTL-ICD Set for splitted composition (nur für Breite 850 mm)

- Only for Distribution Boards with width 850 mm
- For all depths of Distribution Boards
- With 200 mm compartment for cable duct with door inside for cable area cover
- With door inside for cable area cover

VT104814



1400	XVTL-ICD-14	174314	1
1600	XVTL-ICD-16	174315	1
1800	XVTL-ICD-18	174316	1
2000	XVTL-ICD-20	174317	1


Add-On Distribution Boards

Height	Type Designation	Article No.	Units per package
--------	------------------	-------------	-------------------

XVTL-BP-W Profi+ Frame Cover horizontal

- Front part - above/below

VT36514



for height 1600 and 1800 mm

200	XVTL-BP-W-2/16/18-TB	173669	2
400	XVTL-BP-W-4/16/18-TB	173670	2
600	XVTL-BP-W-6/16/18-TB	173671	2
800	XVTL-BP-W-8/16/18-TB	173672	2
1000	XVTL-BP-W-10/16/18-TB	173673	2

for height 2000 mm

200	XVTL-BP-W-2/20-TB	173674	2
400	XVTL-BP-W-4/20-TB	173675	2
600	XVTL-BP-W-6/20-TB	173676	2
800	XVTL-BP-W-8/20-TB	173677	2
1000	XVTL-BP-W-10/20-TB	173678	2

Add-On Distribution Boards

60 mm busbar system in cabinets of 400 mm depth

Section height	Type Designation	Article No.	Units per package
----------------	------------------	-------------	-------------------

Fitting kit for a 200 mm wide, vertically arranged busbar area

- Can only be used for a section depth of 400 mm
- Suitable XBST08/10/16 busbar carriers
- Independent of section width, can be used for a width of 600/800/1000/1200 mm
- Suitable fitting kits are available in every section height (1200, 1400, 1600, 1800, 2000 mm)
- If a vertically arranged main busbar is used for a section width of 600, 800, 1000 or 1200 mm, the rest of the fitting area is suitable for standard widths of the Profi+ installation system (side mounting-panel MSW or fixed installation with mounting frame). In each case, the switchgear area is 200 mm smaller than the total section height. Therefore the standard Profi+ fittings will always be suitable.

1200	XVTL-SV-12	191033	1
1400	XVTL-SV-14	191034	1
1600	XVTL-SV-16	191035	1
1800	XVTL-SV-18	191036	1
2000	XVTL-SV-20	191037	1

Height of the switchgear area	Type Designation	Article No.	Units per package
-------------------------------	------------------	-------------	-------------------

Front covers for a 200 mm wide, vertical busbar area

- Suitable for 200 mm wide busbar areas
- Busbar area is always as high as the switchgear area (without a horizontal main busbar)
- Version in several parts

1200	XVTL-SV/P/F-12	191038	1
1400	XVTL-SV/P/F-14	191039	1
1600	XVTL-SV/P/F-16	191040	1
1800	XVTL-SV/P/F-18	191041	1
2000	XVTL-SV/P/F-20	191042	1

Section width	Type Designation	Article No.	Units per package
---------------	------------------	-------------	-------------------

Fitting kit for a 200 mm wide, horizontally arranged busbar area

- Suitable only for a section depth of 400 mm
- Suitable XBST08/10/16 busbar carriers
- Can be used for a section width of 600/800/1000/1200 mm
- Fitting kit independent of section height, suitable for heights of 1200, 1400, 1600, 1800, 2000 mm
- If a horizontally arranged main busbar is used for a section height of 1400, 1600, 1800 or 2000 mm, the rest of the fitting area is suitable for standard widths of the Profi+ installation system (side mounting-panel MSW or fixed installation with mounting frame). In each case, the switchgear area is 200 mm smaller than the total section height. Therefore the standard Profi+ fittings will always be suitable.

425	XVTL-SH-4	187954	1
600	XVTL-SH-6	187955	1
800	XVTL-SH-8	187956	1
1000	XVTL-SH-10	187957	1
1200	XVTL-SH-12	187958	1

Add-On Distribution Boards

Section width	Type Designation	Article No.	Units per package
---------------	------------------	-------------	-------------------

Separation panel for a 200 mm high, horizontally arranged busbar area

- Can only be used for a section depth of 400mm
- Separation panel in several parts
- Incl. screws
- Fitting kit independent of section height, suitable for heights of 1200, 1400, 1600, 1800 or 2000 mm

425	XVTL-SH/P-4	187959	1
600	XVTL-SH/P-6	187960	1
800	XVTL-SH/P-8	187961	1
1000	XVTL-SH/P-10	187962	1
1200	XVTL-SH/P-12	187963	1

Front covers for a 200 mm high, horizontally arranged busbar area

- Suitable for 200 mm wide, horizontally arranged busbar areas
- Cover for busbar area can be selected in the respective section width
- Incl. screws


425	XVTL-SH/P/F-4	187964	1
600	XVTL-SH/P/F-6	187965	1
800	XVTL-SH/P/F-8	187966	1
1000	XVTL-SH/P/F-10	187967	1
1200	XVTL-SH/P/F-12	187968	1

Add-On Distribution Boards

Description	Type Designation	Article No.	Units per package
-------------	------------------	-------------	-------------------

KSX Connection System without drilling up to 2500 A

wa_v126913



Busbar Support outer 3+4-pole	KSX-34P-EXT	138268	2
Busbar Support central 3+4-pole	KSX-34P-MID	138269	1
Busbar Support central 3-pole	KSX-3P-MID	138360	1

CU-BAR Busbar

wa_v113113



Double-T-Profile tin-plated, up to 1250 A ¹⁾ , length 2,4 m	CU-BAR-500/T	107166	1
Double-T-Profile tin-plated, up to 1600 A ¹⁾ , length 2,4 m	CU-BAR-720/T	107167	1
Triple-T-Profile tin-plated, up to 2500 A ¹⁾ , length 2,4 m	CU-BAR-1140/T	107168	1

¹⁾ At temperature of 87,5°C and an ambient temperature of 35°C, please refer to the current load diagram in the Technical Data section for further values.

Max. rated oper. current I _e (A)	Description	Type Designation	Article No.	Units per package
---	-------------	------------------	-------------	-------------------

AKP Profile Terminal


• for the connection to the Double-T or Triple-T-Profile

wa_v112413




1600	Terminal space 41 x 20-42 mm for Double-T-Profile	AKP800	107198	3
1600	Terminal space 51 x 5-28 mm for Double-T-Profile	AKP750	138364	3
1600	Terminal space 51 x 20-42 mm for Double-T-Profile	AKP1000	107199	3
1600	Terminal space 64 x 5-28 mm for Double-T-Profile	AKP900	138365	3
2000	Terminal space 64 x 20-42 mm for Double-T-Profile	AKP1200	138366	3
2500	Terminal space 81 x 20-42 mm for Double-T-Profile	AKP1600	138367	3
3000	Terminal space 101 x 20-42 mm for Double-T-Profile	AKP2000	138368	3
3200	Terminal space 101 x 23-45 mm for Triple-T-Profile	AKP3600	138369	1

Add-On Distribution Boards


	Max. rated oper. current I _e (A)	Description ¹⁾	Type Designation	Article No.	Units per package
AKU Universal Conductor Terminal					
• for busbars 10 mm					
VT13806 					
180		1,5 - 16 mm ² , AWG 14 - AWG 6. ⊗ directly terminated, ○ ⊙ ▨ 8x6x0.5	AKU16/10	107191	100
270		4 - 35 mm ² , AWG 10 - AWG 2. ⊗ directly terminated, ○ ⊙ ▨ 3x9x0.8 or 6x9x0.8	AKU35/10	107192	50
400		16 - 70 mm ² , AWG 4 - AWG 2/0. ⊗ directly terminated, ○ ⊙ ▨ 2x(3x9x0.8) or 6x9x0.8	AKU70/10	107193	25
440		116 - 120 mm ² , AWG 4 - MCM 250. ⊗ directly terminated, ○ ⊙ ▨ 4x16x0.8 or 6x16x0.8 or 10x16x0.8	AKU120/10	107194	25

AK(S) Base Terminal

• for Double-T or Triple-T-Profile

VT13306 					
500		95 - 185 mm ² , AWG 3/0 - MCM 350. ⊗ directly terminated, ⊙ ◇	AKS185	107195	6
600		150 - 300 mm ² , MCM 300 - MCM 600. ⊗ directly terminated, ⊙ ◇	AKS300	107196	6
630		95 - 300 mm ² , AWG 3/0 - MCM 600. ⊗ directly terminated, ⊙ ◇	AK300	138363	3

- ¹⁾ ○ Round conductor, single-wired
 ⊗ Round conductor, fine-wired with expertly pressed wire end ferrule
 ⊙ Round conductor, multi-wired
 ◇ Sector conductor, single-wired
 ◇ Sector conductor, multi-wired
 ▨ Cu band
 ■ Cu bar

	Max. rated oper. current I _e (A)	Description	Type Designation	Article No.	Units per package
AKU-M Stud-type Terminal					
• For connection with cable lug on busbars 10 mm, Double-T and Triple-T-Profile					
wa_v173513 					
490		for cable lug M8	AKU-M8/10	138362	20
630		for cable lug M10	AKU-M10/10	138361	6

Add-On Distribution Boards

xEnergy Light Technical Data

Electrical

Standards	IEC/EN 60439-1, IEC/EN 60439-3, IEC/EN 62208, IEC/EN 61439-1/2
Safety measure	Protection class I
Rated insulation voltage U_i	600 V
Rated operational voltage U_e	415 V
Rated impulse voltage U_{imp}	6 kV
Overtoltage category	IV
Pollution degree	3
Rated frequency	50Hz / AC
Rated current I_e (busbars)	up to 2500 A
Rated short-time withstand current I_{cw}	65 kA (1s)
Rated peak withstand current I_{pk}	143 kA
Earth connections I^2t	
Base frame: Main earthing point - M10 screw	$50 \times 10^6 \text{ A}^2\text{s}$
Side/rear panel: M6 taptite screw	$3.9 \times 10^6 \text{ A}^2\text{s per screw}$
Door: M6 welding bolt	$4.68 \times 10^6 \text{ A}^2\text{s}$

Mechanical

Application	Floor-standing enclosure for stand-alone or add-on installation for setting up a low-voltage distribution board; removable rear and side panels
Installation conditions	Indoor installation
Dimensions	
Height	1400, 1600, 1800, 2000
Width	425, 600, 800, 850, 1000, 1100, 1200, 1350
Depth	300, 400, 500, 600, 800
Degree of protection	IP40 or IP55, IK10
Environmental conditions	
Short-time maximum value	+40°C (104°F)
Maximum (24h mean value)	+35°C (95°F)
Minimum value	-5°C (23°F)
Humidity	50% at 40°C (104°F)
Material	Sheet steel
Paint	Phosphatised and polyester-powder-coated
Colour	RAL 7035
Door	Hinges inside, with a max. opening angle of 120°, hinges for 180° opening angle are available as accessories. As of a width of 1000 mm, doors are available as single-wing or douggle-wing version. A two-way key-bit lock comes as standard equipment, a clip-down handle with push-button or various profile semi-cylinder versions is available as accessories.
Cable entry	Different bottom and top covers permit cable insertion from below and/or above
Scope of delivery	• XVTL-BF.: Frame, door, rear panel and top cover pre-assembled or in single parts

Dimensions (mm).

Add-On Distribution Boards







Power Loss

Max. power loss Pv in W that can be installed, depending on the size of the enclosure and taking into account the set-up type

Calculation according to EN60890

No horizontal partitions

Ambient temperature: **25°C**

Degree of prot. IP31			Max. power loss Pv in Watt					
Dimensions in mm			For wall-mounting			Stand-alone		
W	D	H	Enclosure	End enclosure	Center enclos.	Enclosure	End enclosure	Center enclos.
								
425	300	1400	347	319	297	400	358	326
425	400	1400	457	396	351	545	455	391
425	500	1400	596	493	412	635	578	466
425	600	1400	700	626	495	754	661	590
425	800	1400	997	821	704	1026	882	733
600	300	1400	503	449	409	596	567	503
600	400	1400	643	603	506	718	661	614
600	500	1400	776	706	653	882	783	704
600	600	1400	941	823	736	1031	925	803
600	800	1400	1177	1136	934	1210	1136	1042
650	300	1400	571	499	450	641	607	578
650	400	1400	686	643	569	781	716	662
650	500	1400	837	758	698	974	857	767
650	600	1400	1026	889	790	1075	1024	878
650	800	1400	1222	1161	1017	1264	1184	1163
800	300	1400	622	650	628	806	756	713
800	400	1400	777	785	736	1037	932	848
800	500	1400	974	941	853	1105	1069	999
800	600	1400	1058	1136	986	1210	1157	1112
800	800	1400	1249	1289	1233	1440	1339	1255
850	300	1400	662	689	664	878	819	769
850	400	1400	837	841	785	1037	1024	925
850	500	1400	1000	1015	916	1147	1109	1102
850	600	1400	1092	1156	1066	1258	1201	1152
850	800	1400	1295	1332	1274	1503	1395	1305
1000	300	1400	771	835	799	1026	1012	994
1000	400	1400	945	1040	959	1156	1127	1103
1000	500	1400	1042	1168	1145	1282	1235	1195
1000	600	1400	1143	1267	1237	1413	1345	1285
1000	800	1400	1372	1476	1404	1622	1584	1469
1100	300	1400	889	956	907	1100	1084	1069
1100	400	1400	1000	1132	1107	1240	1208	1181
1100	500	1400	1107	1238	1220	1381	1328	1282
1100	600	1400	1218	1346	1310	1530	1451	1382
1100	800	1400	1441	1582	1499	1690	1649	1595
1200	300	1400	900	1103	1039	1177	1159	1143
1200	400	1400	1011	1197	1190	1330	1294	1264
1200	500	1400	1122	1312	1291	1489	1429	1375
1200	600	1400	1241	1431	1390	1591	1570	1489
1200	800	1400	1427	1701	1604	1762	1717	1676
1350	300	1400	975	1165	1170	1305	1283	1264
1350	400	1400	1100	1300	1291	1485	1440	1400
1350	500	1400	1229	1431	1404	1591	1577	1534
1350	600	1400	1370	1571	1521	1685	1660	1638
1350	800	1400	1502	1775	1780	1876	1823	1778
425	300	1600	395	352	320	496	415	364
425	400	1600	549	454	387	594	545	450
425	500	1600	657	590	473	718	634	567
425	600	1600	784	677	600	873	733	632
425	800	1600	1046	928	754	1064	1034	806
600	300	1600	580	551	468	661	617	580
600	400	1600	705	647	603	821	736	667
600	500	1600	878	772	695	968	895	778
600	600	1600	1037	932	802	1074	1021	910
600	800	1600	1245	1165	1070	1298	1196	1111
650	300	1600	621	589	529	724	671	628
650	400	1600	763	698	648	914	812	731
650	500	1600	963	839	749	1013	1001	859
650	600	1600	1082	1026	875	1127	1069	1019
650	800	1600	1301	1215	1188	1366	1256	1165
800	300	1600	695	651	618	838	803	739
800	400	1600	901	807	737	948	921	901
800	500	1600	1007	1013	881	1069	1025	985
800	600	1600	1115	1068	1051	1189	1122	1065
800	800	1600	1355	1256	1182	1409	1332	1224
850	300	1600	749	700	662	873	889	813
850	400	1600	927	876	795	988	959	932
850	500	1600	1044	1013	962	1117	1069	1026
850	600	1600	1158	1107	1071	1246	1173	1110
850	800	1600	1414	1307	1228	1445	1399	1282
1000	300	1600	862	839	783	935	916	900
1000	400	1600	985	966	977	1074	1039	1008
1000	500	1600	1105	1069	1044	1214	1156	1105
1000	600	1600	1232	1173	1130	1323	1276	1201

Add-On Distribution Boards

Power Loss

Max. power loss Pv in W that can be installed, depending on the size of the enclosure and taking into account the set-up type

Calculation according to EN60890

No horizontal partitions

Ambient temperature: **25°C**

Degree of prot. IP31			Max. power loss Pv in Watt					
Dimensions in mm			For wall-mounting Enclosure			Stand-alone Enclosure		
W	D	H	Enclosure	End enclosure	Center enclos.	Enclosure	End enclosure	Center enclos.
1000	800	1600	1442	1403	1308	1481	1433	1405
1100	300	1600	917	909	917	1011	989	970
1100	400	1600	1053	1031	1019	1170	1129	1091
1100	500	1600	1185	1145	1115	1300	1261	1201
1100	600	1600	1328	1261	1210	1385	1358	1311
1100	800	1600	1501	1470	1413	1554	1502	1457
1200	300	1600	939	930	928	1054	1029	1008
1200	400	1600	1076	1051	1037	1218	1172	1131
1200	500	1600	1217	1170	1137	1299	1281	1250
1200	600	1600	1333	1295	1239	1384	1357	1333
1200	800	1600	1493	1460	1442	1558	1504	1456
1350	300	1600	1034	1023	1019	1178	1164	1137
1350	400	1600	1190	1160	1140	1287	1278	1283
1350	500	1600	1322	1299	1257	1386	1365	1349
1350	600	1600	1409	1395	1379	1481	1449	1421
1350	800	1600	1584	1547	1526	1676	1614	1559
425	300	1800	459	394	346	531	495	414
425	400	1800	594	542	434	659	589	535
425	500	1800	727	635	567	823	700	608
425	600	1800	913	751	643	936	841	695
425	800	1800	1093	1012	828	1121	1026	914
600	300	1800	633	592	560	752	687	633
600	400	1800	802	716	652	911	851	748
600	500	1800	962	866	753	1006	959	879
600	600	1800	1069	1016	883	1122	1053	993
600	800	1800	1324	1215	1133	1402	1266	1155
650	300	1800	682	635	599	837	758	695
650	400	1800	880	779	704	952	956	832
650	500	1800	1004	958	824	1058	1008	994
650	600	1800	1116	1060	974	1183	1107	1040
650	800	1800	1393	1274	1186	1449	1339	1219
800	300	1800	807	739	687	882	862	873
800	400	1800	926	936	826	996	959	926
800	500	1800	1041	1000	1008	1127	1067	1015
800	600	1800	1179	1114	1065	1286	1194	1116
800	800	1800	1427	1344	1240	1457	1403	1310
850	300	1800	883	804	743	921	898	878
850	400	1800	962	936	904	1044	1003	967
850	500	1800	1094	1049	1016	1195	1129	1071
850	600	1800	1231	1162	1109	1323	1257	1172
850	800	1800	1464	1407	1295	1500	1442	1383
1000	300	1800	892	879	909	990	963	940
1000	400	1800	1024	995	975	1146	1097	1053
1000	500	1800	1178	1125	1086	1272	1249	1178
1000	600	1800	1321	1252	1188	1367	1333	1296
1000	800	1800	1496	1454	1405	1554	1491	1435
1100	300	1800	959	944	936	1086	1055	1027
1100	400	1800	1115	1082	1058	1234	1217	1165
1100	500	1800	1280	1218	1173	1339	1316	1300
1100	600	1800	1380	1361	1287	1441	1404	1371
1100	800	1800	1567	1520	1490	1642	1573	1512
1200	300	1800	984	967	958	1117	1104	1072
1200	400	1800	1153	1114	1088	1240	1226	1225
1200	500	1800	1283	1261	1209	1347	1322	1300
1200	600	1800	1377	1357	1333	1450	1411	1377
1200	800	1800	1566	1518	1486	1659	1585	1521
1350	300	1800	1104	1082	1070	1208	1202	1197
1350	400	1800	1259	1251	1217	1337	1320	1305
1350	500	1800	1364	1353	1361	1452	1424	1398
1350	600	1800	1466	1443	1433	1566	1521	1482
1350	800	1800	1677	1622	1584	1806	1721	1644
300	300	2000	352	301	265	429	347	296
300	400	2000	505	414	335	543	484	381
300	500	2000	628	544	421	684	578	500
300	600	2000	788	642	544	875	690	569
300	800	2000	991	920	691	1006	911	733
300	1000	2000	1203	1057	908	1228	1063	984
425	300	2000	513	450	381	575	527	486
425	400	2000	649	578	499	743	645	571
425	500	2000	825	694	603	879	788	661
425	600	2000	944	842	692	974	908	768
425	800	2000	1145	1042	923	1190	1066	967
425	1000	2000	1391	1234	1099	1392	1270	1106

Add-On Distribution Boards







Power Loss

Max. power loss Pv in W that can be installed, depending on the size of the enclosure and taking into account the set-up type

Calculation according to EN60890

No horizontal partitions

Ambient temperature: **25°C**

Degree of prot. IP31			Max. power loss Pv in Watt					
Dimensions in mm			For wall-mounting			Stand-alone		
W	D	H	Enclosure	End enclosure	Center enclos.	Enclosure	End enclosure	Center enclos.
								
600	300	2000	700	642	596	875	777	700
600	400	2000	921	794	704	943	904	843
600	500	2000	1004	1007	838	1064	1003	951
600	600	2000	1116	1047	996	1189	1099	1023
600	800	2000	1416	1273	1166	1430	1347	1205
600	1000	2000	1597	1520	1351	1621	1524	1405
650	300	2000	767	698	646	877	878	783
650	400	2000	932	880	772	994	952	914
650	500	2000	1039	992	918	1112	1046	988
650	600	2000	1172	1098	1040	1264	1163	1080
650	800	2000	1460	1345	1228	1485	1420	1282
650	1000	2000	1651	1570	1427	1683	1580	1501
800	300	2000	847	843	764	922	895	870
800	400	2000	958	926	942	1051	1002	958
800	500	2000	1096	1040	998	1213	1132	1063
800	600	2000	1254	1166	1100	1311	1277	1175
800	800	2000	1465	1416	1306	1510	1441	1381
800	1000	2000	1661	1574	1510	1719	1606	1511
850	300	2000	882	865	841	970	940	913
850	400	2000	1001	967	942	1111	1057	1009
850	500	2000	1147	1087	1041	1244	1196	1120
850	600	2000	1320	1224	1151	1354	1315	1244
850	800	2000	1507	1455	1372	1561	1488	1424
850	1000	2000	1710	1619	1551	1780	1660	1559
1000	300	2000	942	922	909	1071	1034	1001
1000	400	2000	1085	1043	1012	1187	1181	1121
1000	500	2000	1264	1190	1134	1304	1275	1264
1000	600	2000	1352	1326	1255	1414	1370	1332
1000	800	2000	1555	1498	1458	1635	1553	1482
1000	1000	2000	1774	1673	1598	1879	1743	1629
1100	300	2000	1007	984	969	1133	1132	1092
1100	400	2000	1183	1134	1097	1255	1236	1219
1100	500	2000	1313	1305	1239	1383	1352	1322
1100	600	2000	1421	1392	1376	1502	1453	1410
1100	800	2000	1638	1575	1531	1743	1651	1572
1100	1000	2000	1878	1765	1682	2016	1862	1734
1200	300	2000	1046	1019	1002	1144	1134	1127
1200	400	2000	1202	1188	1147	1276	1256	1238
1200	500	2000	1316	1300	1293	1401	1367	1336
1200	600	2000	1425	1395	1378	1522	1470	1425
1200	800	2000	1648	1582	1535	1776	1677	1593
1200	1000	2000	1900	1780	1691	2069	1902	1764
1350	300	2000	1153	1152	1129	1240	1229	1219
1350	400	2000	1289	1282	1285	1390	1366	1345
1350	500	2000	1412	1392	1385	1527	1487	1451
1350	600	2000	1530	1495	1475	1664	1603	1549
1350	800	2000	1781	1704	1648	1960	1842	1741
1350	1000	2000	2073	1932	1827	2315	2111	1944

Add-On Distribution Boards

Power Loss

Max. power loss Pv in W that can be installed, depending on the size of the enclosure and taking into account the set-up type

Calculation according to EN60890

No horizontal partitions

Ambient temperature: **25°C**

Degree of prot. IP31 - closed

Dimensions in mm

W

D

H

Max. power loss Pv in Watt

For wall-mounting

Enclosure

End enclosure

Center enclos.

Stand-alone

Enclosure

End enclosure

Center enclos.

W	D	H	Enclosure	End enclosure	Center enclos.	Enclosure	End enclosure	Center enclos.
425	300	1400	270	248	231	311	279	253
425	400	1400	356	308	273	424	354	304
425	500	1400	463	384	321	494	449	363
425	600	1400	545	487	385	587	514	459
425	800	1400	776	638	547	798	686	570
600	300	1400	391	349	318	464	441	391
600	400	1400	500	469	393	559	514	477
600	500	1400	603	549	508	686	609	547
600	600	1400	732	640	573	802	720	624
600	800	1400	916	883	727	941	883	811
650	300	1400	444	388	350	498	472	449
650	400	1400	533	500	442	608	557	515
650	500	1400	651	589	543	757	666	596
650	600	1400	798	692	615	836	797	683
650	800	1400	951	903	791	983	921	904
800	300	1400	509	487	471	605	567	535
800	400	1400	636	589	552	778	699	636
800	500	1400	797	706	640	829	802	749
800	600	1400	865	852	740	907	868	834
800	800	1400	1022	967	925	1080	1004	941
850	300	1400	541	517	498	659	614	576
850	400	1400	684	630	589	778	768	694
850	500	1400	818	761	687	860	832	826
850	600	1400	894	867	799	944	900	864
850	800	1400	1060	999	956	1127	1046	979
1000	300	1400	614	580	555	713	703	690
1000	400	1400	753	723	666	803	783	766
1000	500	1400	830	811	795	890	858	830
1000	600	1400	910	880	859	981	934	893
1000	800	1400	1093	1025	975	1126	1100	1020
1100	300	1400	708	664	630	764	753	743
1100	400	1400	796	786	769	861	839	820
1100	500	1400	881	860	848	959	923	890
1100	600	1400	970	935	910	1063	1008	960
1100	800	1400	1148	1099	1041	1174	1145	1108
1200	300	1400	750	766	721	818	805	794
1200	400	1400	843	831	826	924	899	878
1200	500	1400	935	911	896	1034	993	955
1200	600	1400	1034	994	965	1105	1090	1034
1200	800	1400	1189	1181	1114	1224	1193	1164
1350	300	1400	813	809	813	906	891	878
1350	400	1400	916	903	896	1031	1000	973
1350	500	1400	1024	994	975	1105	1095	1065
1350	600	1400	1141	1091	1056	1170	1153	1138
1350	800	1400	1251	1233	1236	1303	1266	1235
425	300	1600	307	274	249	386	322	283
425	400	1600	427	353	301	462	424	350
425	500	1600	511	459	368	559	493	441
425	600	1600	610	526	466	679	570	491
425	800	1600	813	722	587	827	804	627
600	300	1600	451	429	364	514	480	451
600	400	1600	548	503	469	639	572	519
600	500	1600	683	601	540	753	696	605
600	600	1600	807	725	624	836	794	707
600	800	1600	968	906	832	1009	930	864
650	300	1600	483	458	412	563	522	489
650	400	1600	594	543	504	711	631	568
650	500	1600	749	652	582	788	778	668
650	600	1600	841	798	680	876	832	792
650	800	1600	1012	945	924	1063	977	906
800	300	1600	568	533	506	686	657	604
800	400	1600	737	660	603	776	753	737
800	500	1600	824	829	721	875	838	806
800	600	1600	912	874	860	973	918	871
800	800	1600	1109	1028	967	1153	1090	1001
850	300	1600	613	572	541	714	728	666
850	400	1600	759	717	651	809	784	763
850	500	1600	855	829	787	914	875	840
850	600	1600	948	906	876	1019	960	909
850	800	1600	1157	1069	1004	1183	1145	1049
1000	300	1600	686	668	624	744	729	716
1000	400	1600	784	769	778	855	827	802
1000	500	1600	880	851	831	966	920	880
1000	600	1600	981	934	900	1054	1016	956

Add-On Distribution Boards

Power Loss

Max. power loss Pv in W that can be installed, depending on the size of the enclosure and taking into account the set-up type

Calculation according to EN60890

No horizontal partitions

Ambient temperature: **25°C**

Degree of prot. IP31 - closed

Dimensions in mm

W

D

H

Max. power loss Pv in Watt

For wall-mounting

Enclosure

End enclosure

Center enclos.

Stand-alone

Enclosure

End enclosure

Center enclos.



1000	800	1600	1148	1117	1041	1179	1141	1118
1100	300	1600	730	724	730	805	788	773
1100	400	1600	839	821	811	931	899	869
1100	500	1600	944	911	888	1035	1004	956
1100	600	1600	1058	1004	964	1103	1081	1044
1100	800	1600	1195	1170	1125	1238	1196	1160
1200	300	1600	783	775	773	878	858	840
1200	400	1600	897	876	864	1015	977	943
1200	500	1600	1014	975	948	1083	1068	1041
1200	600	1600	1110	1079	1033	1154	1131	1110
1200	800	1600	1244	1217	1201	1298	1253	1214
1350	300	1600	861	853	849	981	970	948
1350	400	1600	991	966	950	1073	1065	1069
1350	500	1600	1101	1083	1048	1155	1138	1124
1350	600	1600	1174	1163	1149	1234	1208	1184
1350	800	1600	1320	1289	1271	1396	1345	1299
425	300	1800	357	307	269	413	385	322
425	400	1800	462	421	337	512	458	416
425	500	1800	566	494	441	640	545	473
425	600	1800	710	584	500	728	654	540
425	800	1800	850	787	644	872	798	711
600	300	1800	493	460	435	585	534	493
600	400	1800	624	557	507	708	662	582
600	500	1800	748	674	585	783	746	684
600	600	1800	832	791	687	873	819	772
600	800	1800	1029	945	882	1091	984	898
650	300	1800	531	494	466	651	589	540
650	400	1800	685	606	547	741	743	647
650	500	1800	781	745	641	823	784	773
650	600	1800	868	825	757	920	861	809
650	800	1800	1084	991	923	1127	1042	948
800	300	1800	660	604	562	722	705	715
800	400	1800	757	766	676	815	784	757
800	500	1800	852	818	824	922	873	830
800	600	1800	965	911	871	1052	977	913
800	800	1800	1167	1099	1015	1192	1148	1072
850	300	1800	722	657	608	753	734	718
850	400	1800	787	765	740	855	821	791
850	500	1800	895	859	832	977	923	876
850	600	1800	1007	950	907	1083	1029	959
850	800	1800	1197	1152	1060	1227	1180	1131
1000	300	1800	710	700	723	788	767	748
1000	400	1800	816	792	776	913	873	838
1000	500	1800	938	896	865	1013	994	938
1000	600	1800	1052	997	946	1088	1061	1032
1000	800	1800	1191	1157	1118	1237	1187	1143
1100	300	1800	764	751	745	865	840	818
1100	400	1800	888	861	843	983	969	928
1100	500	1800	1019	970	934	1066	1048	1035
1100	600	1800	1099	1084	1025	1148	1118	1091
1100	800	1800	1248	1210	1186	1308	1253	1204
1200	300	1800	820	806	798	931	920	893
1200	400	1800	960	929	907	1033	1022	1021
1200	500	1800	1069	1050	1008	1123	1102	1083
1200	600	1800	1147	1131	1111	1208	1176	1147
1200	800	1800	1305	1265	1239	1383	1321	1268
1350	300	1800	920	901	891	1006	1001	998
1350	400	1800	1049	1043	1014	1114	1100	1088
1350	500	1800	1136	1128	1134	1210	1186	1165
1350	600	1800	1221	1203	1194	1305	1268	1235
1350	800	1800	1398	1351	1320	1505	1434	1370
300	300	2000	273	234	206	334	270	230
300	400	2000	393	322	261	422	376	297
300	500	2000	489	423	328	532	449	389
300	600	2000	613	499	423	680	537	442
300	800	2000	770	716	538	783	708	570
300	1000	2000	936	822	706	955	827	765
425	300	2000	399	350	296	447	410	378
425	400	2000	504	450	388	578	502	444
425	500	2000	642	540	469	684	613	514
425	600	2000	734	655	538	757	706	598
425	800	2000	891	810	718	925	829	752
425	1000	2000	1082	960	855	1083	988	860

Add-On Distribution Boards

Power Loss

Max. power loss Pv in W that can be installed, depending on the size of the enclosure and taking into account the set-up type

Calculation according to EN60890

No horizontal partitions

Ambient temperature: **25°C**

Degree of prot. IP31 - closed

Dimensions in mm

W D H

Max. power loss Pv in Watt

For wall-mounting

Enclosure

End enclosure

Center enclos.

Stand-alone

Enclosure

End enclosure

Center enclos.

W	D	H	Enclosure	End enclosure	Center enclos.	Enclosure	End enclosure	Center enclos.
600	300	2000	545	499	464	680	605	545
600	400	2000	716	618	547	733	703	656
600	500	2000	781	783	652	828	780	739
600	600	2000	868	814	774	925	855	796
600	800	2000	1101	990	907	1112	1048	937
600	1000	2000	1242	1182	1051	1261	1185	1093
650	300	2000	596	543	503	682	683	609
650	400	2000	725	685	601	773	741	711
650	500	2000	808	771	714	865	813	769
650	600	2000	911	854	809	983	904	840
650	800	2000	1135	1046	955	1155	1105	997
650	1000	2000	1284	1221	1110	1309	1229	1168
800	300	2000	693	690	625	755	732	712
800	400	2000	784	758	771	860	820	784
800	500	2000	897	851	817	992	926	870
800	600	2000	1026	954	900	1072	1045	961
800	800	2000	1199	1158	1069	1235	1179	1130
800	1000	2000	1359	1288	1235	1406	1314	1236
850	300	2000	721	708	688	794	769	747
850	400	2000	819	791	770	909	864	826
850	500	2000	938	890	852	1018	979	917
850	600	2000	1080	1001	942	1108	1076	1018
850	800	2000	1233	1191	1123	1277	1217	1165
850	1000	2000	1399	1325	1269	1456	1358	1276
1000	300	2000	750	734	724	853	823	797
1000	400	2000	864	830	806	945	940	892
1000	500	2000	1006	947	903	1038	1015	1006
1000	600	2000	1076	1056	999	1126	1091	1060
1000	800	2000	1238	1192	1161	1302	1237	1180
1000	1000	2000	1412	1332	1272	1496	1388	1297
1100	300	2000	802	784	772	902	901	869
1100	400	2000	942	903	874	999	984	971
1100	500	2000	1045	1039	986	1101	1076	1053
1100	600	2000	1131	1109	1096	1196	1157	1123
1100	800	2000	1304	1254	1219	1388	1315	1252
1100	1000	2000	1495	1405	1339	1605	1482	1380
1200	300	2000	871	849	835	953	945	939
1200	400	2000	1002	990	956	1064	1047	1032
1200	500	2000	1097	1083	1077	1168	1139	1113
1200	600	2000	1187	1163	1148	1269	1225	1187
1200	800	2000	1373	1318	1279	1480	1398	1327
1200	1000	2000	1583	1483	1409	1724	1585	1470
1350	300	2000	961	960	941	1033	1024	1016
1350	400	2000	1074	1068	1070	1158	1138	1121
1350	500	2000	1176	1160	1154	1273	1239	1209
1350	600	2000	1275	1246	1229	1387	1336	1291
1350	800	2000	1484	1420	1374	1633	1535	1451
1350	1000	2000	1727	1610	1523	1929	1759	1620

Add-On Distribution Boards







Power Loss

Max. power loss Pv in W that can be installed, depending on the size of the enclosure and taking into account the set-up type

Calculation according to EN60890

No horizontal partitions

Ambient temperature: **25°C**

Degree of prot. IP42			Max. power loss Pv in Watt					
Dimensions in mm			For wall-mounting			Stand-alone		
W	D	H	Enclosure	End enclosure	Center enclos.	Enclosure	End enclosure	Center enclos.
								
425	300	1400	280	257	239	322	289	262
425	400	1400	368	319	283	439	367	315
425	500	1400	480	397	332	512	465	376
425	600	1400	564	505	399	608	532	476
425	800	1400	803	661	567	827	711	590
600	300	1400	405	362	330	480	456	405
600	400	1400	518	486	407	579	532	494
600	500	1400	625	568	526	711	631	567
600	600	1400	758	663	593	831	745	647
600	800	1400	948	915	753	974	915	840
650	300	1400	460	402	363	516	489	465
650	400	1400	552	518	458	629	577	534
650	500	1400	674	610	563	784	690	618
650	600	1400	827	716	637	866	825	708
650	800	1400	985	935	819	1018	954	937
800	300	1400	528	505	489	627	588	554
800	400	1400	659	610	573	806	725	659
800	500	1400	826	732	664	860	832	777
800	600	1400	897	883	767	941	900	865
800	800	1400	1060	1002	959	1120	1042	976
850	300	1400	561	536	517	683	637	598
850	400	1400	710	654	610	806	797	720
850	500	1400	848	790	713	892	862	857
850	600	1400	927	899	829	979	934	896
850	800	1400	1099	1036	991	1169	1085	1015
1000	300	1400	638	603	577	741	731	718
1000	400	1400	783	751	693	835	814	797
1000	500	1400	863	844	827	926	892	863
1000	600	1400	946	915	893	1021	971	928
1000	800	1400	1136	1066	1014	1171	1144	1061
1100	300	1400	736	690	655	794	783	772
1100	400	1400	828	818	800	896	872	853
1100	500	1400	917	894	881	997	959	926
1100	600	1400	1009	972	946	1105	1048	998
1100	800	1400	1193	1143	1083	1221	1191	1152
1200	300	1400	780	797	750	850	837	826
1200	400	1400	876	865	859	961	935	913
1200	500	1400	972	948	932	1075	1032	993
1200	600	1400	1075	1034	1004	1149	1134	1075
1200	800	1400	1236	1229	1158	1273	1240	1210
1350	300	1400	845	841	845	943	927	913
1350	400	1400	953	939	932	1073	1040	1011
1350	500	1400	1065	1034	1014	1149	1139	1108
1350	600	1400	1187	1135	1099	1217	1199	1183
1350	800	1400	1301	1282	1286	1355	1317	1284
425	300	1600	318	284	258	400	334	293
425	400	1600	442	366	311	479	439	363
425	500	1600	529	476	381	579	510	457
425	600	1600	632	545	483	703	591	509
425	800	1600	843	747	607	857	833	649
600	300	1600	467	444	377	533	497	467
600	400	1600	568	521	486	662	593	537
600	500	1600	708	622	560	780	721	626
600	600	1600	836	751	646	865	822	733
600	800	1600	1003	938	862	1045	963	895
650	300	1600	500	474	426	583	541	506
650	400	1600	615	563	522	737	654	589
650	500	1600	776	676	603	816	806	692
650	600	1600	871	827	705	908	861	821
650	800	1600	1048	979	957	1101	1012	938
800	300	1600	589	553	525	711	681	627
800	400	1600	764	685	625	805	781	764
800	500	1600	854	860	748	907	869	836
800	600	1600	946	906	892	1009	952	903
800	800	1600	1150	1066	1003	1195	1130	1039
850	300	1600	636	594	561	741	755	690
850	400	1600	787	743	675	839	813	791
850	500	1600	886	860	816	948	907	871
850	600	1600	983	939	909	1057	995	942
850	800	1600	1200	1109	1042	1226	1187	1088
1000	300	1600	714	695	649	774	759	745
1000	400	1600	816	799	809	890	860	834
1000	500	1600	915	885	865	1005	957	915
1000	600	1600	1020	971	936	1096	1057	994

Add-On Distribution Boards

Power Loss

Max. power loss Pv in W that can be installed, depending on the size of the enclosure and taking into account the set-up type

Calculation according to EN60890

No horizontal partitions

Ambient temperature: **25°C**

Degree of prot. IP42			Max. power loss Pv in Watt					
Dimensions in mm			For wall-mounting			Stand-alone		
W	D	H	Enclosure	End enclosure	Center enclos.	Enclosure	End enclosure	Center enclos.
1000	800	1600	1194	1162	1083	1226	1187	1163
1100	300	1600	759	753	759	837	819	803
1100	400	1600	872	854	844	969	935	904
1100	500	1600	982	948	923	1076	1044	995
1100	600	1600	1100	1044	1002	1147	1125	1086
1100	800	1600	1243	1217	1170	1287	1244	1206
1200	300	1600	814	806	804	913	892	874
1200	400	1600	932	911	898	1056	1016	980
1200	500	1600	1054	1014	985	1126	1110	1083
1200	600	1600	1155	1122	1074	1200	1176	1155
1200	800	1600	1294	1265	1250	1350	1303	1262
1350	300	1600	896	887	883	1021	1009	985
1350	400	1600	1031	1005	988	1115	1108	1112
1350	500	1600	1145	1126	1089	1201	1183	1169
1350	600	1600	1221	1209	1195	1283	1256	1231
1350	800	1600	1373	1340	1322	1452	1399	1351
425	300	1800	370	318	278	428	399	334
425	400	1800	479	436	349	531	474	431
425	500	1800	586	512	457	663	564	490
425	600	1800	735	605	518	754	677	560
425	800	1800	880	815	667	903	827	737
600	300	1800	510	477	451	606	554	510
600	400	1800	646	577	525	734	685	603
600	500	1800	775	698	606	811	773	708
600	600	1800	861	819	711	904	848	800
600	800	1800	1066	979	913	1130	1020	931
650	300	1800	550	512	483	674	610	560
650	400	1800	709	628	567	767	770	670
650	500	1800	809	771	664	853	812	800
650	600	1800	899	854	784	953	892	838
650	800	1800	1122	1027	956	1167	1079	982
800	300	1800	684	627	583	749	731	741
800	400	1800	785	794	701	845	813	785
800	500	1800	884	849	855	957	905	861
800	600	1800	1001	945	903	1091	1013	947
800	800	1800	1211	1140	1053	1236	1190	1111
850	300	1800	749	682	630	781	762	745
850	400	1800	816	794	767	886	851	820
850	500	1800	928	890	862	1014	958	909
850	600	1800	1044	986	941	1123	1067	994
850	800	1800	1242	1194	1099	1273	1224	1173
1000	300	1800	739	728	752	820	798	778
1000	400	1800	848	824	807	949	908	872
1000	500	1800	975	932	899	1053	1034	975
1000	600	1800	1094	1037	984	1132	1104	1073
1000	800	1800	1238	1204	1163	1286	1234	1188
1100	300	1800	794	781	775	900	874	850
1100	400	1800	923	896	876	1022	1008	965
1100	500	1800	1060	1009	971	1109	1089	1076
1100	600	1800	1143	1127	1066	1193	1162	1135
1100	800	1800	1297	1258	1234	1360	1303	1252
1200	300	1800	853	838	830	968	957	929
1200	400	1800	999	966	943	1075	1062	1062
1200	500	1800	1112	1092	1048	1168	1146	1126
1200	600	1800	1193	1176	1155	1256	1223	1193
1200	800	1800	1357	1316	1288	1438	1374	1318
1350	300	1800	957	937	927	1047	1041	1037
1350	400	1800	1091	1084	1054	1158	1144	1131
1350	500	1800	1182	1173	1179	1258	1234	1212
1350	600	1800	1270	1251	1242	1357	1318	1284
1350	800	1800	1453	1405	1373	1565	1491	1425
300	300	2000	283	243	213	345	280	238
300	400	2000	407	334	270	437	390	307
300	500	2000	506	438	339	551	465	403
300	600	2000	635	517	438	705	556	458
300	800	2000	798	741	557	811	734	591
300	1000	2000	969	851	731	990	857	793
425	300	2000	413	362	307	463	424	392
425	400	2000	523	466	402	598	520	460
425	500	2000	665	559	486	708	635	533
425	600	2000	760	679	557	784	732	619
425	800	2000	923	839	744	959	859	779
425	1000	2000	1120	994	885	1121	1023	891

Add-On Distribution Boards

Power Loss

Max. power loss Pv in W that can be installed, depending on the size of the enclosure and taking into account the set-up type

Calculation according to EN60890

No horizontal partitions

Ambient temperature: **25°C**

Degree of prot. IP42

Dimensions in mm

W D H

Max. power loss Pv in Watt

For wall-mounting

Enclosure

End enclosure

Center enclos.

Stand-alone

Enclosure

End enclosure

Center enclos.

W	D	H	Enclosure	End enclosure	Center enclos.	Enclosure	End enclosure	Center enclos.
600	300	2000	564	517	480	705	626	564
600	400	2000	742	640	567	760	729	679
600	500	2000	809	811	675	857	808	766
600	600	2000	899	843	802	958	885	824
600	800	2000	1141	1025	939	1152	1085	970
600	1000	2000	1287	1225	1089	1306	1228	1132
650	300	2000	618	563	521	706	708	631
650	400	2000	751	709	622	800	767	737
650	500	2000	837	799	740	896	842	796
650	600	2000	944	885	838	1018	937	870
650	800	2000	1176	1083	989	1196	1144	1032
650	1000	2000	1330	1264	1150	1356	1273	1209
800	300	2000	719	716	648	783	759	739
800	400	2000	813	786	800	892	850	813
800	500	2000	930	883	847	1029	960	902
800	600	2000	1064	990	933	1112	1084	997
800	800	2000	1243	1201	1108	1281	1223	1171
800	1000	2000	1409	1336	1281	1458	1363	1282
850	300	2000	748	734	714	823	797	775
850	400	2000	850	820	799	943	896	856
850	500	2000	973	923	883	1056	1015	951
850	600	2000	1120	1038	977	1149	1115	1056
850	800	2000	1279	1235	1165	1324	1262	1208
850	1000	2000	1451	1374	1316	1510	1409	1323
1000	300	2000	780	763	753	887	856	829
1000	400	2000	898	864	838	983	978	928
1000	500	2000	1046	985	939	1080	1055	1046
1000	600	2000	1119	1098	1039	1171	1135	1103
1000	800	2000	1287	1240	1207	1354	1286	1227
1000	1000	2000	1469	1385	1323	1556	1443	1349
1100	300	2000	834	815	802	938	937	904
1100	400	2000	979	939	909	1039	1023	1010
1100	500	2000	1087	1080	1026	1145	1119	1095
1100	600	2000	1176	1153	1139	1243	1203	1167
1100	800	2000	1356	1304	1268	1443	1367	1302
1100	1000	2000	1555	1462	1393	1669	1542	1436
1200	300	2000	906	883	868	991	983	977
1200	400	2000	1042	1030	994	1106	1089	1073
1200	500	2000	1140	1126	1120	1214	1184	1158
1200	600	2000	1235	1209	1194	1319	1274	1235
1200	800	2000	1428	1371	1330	1539	1454	1380
1200	1000	2000	1646	1543	1466	1793	1649	1529
1350	300	2000	999	999	978	1074	1065	1057
1350	400	2000	1117	1111	1113	1204	1184	1165
1350	500	2000	1223	1206	1200	1323	1288	1257
1350	600	2000	1326	1296	1278	1442	1389	1343
1350	800	2000	1543	1477	1429	1698	1596	1509
1350	1000	2000	1797	1674	1584	2006	1829	1685

Add-On Distribution Boards

Power Loss

Max. power loss Pv in W that can be installed, depending on the size of the enclosure and taking into account the set-up type

Calculation according to EN60890

No horizontal partitions

Ambient temperature: **25°C**

Degree of prot. IP42 - closed

Max. power loss Pv in Watt

Dimensions in mm			Max. power loss Pv in Watt					
W	D	H	For wall-mounting Enclosure			Stand-alone Enclosure		
			Enclosure	End enclosure	Center enclos.	Enclosure	End enclosure	Center enclos.
425	300	1400	261	239	223	300	269	244
425	400	1400	343	297	263	409	342	293
425	500	1400	447	370	309	477	433	350
425	600	1400	525	470	371	566	495	443
425	800	1400	748	616	528	770	662	549
600	300	1400	377	337	307	447	425	377
600	400	1400	482	452	379	539	495	460
600	500	1400	582	529	490	662	587	528
600	600	1400	706	617	552	774	694	602
600	800	1400	883	852	701	907	852	782
650	300	1400	428	374	338	481	455	433
650	400	1400	514	482	427	586	537	497
650	500	1400	628	568	524	730	643	575
650	600	1400	770	667	593	806	768	659
650	800	1400	917	871	763	948	888	872
800	300	1400	490	469	454	582	546	515
800	400	1400	612	567	532	749	673	612
800	500	1400	767	680	616	798	772	722
800	600	1400	833	820	712	874	836	803
800	800	1400	984	931	891	1040	967	906
850	300	1400	521	498	480	634	592	555
850	400	1400	659	607	567	749	740	668
850	500	1400	788	733	662	828	801	796
850	600	1400	861	835	770	909	867	832
850	800	1400	1021	962	920	1086	1008	943
1000	300	1400	589	557	533	684	674	662
1000	400	1400	722	694	640	770	751	736
1000	500	1400	797	779	763	854	823	797
1000	600	1400	874	845	824	942	896	857
1000	800	1400	1049	984	936	1081	1056	979
1100	300	1400	679	637	605	733	722	713
1100	400	1400	764	755	738	827	805	787
1100	500	1400	846	826	814	920	886	854
1100	600	1400	931	898	874	1020	967	922
1100	800	1400	1102	1055	1000	1127	1099	1063
1200	300	1400	720	736	692	785	773	762
1200	400	1400	809	798	793	887	863	842
1200	500	1400	898	875	860	992	953	917
1200	600	1400	992	954	926	1061	1046	992
1200	800	1400	1141	1134	1069	1175	1145	1117
1350	300	1400	780	776	780	870	856	842
1350	400	1400	880	866	860	990	960	934
1350	500	1400	983	954	936	1061	1051	1022
1350	600	1400	1096	1048	1014	1123	1106	1092
1350	800	1400	1201	1183	1187	1250	1216	1186
425	300	1600	296	264	240	372	311	273
425	400	1600	412	341	290	446	408	338
425	500	1600	493	443	355	539	475	425
425	600	1600	588	507	450	655	550	474
425	800	1600	784	696	566	798	775	604
600	300	1600	435	413	351	496	463	435
600	400	1600	529	485	452	616	552	500
600	500	1600	659	579	521	726	671	583
600	600	1600	778	699	602	806	766	682
600	800	1600	934	874	802	973	897	833
650	300	1600	466	441	397	543	504	471
650	400	1600	572	524	486	686	609	548
650	500	1600	722	629	562	760	751	644
650	600	1600	811	770	656	845	802	764
650	800	1600	976	911	891	1025	942	873
800	300	1600	547	513	487	660	632	582
800	400	1600	710	636	581	747	726	710
800	500	1600	793	798	694	842	807	776
800	600	1600	878	841	828	937	884	839
800	800	1600	1068	990	931	1110	1049	964
850	300	1600	590	551	521	688	701	641
850	400	1600	731	690	627	779	755	735
850	500	1600	823	798	758	880	842	809
850	600	1600	913	872	844	982	924	875
850	800	1600	1114	1030	967	1139	1102	1010
1000	300	1600	659	642	599	714	700	688
1000	400	1600	753	738	747	821	794	770
1000	500	1600	845	817	798	928	883	845
1000	600	1600	942	897	864	1011	976	918

Add-On Distribution Boards

Power Loss

Max. power loss Pv in W that can be installed, depending on the size of the enclosure and taking into account the set-up type

Calculation according to EN60890

No horizontal partitions

Ambient temperature: **25°C**

Degree of prot. IP42 - closed

Dimensions in mm

W

D

H

Max. power loss Pv in Watt

For wall-mounting

Enclosure

End enclosure

Center enclos.

Stand-alone

Enclosure

End enclosure

Center enclos.



1000	800	1600	1102	1073	1000	1132	1096	1074
1100	300	1600	701	695	701	773	756	742
1100	400	1600	805	788	779	894	863	834
1100	500	1600	906	875	852	994	964	918
1100	600	1600	1015	964	925	1058	1038	1002
1100	800	1600	1147	1123	1080	1188	1148	1114
1200	300	1600	751	744	743	843	824	807
1200	400	1600	861	841	829	975	938	905
1200	500	1600	973	936	910	1039	1025	1000
1200	600	1600	1066	1036	991	1108	1085	1066
1200	800	1600	1194	1168	1153	1246	1203	1165
1350	300	1600	827	818	815	942	931	910
1350	400	1600	952	928	912	1030	1022	1026
1350	500	1600	1057	1039	1006	1109	1092	1079
1350	600	1600	1127	1116	1103	1184	1159	1136
1350	800	1600	1267	1237	1220	1340	1291	1247
425	300	1800	344	296	259	398	371	311
425	400	1800	446	406	325	494	441	401
425	500	1800	545	477	425	617	525	456
425	600	1800	684	563	482	702	630	521
425	800	1800	819	759	621	841	770	686
600	300	1800	475	444	420	564	515	475
600	400	1800	602	537	489	683	638	561
600	500	1800	721	650	564	755	719	659
600	600	1800	802	762	662	842	789	745
600	800	1800	993	911	850	1052	949	866
650	300	1800	512	477	450	628	568	521
650	400	1800	660	585	528	714	717	624
650	500	1800	753	718	618	794	756	745
650	600	1800	837	795	730	887	830	790
650	800	1800	1045	956	890	1087	1004	914
800	300	1800	636	582	541	695	679	688
800	400	1800	729	737	651	785	755	729
800	500	1800	820	788	794	888	841	799
800	600	1800	929	878	839	1013	940	879
800	800	1800	1124	1059	977	1148	1105	1032
850	300	1800	696	633	585	725	707	692
850	400	1800	758	737	712	823	790	762
850	500	1800	862	827	801	941	889	844
850	600	1800	970	915	874	1043	991	923
850	800	1800	1153	1109	1021	1182	1136	1089
1000	300	1800	682	672	694	757	736	718
1000	400	1800	783	761	745	876	838	805
1000	500	1800	900	860	830	972	954	900
1000	600	1800	1009	957	908	1045	1019	991
1000	800	1800	1143	1111	1074	1188	1139	1097
1100	300	1800	733	721	715	830	806	785
1100	400	1800	852	827	809	943	930	890
1100	500	1800	978	931	896	1024	1006	994
1100	600	1800	1055	1040	984	1102	1073	1048
1100	800	1800	1198	1162	1139	1255	1202	1156
1200	300	1800	787	774	767	894	883	857
1200	400	1800	922	892	870	992	981	980
1200	500	1800	1026	1008	967	1078	1057	1040
1200	600	1800	1101	1086	1067	1160	1129	1101
1200	800	1800	1253	1215	1189	1328	1268	1217
1350	300	1800	883	865	856	966	961	958
1350	400	1800	1007	1001	973	1069	1056	1044
1350	500	1800	1091	1082	1088	1162	1139	1118
1350	600	1800	1172	1154	1146	1253	1217	1186
1350	800	1800	1342	1297	1267	1445	1376	1315
300	300	2000	264	226	199	322	260	222
300	400	2000	379	311	251	407	363	286
300	500	2000	471	408	316	513	433	375
300	600	2000	591	481	408	656	518	427
300	800	2000	743	690	519	755	683	550
300	1000	2000	902	793	681	921	798	738
425	300	2000	385	337	286	431	395	365
425	400	2000	486	434	375	557	484	428
425	500	2000	619	520	452	659	591	496
425	600	2000	708	632	519	730	681	576
425	800	2000	859	781	692	892	800	725
425	1000	2000	1043	926	824	1044	952	829

Add-On Distribution Boards

Power Loss

Max. power loss Pv in W that can be installed, depending on the size of the enclosure and taking into account the set-up type

Calculation according to EN60890

No horizontal partitions

Ambient temperature: **25°C**

Degree of prot. IP42 - closed

Dimensions in mm

W	D	H	Max. power loss Pv in Watt					
			For wall-mounting Enclosure			Stand-alone Enclosure		
			Enclosure	End enclosure	Center enclos.	Enclosure	End enclosure	Center enclos.
600	300	2000	525	481	447	656	583	525
600	400	2000	691	596	528	707	678	633
600	500	2000	753	755	628	798	753	713
600	600	2000	837	785	747	892	824	767
600	800	2000	1062	954	874	1072	1010	904
600	1000	2000	1198	1140	1013	1216	1143	1054
650	300	2000	575	524	485	657	659	587
650	400	2000	699	660	579	745	714	686
650	500	2000	779	744	689	834	784	741
650	600	2000	879	824	780	948	872	810
650	800	2000	1095	1008	921	1114	1065	961
650	1000	2000	1238	1177	1071	1262	1185	1126
800	300	2000	667	664	602	727	705	686
800	400	2000	755	730	743	828	789	755
800	500	2000	864	820	787	955	892	837
800	600	2000	988	919	866	1033	1006	926
800	800	2000	1154	1115	1029	1190	1135	1088
800	1000	2000	1308	1240	1190	1354	1265	1190
850	300	2000	695	682	663	764	740	719
850	400	2000	789	762	742	875	832	795
850	500	2000	904	857	820	980	943	883
850	600	2000	1040	964	907	1067	1036	980
850	800	2000	1187	1146	1081	1230	1172	1122
850	1000	2000	1348	1276	1222	1402	1308	1229
1000	300	2000	720	704	695	819	790	765
1000	400	2000	829	797	774	907	903	857
1000	500	2000	966	909	867	997	974	966
1000	600	2000	1033	1013	959	1081	1047	1018
1000	800	2000	1188	1145	1114	1250	1187	1133
1000	1000	2000	1356	1278	1221	1436	1332	1245
1100	300	2000	770	752	741	866	865	835
1100	400	2000	904	866	839	959	945	932
1100	500	2000	1003	997	947	1057	1033	1010
1100	600	2000	1086	1064	1052	1148	1110	1078
1100	800	2000	1252	1204	1170	1332	1262	1202
1100	1000	2000	1435	1349	1285	1541	1423	1325
1200	300	2000	836	815	802	915	908	901
1200	400	2000	962	951	917	1021	1005	991
1200	500	2000	1053	1040	1034	1121	1093	1069
1200	600	2000	1140	1116	1102	1218	1176	1140
1200	800	2000	1318	1265	1228	1421	1342	1274
1200	1000	2000	1520	1424	1353	1655	1522	1411
1350	300	2000	923	922	903	992	983	975
1350	400	2000	1031	1025	1028	1112	1093	1076
1350	500	2000	1129	1114	1108	1222	1189	1160
1350	600	2000	1224	1196	1180	1331	1282	1239
1350	800	2000	1425	1363	1319	1568	1473	1393
1350	1000	2000	1658	1546	1462	1852	1689	1555

Add-On Distribution Boards

Power Loss

Max. power loss Pv in W that can be installed, depending on the size of the enclosure and taking into account the set-up type

Calculation according to EN60890

No horizontal partitions

Ambient temperature: **25°C**

Degree of prot. IP55			Max. power loss Pv in Watt					
Dimensions in mm			For wall-mounting Enclosure			Stand-alone Enclosure		
W	D	H	Enclosure	End enclosure	Center enclos.	Enclosure	End enclosure	Center enclos.
425	300	1400	193	177	165	222	199	181
425	400	1400	254	220	195	303	253	217
425	500	1400	331	274	229	353	321	259
425	600	1400	389	348	275	419	367	328
425	800	1400	554	456	391	570	490	407
600	300	1400	279	249	227	331	315	279
600	400	1400	357	335	281	399	367	341
600	500	1400	431	392	363	490	435	391
600	600	1400	523	457	409	573	514	446
600	800	1400	654	631	519	672	631	579
650	300	1400	317	277	250	356	337	321
650	400	1400	381	357	316	434	398	368
650	500	1400	465	421	388	541	476	426
650	600	1400	570	494	439	597	569	488
650	800	1400	679	645	565	702	658	646
800	300	1400	377	361	349	448	420	396
800	400	1400	471	436	409	576	518	471
800	500	1400	590	523	474	614	594	555
800	600	1400	641	631	548	672	643	618
800	800	1400	757	716	685	800	744	697
850	300	1400	401	383	369	488	455	427
850	400	1400	507	467	436	576	569	514
850	500	1400	606	564	509	637	616	612
850	600	1400	662	642	592	699	667	640
850	800	1400	785	740	708	835	775	725
1000	300	1400	491	464	444	570	562	552
1000	400	1400	602	578	533	642	626	613
1000	500	1400	664	649	636	712	686	664
1000	600	1400	728	704	687	785	747	714
1000	800	1400	874	820	780	901	880	816
1100	300	1400	566	531	504	611	602	594
1100	400	1400	637	629	615	689	671	656
1100	500	1400	705	688	678	767	738	712
1100	600	1400	776	748	728	850	806	768
1100	800	1400	918	879	833	939	916	886
1200	300	1400	600	613	577	654	644	635
1200	400	1400	674	665	661	739	719	702
1200	500	1400	748	729	717	827	794	764
1200	600	1400	827	795	772	884	872	827
1200	800	1400	951	945	891	979	954	931
1350	300	1400	650	647	650	725	713	702
1350	400	1400	733	722	717	825	800	778
1350	500	1400	819	795	780	884	876	852
1350	600	1400	913	873	845	936	922	910
1350	800	1400	1001	986	989	1042	1013	988
425	300	1600	220	196	178	276	230	202
425	400	1600	305	252	215	330	303	250
425	500	1600	365	328	263	399	352	315
425	600	1600	436	376	333	485	407	351
425	800	1600	581	515	419	591	574	448
600	300	1600	322	306	260	367	343	322
600	400	1600	391	359	335	456	409	370
600	500	1600	488	429	386	538	497	432
600	600	1600	576	518	446	597	567	505
600	800	1600	692	647	594	721	664	617
650	300	1600	345	327	294	402	373	349
650	400	1600	424	388	360	508	451	406
650	500	1600	535	466	416	563	556	477
650	600	1600	601	570	486	626	594	566
650	800	1600	723	675	660	759	698	647
800	300	1600	421	395	375	508	487	448
800	400	1600	546	489	447	575	558	546
800	500	1600	610	614	534	648	621	597
800	600	1600	676	647	637	721	680	645
800	800	1600	821	761	717	854	807	742
850	300	1600	454	424	401	529	539	493
850	400	1600	562	531	482	599	581	565
850	500	1600	633	614	583	677	648	622
850	600	1600	702	671	649	755	711	673
850	800	1600	857	792	744	876	848	777
1000	300	1600	549	535	499	595	584	573
1000	400	1600	627	615	622	684	662	642
1000	500	1600	704	681	665	773	736	704
1000	600	1600	785	747	720	843	813	765

Add-On Distribution Boards

Power Loss

Max. power loss Pv in W that can be installed, depending on the size of the enclosure and taking into account the set-up type

Calculation according to EN60890

No horizontal partitions

Ambient temperature: **25°C**

Degree of prot. IP55			Max. power loss Pv in Watt					
Dimensions in mm			For wall-mounting Enclosure			Stand-alone Enclosure		
W	D	H	Enclosure	End enclosure	Center enclos.	Enclosure	End enclosure	Center enclos.
1000	800	1600	918	894	833	943	913	895
1100	300	1600	584	579	584	644	630	618
1100	400	1600	671	657	649	745	719	695
1100	500	1600	755	729	710	828	803	765
1100	600	1600	846	803	771	882	865	835
1100	800	1600	956	936	900	990	957	928
1200	300	1600	626	620	619	702	686	672
1200	400	1600	717	701	691	812	781	754
1200	500	1600	811	780	758	866	854	833
1200	600	1600	888	863	826	923	905	888
1200	800	1600	995	973	961	1039	1003	971
1350	300	1600	689	682	679	785	776	758
1350	400	1600	793	773	760	858	852	855
1350	500	1600	881	866	838	924	910	899
1350	600	1600	939	930	919	987	966	947
1350	800	1600	1056	1031	1017	1117	1076	1039
425	300	1800	255	219	192	295	275	230
425	400	1800	330	301	241	366	327	297
425	500	1800	404	353	315	457	389	338
425	600	1800	507	417	357	520	467	386
425	800	1800	607	562	460	623	570	508
600	300	1800	352	329	311	418	382	352
600	400	1800	446	398	362	506	473	416
600	500	1800	534	481	418	559	533	488
600	600	1800	594	565	490	624	585	552
600	800	1800	735	675	630	779	703	642
650	300	1800	379	353	333	465	421	386
650	400	1800	489	433	391	529	531	462
650	500	1800	558	532	458	588	560	552
650	600	1800	620	589	541	657	615	578
650	800	1800	774	708	659	805	744	677
800	300	1800	489	448	416	535	522	529
800	400	1800	561	567	500	604	581	561
800	500	1800	631	606	611	683	647	615
800	600	1800	715	675	645	779	723	676
800	800	1800	865	814	752	883	850	794
850	300	1800	535	487	450	558	544	532
850	400	1800	583	567	548	633	608	586
850	500	1800	663	636	616	724	684	649
850	600	1800	746	704	672	802	762	710
850	800	1800	887	853	785	909	874	838
1000	300	1800	568	560	579	631	614	598
1000	400	1800	653	634	621	730	698	671
1000	500	1800	750	717	692	810	795	750
1000	600	1800	841	798	757	870	849	826
1000	800	1800	953	926	895	990	949	914
1100	300	1800	611	601	596	692	672	654
1100	400	1800	710	689	674	786	775	742
1100	500	1800	815	776	747	853	838	828
1100	600	1800	879	867	820	918	894	873
1100	800	1800	998	968	949	1046	1002	963
1200	300	1800	656	645	639	745	736	715
1200	400	1800	768	743	725	827	817	817
1200	500	1800	855	840	806	898	881	866
1200	600	1800	918	905	889	966	941	918
1200	800	1800	1044	1012	991	1106	1057	1014
1350	300	1800	736	721	713	805	801	798
1350	400	1800	839	834	811	891	880	870
1350	500	1800	909	902	907	968	949	932
1350	600	1800	977	962	955	1044	1014	988
1350	800	1800	1118	1081	1056	1204	1147	1096
300	300	2000	195	167	147	238	193	164
300	400	2000	281	230	186	302	269	212
300	500	2000	349	302	234	380	321	278
300	600	2000	438	356	302	486	384	316
300	800	2000	550	511	384	559	506	407
300	1000	2000	668	587	504	682	591	547
425	300	2000	285	250	212	319	293	270
425	400	2000	360	321	277	413	359	317
425	500	2000	458	386	335	488	438	367
425	600	2000	524	468	384	541	505	427
425	800	2000	636	579	513	661	592	537
425	1000	2000	773	686	610	773	705	614

Add-On Distribution Boards

Power Loss

Max. power loss Pv in W that can be installed, depending on the size of the enclosure and taking into account the set-up type

Calculation according to EN60890

No horizontal partitions

Ambient temperature: **25°C**

Degree of prot. IP55			Max. power loss Pv in Watt					
Dimensions in mm			For wall-mounting			Stand-alone		
W	D	H	Enclosure	End enclosure	Center enclos.	Enclosure	End enclosure	Center enclos.
600	300	2000	389	356	331	486	432	389
600	400	2000	511	441	391	524	502	469
600	500	2000	558	559	465	591	557	528
600	600	2000	620	582	553	660	610	568
600	800	2000	787	707	648	794	748	669
600	1000	2000	887	845	751	901	847	781
650	300	2000	426	388	359	487	488	435
650	400	2000	518	489	429	552	529	508
650	500	2000	577	551	510	618	581	549
650	600	2000	651	610	578	702	646	600
650	800	2000	811	747	682	825	789	712
650	1000	2000	917	872	793	935	878	834
800	300	2000	513	511	463	559	542	528
800	400	2000	581	561	571	637	607	581
800	500	2000	664	631	605	735	686	644
800	600	2000	760	707	666	794	774	712
800	800	2000	888	858	792	915	873	837
800	1000	2000	1007	954	915	1042	973	916
850	300	2000	534	524	510	588	570	553
850	400	2000	607	586	571	673	640	611
850	500	2000	695	659	631	754	725	679
850	600	2000	800	742	698	821	797	754
850	800	2000	913	882	832	946	902	863
850	1000	2000	1037	981	940	1079	1006	945
1000	300	2000	600	587	579	682	659	637
1000	400	2000	691	664	645	756	752	714
1000	500	2000	805	758	722	831	812	805
1000	600	2000	861	845	800	901	873	848
1000	800	2000	990	954	928	1042	989	944
1000	1000	2000	1130	1065	1018	1197	1110	1038
1100	300	2000	642	627	617	721	721	695
1100	400	2000	753	722	699	799	787	777
1100	500	2000	836	831	789	881	861	842
1100	600	2000	905	887	876	956	925	898
1100	800	2000	1043	1003	975	1110	1052	1001
1100	1000	2000	1196	1124	1071	1284	1186	1104
1200	300	2000	697	680	668	763	756	751
1200	400	2000	801	792	765	851	837	825
1200	500	2000	877	866	862	934	911	891
1200	600	2000	950	930	919	1015	980	950
1200	800	2000	1099	1054	1023	1184	1118	1062
1200	1000	2000	1266	1187	1127	1380	1268	1176
1350	300	2000	769	768	753	826	819	813
1350	400	2000	859	855	856	926	910	896
1350	500	2000	941	928	923	1018	991	967
1350	600	2000	1020	997	983	1109	1069	1033
1350	800	2000	1187	1136	1099	1306	1228	1161
1350	1000	2000	1382	1288	1218	1543	1407	1296

Loss factors for horizontal separation panels:

Number of internal horizontal separation panels	0	1	2	3
Loss factor of Pv	1	0.94	0.84	0.72

Add-On Distribution Boards

Power Loss

Max. power loss Pv in W that can be installed, depending on the size of the enclosure and taking into account the set-up type

Calculation according to EN60890

No horizontal partitions

Ambient temperature: **35°C**

Degree of prot. IP31			Max. power loss Pv in Watt					
Dimensions in mm			For wall-mounting Enclosure			Stand-alone Enclosure		
W	D	H	Enclosure	End enclosure	Center enclos.	Enclosure	End enclosure	Center enclos.
425	300	1400	254	232	216	292	261	238
425	400	1400	335	290	257	400	333	286
425	500	1400	436	362	302	464	423	342
425	600	1400	511	457	362	551	484	432
425	800	1400	731	601	515	751	644	535
600	300	1400	367	328	299	436	414	367
600	400	1400	470	441	369	526	484	450
600	500	1400	567	517	477	644	572	515
600	600	1400	688	601	540	754	677	587
600	800	1400	860	832	684	886	830	761
650	300	1400	418	365	329	468	443	423
650	400	1400	502	470	416	571	524	484
650	500	1400	612	554	511	713	626	560
650	600	1400	751	650	580	787	749	643
650	800	1400	895	850	743	925	866	851
800	300	1400	455	475	459	590	553	522
800	400	1400	569	574	540	760	682	621
800	500	1400	711	689	625	808	783	731
800	600	1400	774	832	722	886	846	814
800	800	1400	914	943	902	1053	979	918
850	300	1400	483	504	486	643	599	562
850	400	1400	612	614	574	760	749	677
850	500	1400	733	743	670	839	812	805
850	600	1400	800	846	779	920	878	842
850	800	1400	947	976	932	1100	1021	954
1000	300	1400	564	612	585	751	740	727
1000	400	1400	691	761	702	844	824	806
1000	500	1400	763	855	837	938	904	875
1000	600	1400	837	927	904	1033	983	940
1000	800	1400	1005	1080	1028	1186	1159	1075
1100	300	1400	650	698	664	805	792	783
1100	400	1400	732	828	810	907	884	864
1100	500	1400	810	905	893	1010	972	938
1100	600	1400	892	985	959	1120	1062	1012
1100	800	1400	1055	1157	1096	1237	1206	1166
1200	300	1400	659	806	760	860	848	837
1200	400	1400	740	875	871	974	947	923
1200	500	1400	821	959	945	1089	1046	1006
1200	600	1400	908	1048	1017	1165	1148	1089
1200	800	1400	1044	1244	1174	1289	1256	1226
1350	300	1400	714	853	855	954	938	923
1350	400	1400	804	950	943	1085	1053	1024
1350	500	1400	899	1048	1028	1163	1154	1121
1350	600	1400	1002	1150	1112	1233	1213	1199
1350	800	1400	1098	1298	1303	1372	1334	1301
425	300	1600	288	257	232	362	302	266
425	400	1600	401	331	283	434	398	328
425	500	1600	481	432	346	526	464	416
425	600	1600	572	495	437	639	536	463
425	800	1600	765	679	551	778	756	589
600	300	1600	423	403	342	484	452	423
600	400	1600	515	473	441	601	538	488
600	500	1600	643	565	508	709	655	569
600	600	1600	758	682	587	785	747	666
600	800	1600	911	851	781	949	875	812
650	300	1600	454	430	387	529	491	459
650	400	1600	558	511	473	670	594	535
650	500	1600	706	614	547	742	731	628
650	600	1600	790	751	639	824	783	745
650	800	1600	952	889	869	1001	918	851
800	300	1600	508	477	452	612	587	540
800	400	1600	658	589	540	693	673	658
800	500	1600	736	741	645	782	749	721
800	600	1600	815	780	769	870	820	779
800	800	1600	990	919	865	1030	974	894
850	300	1600	548	512	485	639	652	594
850	400	1600	678	640	581	723	701	681
850	500	1600	764	741	703	817	782	751
850	600	1600	846	810	784	911	858	812
850	800	1600	1035	957	898	1058	1023	937
1000	300	1600	630	614	573	683	669	658
1000	400	1600	721	707	714	785	760	736
1000	500	1600	809	782	763	889	846	809
1000	600	1600	901	857	826	967	933	879

Add-On Distribution Boards







Power Loss

Max. power loss Pv in W that can be installed, depending on the size of the enclosure and taking into account the set-up type

Calculation according to EN60890

No horizontal partitions

Ambient temperature: **35°C**

Degree of prot. IP31			Max. power loss Pv in Watt					
Dimensions in mm			For wall-mounting			Stand-alone		
W	D	H	Enclosure	End enclosure	Center enclos.	Enclosure	End enclosure	Center enclos.
								
1000	800	1600	1053	1027	956	1083	1049	1027
1100	300	1600	670	664	670	739	724	710
1100	400	1600	771	754	744	856	826	799
1100	500	1600	867	837	816	951	922	879
1100	600	1600	972	922	885	1014	994	959
1100	800	1600	1097	1075	1033	1137	1099	1066
1200	300	1600	687	680	678	770	753	737
1200	400	1600	786	768	758	891	857	827
1200	500	1600	890	857	833	950	938	914
1200	600	1600	975	947	906	1013	992	975
1200	800	1600	1160	1068	1055	1140	1100	1065
1350	300	1600	756	749	746	863	852	831
1350	400	1600	870	849	834	942	935	938
1350	500	1600	966	950	920	1014	999	987
1350	600	1600	1031	1020	1008	1083	1059	1040
1350	800	1600	1160	1131	1116	1226	1181	1140
425	300	1800	337	288	254	389	362	302
425	400	1800	434	396	319	482	430	391
425	500	1800	533	464	416	603	511	445
425	600	1800	666	549	470	684	614	508
425	800	1800	799	740	607	821	751	670
600	300	1800	463	432	409	549	502	463
600	400	1800	587	524	477	666	621	547
600	500	1800	704	634	549	736	702	643
600	600	1800	781	743	644	821	769	725
600	800	1800	968	889	828	1026	925	844
650	300	1800	499	464	437	612	554	508
650	400	1800	643	569	515	697	700	608
650	500	1800	734	702	603	776	738	727
650	600	1800	817	776	713	864	810	761
650	800	1800	1019	932	868	1060	981	891
800	300	1800	589	540	502	645	630	639
800	400	1800	677	685	604	728	701	677
800	500	1800	761	731	736	825	780	743
800	600	1800	861	815	779	941	873	817
800	800	1800	1043	982	908	1066	1026	957
850	300	1800	647	587	543	673	657	642
850	400	1800	703	685	662	764	734	708
850	500	1800	800	767	744	875	827	794
850	600	1800	901	850	810	967	919	858
850	800	1800	1071	1030	947	1097	1056	1011
1000	300	1800	652	644	664	724	705	686
1000	400	1800	749	727	713	838	802	769
1000	500	1800	860	823	794	929	914	862
1000	600	1800	966	915	868	999	975	948
1000	800	1800	1094	1063	1027	1137	1090	1050
1100	300	1800	702	691	685	794	771	750
1100	400	1800	816	791	774	903	890	853
1100	500	1800	936	890	857	980	962	950
1100	600	1800	1010	997	942	1053	1027	1003
1100	800	1800	1146	1112	1091	1201	1151	1105
1200	300	1800	720	707	701	818	807	783
1200	400	1800	843	815	795	908	897	896
1200	500	1800	938	923	885	986	966	951
1200	600	1800	1007	993	975	1061	1032	1007
1200	800	1800	1146	1110	1088	1214	1160	1113
1350	300	1800	807	792	783	884	879	875
1350	400	1800	921	915	890	978	965	956
1350	500	1800	998	990	995	1062	1041	1022
1350	600	1800	1073	1056	1049	1146	1113	1085
1350	800	1800	1227	1187	1160	1322	1259	1203
300	300	2000	257	220	193	313	254	216
300	400	2000	369	302	245	396	353	277
300	500	2000	459	398	308	500	423	365
300	600	2000	576	468	398	639	504	416
300	800	2000	724	671	506	734	666	536
300	1000	2000	880	772	664	898	778	718
425	300	2000	374	328	277	419	385	355
425	400	2000	473	423	364	542	472	418
425	500	2000	603	508	441	643	576	484
425	600	2000	689	616	506	711	664	562
425	800	2000	837	761	675	869	779	707
425	1000	2000	1017	902	803	1017	929	808

Add-On Distribution Boards

Power Loss

Max. power loss Pv in W that can be installed, depending on the size of the enclosure and taking into account the set-up type

Calculation according to EN60890

No horizontal partitions

Ambient temperature: **35°C**

Degree of prot. IP31

Dimensions in mm

W	D	H	Max. power loss Pv in Watt					
			For wall-mounting Enclosure			Stand-alone Enclosure		
			Enclosure	End enclosure	Center enclos.	Enclosure	End enclosure	Center enclos.
600	300	2000	511	468	436	639	569	511
600	400	2000	673	580	513	689	661	616
600	500	2000	734	736	612	778	734	695
600	600	2000	815	765	727	869	803	747
600	800	2000	1035	931	851	1046	985	880
600	1000	2000	1168	1112	988	1186	1114	1028
650	300	2000	562	509	472	641	643	572
650	400	2000	682	643	563	727	697	670
650	500	2000	760	725	671	814	765	724
650	600	2000	857	803	761	923	851	790
650	800	2000	1067	983	898	1085	1039	938
650	1000	2000	1208	1148	1044	1231	1156	1098
800	300	2000	619	617	558	675	655	637
800	400	2000	700	677	657	769	733	700
800	500	2000	802	761	729	886	827	777
800	600	2000	917	853	804	959	934	860
800	800	2000	1071	1035	955	1104	1053	1010
800	1000	2000	1214	1150	1104	1257	1175	1106
850	300	2000	645	632	615	710	686	667
850	400	2000	733	706	688	812	772	738
850	500	2000	840	795	762	911	875	820
850	600	2000	965	894	842	990	960	909
850	800	2000	1102	1064	1003	1140	1087	1041
850	1000	2000	1251	1183	1135	1302	1214	1140
1000	300	2000	688	674	664	783	755	732
1000	400	2000	793	763	739	868	864	820
1000	500	2000	925	870	829	953	933	925
1000	600	2000	988	969	917	1033	1002	973
1000	800	2000	1137	1094	1066	1196	1135	1083
1000	1000	2000	1297	1223	1168	1374	1275	1192
1100	300	2000	736	719	708	827	827	799
1100	400	2000	865	829	802	917	904	892
1100	500	2000	961	955	906	1013	989	967
1100	600	2000	1039	1017	1006	1097	1061	1030
1100	800	2000	1198	1151	1119	1275	1207	1149
1100	1000	2000	1372	1291	1229	1474	1361	1267
1200	300	2000	765	746	732	836	830	824
1200	400	2000	879	870	839	933	918	906
1200	500	2000	962	951	945	1025	999	977
1200	600	2000	1041	1020	1008	1113	1076	1041
1200	800	2000	1205	1157	1122	1299	1227	1164
1200	1000	2000	1389	1302	1236	1514	1391	1290
1350	300	2000	843	843	825	906	899	891
1350	400	2000	942	938	939	1016	999	983
1350	500	2000	1032	1019	1013	1118	1088	1062
1350	600	2000	1119	1094	1079	1217	1172	1133
1350	800	2000	1302	1245	1205	1433	1347	1274
1350	1000	2000	1515	1413	1337	1694	1544	1422

Add-On Distribution Boards

Power Loss

Max. power loss Pv in W that can be installed, depending on the size of the enclosure and taking into account the set-up type

Calculation according to EN60890

No horizontal partitions

Ambient temperature: **35°C**

Degree of prot. IP31 - closed

Dimensions in mm

W

D

H

Max. power loss Pv in Watt

For wall-mounting

Enclosure

End enclosure

Center enclos.

Stand-alone

Enclosure

End enclosure

Center enclos.

W	D	H	Enclosure	End enclosure	Center enclos.	Enclosure	End enclosure	Center enclos.
425	300	1400	197	181	168	227	203	185
425	400	1400	260	225	200	311	259	223
425	500	1400	339	281	235	361	329	266
425	600	1400	398	356	281	428	377	336
425	800	1400	568	468	400	584	501	416
600	300	1400	286	255	232	339	322	286
600	400	1400	365	343	287	409	377	350
600	500	1400	441	402	371	501	445	400
600	600	1400	535	468	420	587	526	456
600	800	1400	669	647	532	689	645	592
650	300	1400	325	284	256	364	344	329
650	400	1400	391	365	323	444	407	377
650	500	1400	476	431	398	554	487	435
650	600	1400	584	505	451	612	582	500
650	800	1400	696	661	578	720	673	662
800	300	1400	373	356	344	443	414	392
800	400	1400	466	431	405	570	512	466
800	500	1400	582	517	468	606	587	548
800	600	1400	633	624	541	664	635	610
800	800	1400	748	707	676	790	734	689
850	300	1400	396	378	365	482	450	421
850	400	1400	501	460	431	570	562	508
850	500	1400	599	558	502	629	609	603
850	600	1400	655	635	585	690	659	632
850	800	1400	775	732	699	825	765	716
1000	300	1400	449	425	406	521	514	505
1000	400	1400	550	529	488	586	573	560
1000	500	1400	608	594	581	651	628	608
1000	600	1400	666	644	628	718	683	653
1000	800	1400	800	750	714	824	805	746
1100	300	1400	518	485	461	559	550	544
1100	400	1400	583	575	563	630	614	600
1100	500	1400	645	629	620	701	675	651
1100	600	1400	710	684	666	778	738	703
1100	800	1400	840	804	761	859	838	810
1200	300	1400	549	560	528	598	589	581
1200	400	1400	616	608	605	676	658	641
1200	500	1400	684	666	656	756	726	699
1200	600	1400	756	728	706	809	798	756
1200	800	1400	870	864	815	895	873	851
1350	300	1400	595	593	594	663	651	641
1350	400	1400	670	660	655	754	731	711
1350	500	1400	749	728	714	808	801	779
1350	600	1400	835	799	773	856	843	833
1350	800	1400	915	901	905	953	926	904
425	300	1600	224	200	181	281	235	207
425	400	1600	312	258	220	337	309	255
425	500	1600	374	336	269	409	361	323
425	600	1600	445	385	340	497	417	360
425	800	1600	595	528	428	605	588	458
600	300	1600	329	314	266	377	351	329
600	400	1600	400	368	343	468	419	379
600	500	1600	500	440	395	552	510	442
600	600	1600	589	531	456	610	581	518
600	800	1600	708	662	608	738	680	631
650	300	1600	353	335	301	412	382	357
650	400	1600	434	398	368	521	462	416
650	500	1600	549	477	426	577	568	489
650	600	1600	615	584	497	641	609	580
650	800	1600	741	692	676	778	714	662
800	300	1600	416	390	370	501	481	441
800	400	1600	539	482	441	567	551	539
800	500	1600	602	606	528	640	613	590
800	600	1600	667	639	629	711	671	637
800	800	1600	810	752	707	842	797	732
850	300	1600	448	419	397	522	533	486
850	400	1600	555	524	475	591	574	558
850	500	1600	625	606	575	668	640	614
850	600	1600	693	663	641	745	702	664
850	800	1600	846	783	734	865	837	767
1000	300	1600	501	489	456	544	533	524
1000	400	1600	574	563	569	625	605	586
1000	500	1600	644	623	608	708	674	644
1000	600	1600	718	683	658	770	743	700

Add-On Distribution Boards

Power Loss

Max. power loss Pv in W that can be installed, depending on the size of the enclosure and taking into account the set-up type

Calculation according to EN60890

No horizontal partitions

Ambient temperature: **35°C**

Degree of prot. IP31 - closed

Dimensions in mm

W

D

H

Max. power loss Pv in Watt

For wall-mounting

Enclosure

End enclosure

Center enclos.

Stand-alone

Enclosure

End enclosure

Center enclos.



1000	800	1600	839	818	761	863	835	818
1100	300	1600	534	529	534	589	576	565
1100	400	1600	614	600	593	681	658	636
1100	500	1600	690	666	650	758	734	700
1100	600	1600	774	734	705	808	791	764
1100	800	1600	874	856	823	905	875	849
1200	300	1600	573	566	565	641	628	614
1200	400	1600	655	640	631	743	714	689
1200	500	1600	741	714	694	791	781	761
1200	600	1600	813	789	755	844	826	813
1200	800	1600	966	890	879	950	916	888
1350	300	1600	630	624	621	719	710	693
1350	400	1600	725	708	695	785	779	781
1350	500	1600	805	791	766	845	833	823
1350	600	1600	859	850	840	903	883	866
1350	800	1600	966	943	930	1021	984	950
425	300	1800	262	224	197	302	281	235
425	400	1800	337	308	248	375	335	304
425	500	1800	414	361	323	469	398	346
425	600	1800	518	427	365	532	477	395
425	800	1800	622	575	472	638	584	521
600	300	1800	360	336	318	427	391	360
600	400	1800	456	407	371	518	483	426
600	500	1800	547	493	427	573	546	500
600	600	1800	608	578	501	638	598	564
600	800	1800	753	692	644	798	720	657
650	300	1800	388	361	340	476	431	395
650	400	1800	500	442	400	542	545	473
650	500	1800	571	546	469	603	574	566
650	600	1800	636	603	554	672	630	592
650	800	1800	792	725	675	825	763	693
800	300	1800	482	441	410	528	516	522
800	400	1800	554	560	494	595	574	554
800	500	1800	622	598	602	675	639	608
800	600	1800	705	667	637	770	714	668
800	800	1800	853	803	743	872	840	783
850	300	1800	529	481	444	551	537	525
850	400	1800	575	560	541	625	601	579
850	500	1800	655	628	609	716	676	641
850	600	1800	737	695	663	791	752	702
850	800	1800	876	842	775	898	864	828
1000	300	1800	519	513	529	576	561	546
1000	400	1800	596	579	568	668	639	613
1000	500	1800	685	655	633	740	728	686
1000	600	1800	769	729	691	795	776	755
1000	800	1800	871	846	818	905	868	836
1100	300	1800	559	550	545	633	614	598
1100	400	1800	650	630	616	719	709	679
1100	500	1800	745	709	683	780	766	756
1100	600	1800	804	794	750	839	818	799
1100	800	1800	913	885	869	956	916	880
1200	300	1800	600	589	584	681	673	653
1200	400	1800	703	679	663	756	748	746
1200	500	1800	781	769	738	821	805	793
1200	600	1800	839	828	813	884	860	839
1200	800	1800	955	925	906	1011	966	928
1350	300	1800	673	660	653	736	733	729
1350	400	1800	768	763	741	815	804	796
1350	500	1800	831	825	829	885	868	851
1350	600	1800	894	880	874	955	928	904
1350	800	1800	1023	989	966	1101	1049	1003
300	300	2000	200	171	150	244	197	168
300	400	2000	287	235	190	308	274	216
300	500	2000	357	309	239	389	329	284
300	600	2000	448	364	309	497	392	323
300	800	2000	563	522	393	571	518	417
300	1000	2000	685	601	517	699	605	559
425	300	2000	291	255	216	326	300	276
425	400	2000	368	329	283	421	367	325
425	500	2000	469	395	343	500	448	377
425	600	2000	536	479	393	553	517	437
425	800	2000	651	592	525	676	606	550
425	1000	2000	791	701	624	791	722	629

Add-On Distribution Boards

Power Loss

Max. power loss Pv in W that can be installed, depending on the size of the enclosure and taking into account the set-up type

Calculation according to EN60890

No horizontal partitions

Ambient temperature: **35°C**

Degree of prot. IP31 - closed

Dimensions in mm

W D H

Max. power loss Pv in Watt

For wall-mounting

Enclosure

End enclosure

Center enclos.

Stand-alone

Enclosure

End enclosure

Center enclos.

W	D	H	Enclosure	End enclosure	Center enclos.	Enclosure	End enclosure	Center enclos.
600	300	2000	398	364	339	497	442	398
600	400	2000	524	451	399	536	514	479
600	500	2000	571	573	476	605	571	540
600	600	2000	634	595	566	676	624	581
600	800	2000	805	724	662	813	766	685
600	1000	2000	909	865	769	923	867	799
650	300	2000	437	396	367	498	500	445
650	400	2000	531	500	438	566	542	521
650	500	2000	591	564	522	633	595	563
650	600	2000	666	624	592	718	662	615
650	800	2000	830	764	699	844	808	729
650	1000	2000	939	893	812	958	899	854
800	300	2000	506	505	456	552	536	521
800	400	2000	572	554	537	629	599	572
800	500	2000	656	622	597	725	676	636
800	600	2000	751	698	657	784	764	703
800	800	2000	876	846	782	903	861	826
800	1000	2000	994	941	903	1029	961	905
850	300	2000	528	517	504	581	562	545
850	400	2000	599	578	563	664	632	603
850	500	2000	687	651	624	745	716	671
850	600	2000	790	732	689	810	786	744
850	800	2000	902	871	821	933	890	852
850	1000	2000	1023	968	929	1065	994	933
1000	300	2000	548	536	529	624	601	583
1000	400	2000	631	608	589	691	688	653
1000	500	2000	736	693	660	759	743	736
1000	600	2000	786	771	730	823	798	775
1000	800	2000	905	871	849	953	904	863
1000	1000	2000	1033	974	930	1094	1015	949
1100	300	2000	586	573	564	659	659	636
1100	400	2000	689	660	639	730	720	710
1100	500	2000	765	760	721	806	788	770
1100	600	2000	828	810	801	874	845	820
1100	800	2000	954	916	891	1015	961	915
1100	1000	2000	1093	1028	979	1174	1084	1009
1200	300	2000	638	621	610	696	691	686
1200	400	2000	733	725	699	778	765	755
1200	500	2000	801	793	788	854	833	814
1200	600	2000	868	850	840	928	896	868
1200	800	2000	1004	964	935	1083	1023	970
1200	1000	2000	1158	1085	1030	1261	1159	1075
1350	300	2000	703	703	688	755	749	743
1350	400	2000	785	781	783	846	833	819
1350	500	2000	860	849	844	931	906	885
1350	600	2000	933	911	899	1014	976	944
1350	800	2000	1085	1038	1004	1194	1123	1061
1350	1000	2000	1263	1178	1114	1411	1286	1185

Add-On Distribution Boards







Power Loss

Max. power loss Pv in W that can be installed, depending on the size of the enclosure and taking into account the set-up type

Calculation according to EN60890

No horizontal partitions

Ambient temperature: **35°C**

Degree of prot. IP42			Max. power loss Pv in Watt					
Dimensions in mm			For wall-mounting			Stand-alone		
W	D	H	Enclosure	End enclosure	Center enclos.	Enclosure	End enclosure	Center enclos.
								
425	300	1400	204	187	174	235	210	191
425	400	1400	270	233	207	322	268	231
425	500	1400	351	291	244	374	341	276
425	600	1400	412	368	291	444	390	348
425	800	1400	589	484	415	605	519	431
600	300	1400	296	264	241	351	334	296
600	400	1400	378	355	297	423	390	363
600	500	1400	457	416	384	519	461	415
600	600	1400	554	484	435	608	545	473
600	800	1400	693	670	551	713	668	613
650	300	1400	336	294	265	377	357	341
650	400	1400	405	378	335	460	422	390
650	500	1400	493	447	412	574	505	451
650	600	1400	605	523	467	634	603	518
650	800	1400	721	684	599	745	697	686
800	300	1400	386	370	357	459	430	406
800	400	1400	483	447	420	591	531	483
800	500	1400	603	536	486	629	609	568
800	600	1400	657	647	561	689	658	633
800	800	1400	776	734	701	819	762	714
850	300	1400	410	392	378	500	466	437
850	400	1400	519	477	447	591	582	526
850	500	1400	622	578	521	652	631	626
850	600	1400	679	658	606	715	683	655
850	800	1400	804	759	725	855	794	742
1000	300	1400	467	442	423	542	534	525
1000	400	1400	572	550	507	610	595	582
1000	500	1400	632	618	605	677	653	632
1000	600	1400	693	670	653	746	710	679
1000	800	1400	832	780	742	857	837	776
1100	300	1400	538	504	480	581	572	566
1100	400	1400	606	598	585	655	638	624
1100	500	1400	671	654	645	729	702	677
1100	600	1400	738	711	693	809	767	731
1100	800	1400	874	836	792	893	871	842
1200	300	1400	571	582	549	621	612	605
1200	400	1400	641	632	629	703	684	667
1200	500	1400	711	693	683	787	755	727
1200	600	1400	787	757	735	841	829	787
1200	800	1400	905	898	848	931	907	885
1350	300	1400	619	616	618	689	677	667
1350	400	1400	697	686	681	784	761	740
1350	500	1400	779	757	742	840	833	810
1350	600	1400	868	831	803	891	876	866
1350	800	1400	952	937	941	991	963	940
425	300	1600	232	207	187	291	244	215
425	400	1600	323	267	228	349	320	264
425	500	1600	387	348	278	423	374	335
425	600	1600	461	399	352	515	432	373
425	800	1600	616	547	444	626	609	474
600	300	1600	341	325	276	390	364	341
600	400	1600	415	381	355	484	434	393
600	500	1600	518	455	409	571	528	458
600	600	1600	610	550	473	632	602	537
600	800	1600	734	686	629	764	705	654
650	300	1600	365	347	312	426	396	370
650	400	1600	450	412	381	539	479	431
650	500	1600	568	494	441	597	589	506
650	600	1600	637	605	515	664	631	600
650	800	1600	767	716	700	806	740	686
800	300	1600	431	405	384	519	498	458
800	400	1600	559	500	458	588	571	559
800	500	1600	624	629	547	664	636	612
800	600	1600	692	662	652	738	696	661
800	800	1600	840	780	734	874	826	759
850	300	1600	465	434	412	542	553	504
850	400	1600	575	543	493	613	595	578
850	500	1600	648	629	596	693	664	637
850	600	1600	718	687	665	773	728	689
850	800	1600	878	812	762	897	868	795
1000	300	1600	521	508	475	566	554	545
1000	400	1600	597	585	592	650	629	610
1000	500	1600	670	647	632	736	701	670
1000	600	1600	746	710	684	801	772	728

Add-On Distribution Boards

Power Loss

Max. power loss Pv in W that can be installed, depending on the size of the enclosure and taking into account the set-up type

Calculation according to EN60890

No horizontal partitions

Ambient temperature: **35°C**

Degree of prot. IP42			Max. power loss Pv in Watt					
Dimensions in mm			For wall-mounting Enclosure			Stand-alone Enclosure		
W	D	H	Enclosure	End enclosure	Center enclos.	Enclosure	End enclosure	Center enclos.
1000	800	1600	872	850	792	897	868	850
1100	300	1600	555	550	555	612	599	588
1100	400	1600	638	624	616	709	684	662
1100	500	1600	718	693	676	788	763	728
1100	600	1600	805	763	733	840	823	794
1100	800	1600	909	891	855	941	910	883
1200	300	1600	595	589	588	667	653	638
1200	400	1600	681	666	657	772	742	716
1200	500	1600	771	742	722	823	813	792
1200	600	1600	845	820	785	878	859	845
1200	800	1600	1005	926	914	988	953	923
1350	300	1600	655	649	646	748	738	720
1350	400	1600	754	736	723	816	810	813
1350	500	1600	837	823	797	879	866	855
1350	600	1600	893	884	874	939	918	901
1350	800	1600	1005	980	967	1062	1023	988
425	300	1800	271	232	204	313	291	244
425	400	1800	349	319	257	389	347	315
425	500	1800	429	374	335	486	412	358
425	600	1800	537	442	378	551	494	409
425	800	1800	644	596	489	661	605	539
600	300	1800	373	348	329	442	405	373
600	400	1800	473	422	384	537	500	441
600	500	1800	567	510	442	593	566	518
600	600	1800	629	599	519	661	619	584
600	800	1800	780	716	667	827	745	680
650	300	1800	402	374	352	493	447	409
650	400	1800	518	458	415	561	564	490
650	500	1800	592	566	486	625	595	586
650	600	1800	658	625	574	696	653	613
650	800	1800	821	751	699	854	790	718
800	300	1800	500	458	426	547	535	542
800	400	1800	574	581	512	617	595	574
800	500	1800	645	620	624	700	662	630
800	600	1800	731	692	661	798	741	693
800	800	1800	885	833	770	904	871	812
850	300	1800	549	498	461	571	557	545
850	400	1800	596	581	561	648	623	601
850	500	1800	679	651	631	742	701	665
850	600	1800	764	721	687	820	780	728
850	800	1800	909	874	804	931	896	858
1000	300	1800	540	533	550	599	584	568
1000	400	1800	620	602	590	694	664	637
1000	500	1800	712	681	658	770	757	714
1000	600	1800	800	758	719	827	807	785
1000	800	1800	906	880	850	941	902	870
1100	300	1800	581	572	567	658	638	621
1100	400	1800	676	655	641	748	737	706
1100	500	1800	775	737	710	811	797	787
1100	600	1800	836	826	780	872	850	831
1100	800	1800	949	920	904	995	953	915
1200	300	1800	624	612	607	709	699	679
1200	400	1800	731	706	689	787	777	776
1200	500	1800	813	800	767	854	837	824
1200	600	1800	872	861	845	919	894	872
1200	800	1800	993	962	943	1052	1005	965
1350	300	1800	699	686	679	766	762	758
1350	400	1800	798	793	771	848	836	828
1350	500	1800	865	858	862	920	902	885
1350	600	1800	930	915	909	993	965	940
1350	800	1800	1063	1028	1005	1145	1091	1043
300	300	2000	207	177	155	252	204	174
300	400	2000	297	244	197	319	284	223
300	500	2000	370	320	248	403	341	294
300	600	2000	464	377	320	515	406	335
300	800	2000	583	541	407	592	537	432
300	1000	2000	709	622	535	724	626	579
425	300	2000	302	264	223	338	310	286
425	400	2000	381	341	293	436	380	336
425	500	2000	486	409	355	518	464	390
425	600	2000	555	496	407	573	535	452
425	800	2000	674	613	544	700	628	570
425	1000	2000	819	726	647	819	748	651

Add-On Distribution Boards







Power Loss

Max. power loss Pv in W that can be installed, depending on the size of the enclosure and taking into account the set-up type

Calculation according to EN60890

No horizontal partitions

Ambient temperature: **35°C**

Degree of prot. IP42			Max. power loss Pv in Watt					
Dimensions in mm			For wall-mounting			Stand-alone		
W	D	H	Enclosure	End enclosure	Center enclos.	Enclosure	End enclosure	Center enclos.
								
600	300	2000	412	377	351	515	458	412
600	400	2000	542	467	413	555	532	496
600	500	2000	592	593	493	626	592	560
600	600	2000	657	616	586	700	647	602
600	800	2000	834	750	686	842	793	709
600	1000	2000	941	896	796	956	898	828
650	300	2000	452	410	380	516	518	461
650	400	2000	550	518	454	586	561	539
650	500	2000	612	584	541	655	616	583
650	600	2000	690	647	613	744	686	637
650	800	2000	860	792	724	874	837	755
650	1000	2000	973	925	841	992	931	885
800	300	2000	525	524	473	573	556	540
800	400	2000	594	574	557	652	622	594
800	500	2000	680	645	619	752	701	659
800	600	2000	778	724	682	813	792	729
800	800	2000	909	878	811	937	893	857
800	1000	2000	1030	976	937	1067	997	938
850	300	2000	547	536	522	602	582	566
850	400	2000	622	599	584	689	655	626
850	500	2000	713	675	647	773	742	696
850	600	2000	819	759	714	840	815	771
850	800	2000	935	903	851	967	923	883
850	1000	2000	1061	1004	963	1105	1030	967
1000	300	2000	569	558	550	649	625	606
1000	400	2000	657	632	612	719	715	679
1000	500	2000	766	720	686	789	772	766
1000	600	2000	818	802	759	855	829	806
1000	800	2000	941	906	883	991	940	897
1000	1000	2000	1074	1013	967	1138	1056	987
1100	300	2000	610	595	586	685	685	662
1100	400	2000	716	686	664	759	749	738
1100	500	2000	796	790	750	839	819	801
1100	600	2000	861	842	833	909	879	853
1100	800	2000	992	953	927	1056	1000	952
1100	1000	2000	1136	1069	1018	1221	1127	1049
1200	300	2000	663	646	634	724	719	714
1200	400	2000	762	754	727	809	796	785
1200	500	2000	833	824	819	888	866	846
1200	600	2000	902	884	874	965	932	902
1200	800	2000	1044	1002	972	1126	1063	1009
1200	1000	2000	1204	1128	1071	1312	1205	1118
1350	300	2000	731	731	715	785	779	772
1350	400	2000	816	813	814	880	866	852
1350	500	2000	894	883	878	969	943	920
1350	600	2000	970	948	935	1054	1015	982
1350	800	2000	1128	1079	1044	1242	1167	1104
1350	1000	2000	1313	1225	1158	1468	1338	1232

Add-On Distribution Boards

Power Loss

Max. power loss Pv in W that can be installed, depending on the size of the enclosure and taking into account the set-up type

Calculation according to EN60890

No horizontal partitions

Ambient temperature: **35°C**

Degree of prot. IP42 - closed

Dimensions in mm

W

D

H

Max. power loss Pv in Watt

For wall-mounting

Enclosure

End enclosure

Center enclos.

Stand-alone

Enclosure

End enclosure

Center enclos.

W	D	H	Enclosure	End enclosure	Center enclos.	Enclosure	End enclosure	Center enclos.
425	300	1400	190	174	162	219	196	178
425	400	1400	251	217	193	300	250	215
425	500	1400	327	271	227	348	317	257
425	600	1400	383	343	271	413	363	324
425	800	1400	548	451	386	563	483	401
600	300	1400	275	246	224	327	311	275
600	400	1400	352	331	277	394	363	338
600	500	1400	425	387	358	483	429	386
600	600	1400	516	451	405	566	508	440
600	800	1400	645	624	513	664	622	571
650	300	1400	313	274	247	351	332	317
650	400	1400	377	352	312	428	393	363
650	500	1400	459	416	383	535	470	420
650	600	1400	563	487	435	590	562	482
650	800	1400	671	637	558	694	649	639
800	300	1400	359	343	332	426	399	377
800	400	1400	449	415	390	549	493	449
800	500	1400	560	498	451	584	566	528
800	600	1400	610	601	521	640	611	588
800	800	1400	720	681	651	761	707	663
850	300	1400	381	364	351	464	433	406
850	400	1400	482	443	415	549	541	489
850	500	1400	577	537	484	606	586	581
850	600	1400	631	611	563	664	634	608
850	800	1400	746	705	673	794	737	689
1000	300	1400	431	408	390	500	493	485
1000	400	1400	528	508	468	563	550	538
1000	500	1400	583	570	558	625	602	583
1000	600	1400	640	618	602	689	655	626
1000	800	1400	768	720	685	791	773	716
1100	300	1400	497	466	443	536	528	522
1100	400	1400	559	552	540	605	589	576
1100	500	1400	619	604	595	673	648	625
1100	600	1400	682	656	640	746	708	674
1100	800	1400	806	772	731	824	804	778
1200	300	1400	527	538	506	574	565	558
1200	400	1400	592	583	581	649	631	616
1200	500	1400	656	640	630	726	697	671
1200	600	1400	726	698	678	776	766	726
1200	800	1400	835	829	782	859	838	817
1350	300	1400	571	569	570	636	625	616
1350	400	1400	643	634	629	724	702	683
1350	500	1400	719	698	685	775	769	748
1350	600	1400	802	767	742	822	809	799
1350	800	1400	878	865	869	914	889	868
425	300	1600	216	193	174	271	227	200
425	400	1600	301	248	212	325	298	246
425	500	1600	360	324	259	394	348	312
425	600	1600	429	371	328	479	402	347
425	800	1600	574	509	413	583	567	441
600	300	1600	317	302	257	363	339	317
600	400	1600	386	355	331	451	404	366
600	500	1600	482	424	381	532	491	427
600	600	1600	568	512	440	589	560	500
600	800	1600	683	639	586	711	656	609
650	300	1600	340	323	290	397	369	344
650	400	1600	419	383	355	502	446	401
650	500	1600	529	460	410	556	548	471
650	600	1600	593	563	479	618	587	559
650	800	1600	714	667	652	751	689	639
800	300	1600	400	376	356	482	463	425
800	400	1600	519	464	425	546	530	519
800	500	1600	580	584	508	616	590	568
800	600	1600	642	615	606	685	646	614
800	800	1600	780	724	681	811	767	705
850	300	1600	432	403	382	503	514	468
850	400	1600	534	504	458	569	553	537
850	500	1600	602	584	554	644	616	592
850	600	1600	667	638	618	718	676	640
850	800	1600	815	754	707	833	806	738
1000	300	1600	481	469	438	522	511	503
1000	400	1600	551	540	546	600	581	563
1000	500	1600	618	598	583	679	647	618
1000	600	1600	689	655	631	739	713	672

Add-On Distribution Boards

Power Loss

Max. power loss Pv in W that can be installed, depending on the size of the enclosure and taking into account the set-up type

Calculation according to EN60890

No horizontal partitions

Ambient temperature: **35°C**

Degree of prot. IP42 - closed

Dimensions in mm

W

D

H

Max. power loss Pv in Watt

For wall-mounting

Enclosure

End enclosure

Center enclos.

Stand-alone

Enclosure

End enclosure

Center enclos.



1000	800	1600	805	785	731	828	802	785
1100	300	1600	512	508	512	565	553	542
1100	400	1600	589	576	569	654	631	611
1100	500	1600	662	640	624	727	704	672
1100	600	1600	743	704	677	775	760	733
1100	800	1600	839	822	790	869	840	815
1200	300	1600	550	544	542	616	602	589
1200	400	1600	629	614	606	713	685	661
1200	500	1600	712	685	666	760	750	731
1200	600	1600	780	757	725	810	793	780
1200	800	1600	928	854	844	912	880	852
1350	300	1600	605	599	596	690	682	665
1350	400	1600	696	679	667	754	748	750
1350	500	1600	773	760	736	811	799	790
1350	600	1600	824	816	806	866	847	832
1350	800	1600	928	905	893	980	944	912
425	300	1800	252	216	190	292	271	227
425	400	1800	325	297	239	362	323	293
425	500	1800	400	348	312	452	383	333
425	600	1800	500	412	352	513	460	381
425	800	1800	599	555	455	616	563	502
600	300	1800	347	324	306	412	377	347
600	400	1800	440	393	358	500	466	410
600	500	1800	528	475	412	552	527	482
600	600	1800	586	558	483	616	576	544
600	800	1800	726	667	621	770	694	633
650	300	1800	374	348	328	459	416	381
650	400	1800	482	427	386	522	525	456
650	500	1800	551	527	452	582	554	545
650	600	1800	613	582	535	648	608	571
650	800	1800	764	699	651	795	736	668
800	300	1800	464	425	395	508	497	503
800	400	1800	533	540	476	573	553	533
800	500	1800	599	576	580	650	615	585
800	600	1800	679	642	614	741	688	644
800	800	1800	822	774	715	840	809	754
850	300	1800	510	463	428	530	517	506
850	400	1800	554	540	521	602	579	558
850	500	1800	631	605	586	689	651	618
850	600	1800	710	670	638	762	724	676
850	800	1800	844	811	746	865	832	797
1000	300	1800	498	492	508	553	539	524
1000	400	1800	572	556	545	641	613	588
1000	500	1800	658	629	607	710	698	659
1000	600	1800	738	700	664	763	745	725
1000	800	1800	836	812	785	869	833	803
1100	300	1800	536	528	523	607	589	574
1100	400	1800	624	605	592	690	680	652
1100	500	1800	715	680	655	749	736	726
1100	600	1800	772	762	720	805	785	767
1100	800	1800	876	850	834	918	880	845
1200	300	1800	576	565	560	654	646	626
1200	400	1800	674	652	636	726	718	716
1200	500	1800	750	738	708	788	773	761
1200	600	1800	805	794	780	848	826	805
1200	800	1800	917	888	870	971	928	890
1350	300	1800	646	634	626	707	703	700
1350	400	1800	737	732	712	782	772	764
1350	500	1800	798	792	796	850	833	817
1350	600	1800	858	845	839	917	890	868
1350	800	1800	982	949	928	1057	1007	962
300	300	2000	193	165	144	235	190	162
300	400	2000	277	227	184	297	265	208
300	500	2000	344	298	231	375	317	274
300	600	2000	432	351	298	479	378	312
300	800	2000	543	504	379	551	500	402
300	1000	2000	660	579	498	674	583	539
425	300	2000	281	246	208	315	289	266
425	400	2000	355	317	273	406	354	313
425	500	2000	452	381	331	482	432	363
425	600	2000	517	462	379	533	498	421
425	800	2000	628	571	506	652	585	531
425	1000	2000	763	676	602	763	697	606

Add-On Distribution Boards

Power Loss

Max. power loss Pv in W that can be installed, depending on the size of the enclosure and taking into account the set-up type

Calculation according to EN60890

No horizontal partitions

Ambient temperature: **35°C**

Degree of prot. IP42 - closed

Dimensions in mm

W D H

Max. power loss Pv in Watt

For wall-mounting

Enclosure

End enclosure

Center enclos.

Stand-alone

Enclosure

End enclosure

Center enclos.

W	D	H	Enclosure	End enclosure	Center enclos.	Enclosure	End enclosure	Center enclos.
600	300	2000	383	351	327	479	427	383
600	400	2000	505	435	385	517	495	462
600	500	2000	551	552	459	583	551	521
600	600	2000	612	574	545	652	602	560
600	800	2000	776	698	639	784	738	660
600	1000	2000	876	834	741	890	836	771
650	300	2000	421	382	354	481	482	429
650	400	2000	512	482	423	545	522	502
650	500	2000	570	544	504	610	574	543
650	600	2000	643	602	571	693	639	593
650	800	2000	801	737	674	814	779	703
650	1000	2000	906	861	783	923	867	824
800	300	2000	488	486	439	532	516	502
800	400	2000	551	533	517	606	577	551
800	500	2000	632	599	575	698	651	612
800	600	2000	723	672	633	755	736	677
800	800	2000	844	815	753	870	829	796
800	1000	2000	957	906	870	991	926	871
850	300	2000	508	498	485	559	541	525
850	400	2000	577	556	542	640	608	581
850	500	2000	662	627	601	718	689	646
850	600	2000	761	705	663	780	757	716
850	800	2000	868	839	790	898	857	820
850	1000	2000	985	932	894	1026	957	898
1000	300	2000	526	515	508	599	577	559
1000	400	2000	606	583	565	664	660	626
1000	500	2000	707	665	634	728	713	707
1000	600	2000	755	740	701	790	766	744
1000	800	2000	869	836	815	914	868	828
1000	1000	2000	991	935	893	1050	974	911
1100	300	2000	563	550	541	632	632	611
1100	400	2000	661	634	613	701	691	682
1100	500	2000	734	730	692	774	756	739
1100	600	2000	794	778	769	839	811	797
1100	800	2000	916	880	856	974	923	878
1100	1000	2000	1049	986	940	1127	1040	968
1200	300	2000	612	596	586	668	664	659
1200	400	2000	703	696	671	746	734	725
1200	500	2000	769	761	756	820	799	781
1200	600	2000	833	816	806	890	860	833
1200	800	2000	964	925	898	1039	982	931
1200	1000	2000	1111	1042	989	1211	1112	1032
1350	300	2000	674	674	660	725	719	713
1350	400	2000	754	750	751	812	799	786
1350	500	2000	826	815	810	894	870	850
1350	600	2000	895	875	863	973	937	906
1350	800	2000	1042	996	964	1146	1078	1019
1350	1000	2000	1212	1130	1069	1355	1235	1138

Add-On Distribution Boards







Power Loss

Max. power loss Pv in W that can be installed, depending on the size of the enclosure and taking into account the set-up type

Calculation according to EN60890

No horizontal partitions

Ambient temperature: **35°C**

Degree of prot. IP55			Max. power loss Pv in Watt					
Dimensions in mm			For wall-mounting			Stand-alone		
W	D	H	Enclosure	End enclosure	Center enclos.	Enclosure	End enclosure	Center enclos.
								
425	300	1400	141	129	120	162	145	132
425	400	1400	186	161	143	222	185	159
425	500	1400	242	201	168	258	235	190
425	600	1400	284	254	201	306	269	240
425	800	1400	406	334	286	417	358	297
600	300	1400	204	182	166	242	230	204
600	400	1400	261	245	205	292	269	250
600	500	1400	315	287	265	358	318	286
600	600	1400	382	334	300	419	376	326
600	800	1400	478	462	380	492	461	423
650	300	1400	232	203	183	260	246	235
650	400	1400	279	261	231	317	291	269
650	500	1400	340	308	284	396	348	311
650	600	1400	417	361	322	437	416	357
650	800	1400	497	472	413	514	481	473
800	300	1400	276	264	255	328	307	290
800	400	1400	345	319	300	422	379	345
800	500	1400	431	383	347	449	435	406
800	600	1400	469	462	401	492	470	452
800	800	1400	554	524	501	585	544	510
850	300	1400	293	280	270	357	333	312
850	400	1400	371	341	319	422	416	376
850	500	1400	444	413	372	466	451	447
850	600	1400	485	470	433	511	488	468
850	800	1400	574	542	518	611	567	530
1000	300	1400	359	340	325	417	411	404
1000	400	1400	440	423	390	469	458	448
1000	500	1400	486	475	465	521	502	486
1000	600	1400	533	515	502	574	546	522
1000	800	1400	640	600	571	659	644	597
1100	300	1400	414	388	369	447	440	435
1100	400	1400	466	460	450	504	491	480
1100	500	1400	516	503	496	561	540	521
1100	600	1400	568	547	533	622	590	562
1100	800	1400	672	643	609	687	670	648
1200	300	1400	439	448	422	478	471	465
1200	400	1400	493	486	484	541	526	513
1200	500	1400	547	533	525	605	581	559
1200	600	1400	605	582	565	647	638	605
1200	800	1400	696	691	652	716	698	681
1350	300	1400	476	474	475	530	521	513
1350	400	1400	536	528	524	603	585	569
1350	500	1400	599	582	571	646	641	623
1350	600	1400	668	639	618	685	674	666
1350	800	1400	732	721	724	762	741	723
425	300	1600	160	143	129	201	168	148
425	400	1600	223	184	157	241	221	182
425	500	1600	267	240	192	292	258	231
425	600	1600	318	275	243	355	298	257
425	800	1600	425	377	306	432	420	327
600	300	1600	235	224	190	269	251	235
600	400	1600	286	263	245	334	299	271
600	500	1600	357	314	282	394	364	316
600	600	1600	421	379	326	436	415	370
600	800	1600	506	473	434	527	486	451
650	300	1600	252	239	215	294	273	255
650	400	1600	310	284	263	372	330	297
650	500	1600	392	341	304	412	406	349
650	600	1600	439	417	355	458	435	414
650	800	1600	529	494	483	556	510	473
800	300	1600	308	289	274	371	356	327
800	400	1600	399	357	327	420	408	399
800	500	1600	446	449	391	474	454	437
800	600	1600	494	473	466	527	497	472
800	800	1600	600	557	524	624	590	542
850	300	1600	332	310	294	387	395	360
850	400	1600	411	388	352	438	425	413
850	500	1600	463	449	426	495	474	455
850	600	1600	513	491	475	552	520	492
850	800	1600	627	580	544	641	620	568
1000	300	1600	401	391	365	435	426	419
1000	400	1600	459	450	455	500	484	469
1000	500	1600	515	498	486	566	539	515
1000	600	1600	574	546	526	616	594	560

Add-On Distribution Boards

Power Loss

Max. power loss Pv in W that can be installed, depending on the size of the enclosure and taking into account the set-up type

Calculation according to EN60890

No horizontal partitions

Ambient temperature: **35°C**

Degree of prot. IP55			Max. power loss Pv in Watt					
Dimensions in mm			For wall-mounting Enclosure			Stand-alone Enclosure		
W	D	H	Enclosure	End enclosure	Center enclos.	Enclosure	End enclosure	Center enclos.
1000	800	1600	671	654	609	690	668	654
1100	300	1600	427	423	427	471	461	452
1100	400	1600	491	480	474	545	526	509
1100	500	1600	552	533	520	606	587	560
1100	600	1600	619	587	564	646	633	611
1100	800	1600	699	685	658	724	700	679
1200	300	1600	458	453	452	513	502	491
1200	400	1600	524	512	505	594	571	551
1200	500	1600	593	571	555	633	625	609
1200	600	1600	650	631	604	675	661	650
1200	800	1600	773	712	703	760	733	710
1350	300	1600	504	499	497	575	568	554
1350	400	1600	580	566	556	628	623	625
1350	500	1600	644	633	613	676	666	658
1350	600	1600	687	680	672	722	706	693
1350	800	1600	773	754	744	817	787	760
425	300	1800	187	160	141	216	201	168
425	400	1800	241	220	177	268	239	217
425	500	1800	296	258	231	335	284	247
425	600	1800	370	305	261	380	341	282
425	800	1800	444	411	337	456	417	372
600	300	1800	257	240	227	305	279	257
600	400	1800	326	291	265	370	345	304
600	500	1800	391	352	305	409	390	357
600	600	1800	434	413	358	456	427	403
600	800	1800	538	494	460	570	514	469
650	300	1800	277	258	243	340	308	282
650	400	1800	357	316	286	387	389	338
650	500	1800	408	390	335	431	410	404
650	600	1800	454	431	396	480	450	423
650	800	1800	566	518	482	589	545	495
800	300	1800	357	327	304	391	382	387
800	400	1800	410	415	366	441	425	410
800	500	1800	461	443	446	500	473	450
800	600	1800	522	494	472	570	529	495
800	800	1800	632	595	550	646	622	580
850	300	1800	392	356	329	408	398	389
850	400	1800	426	415	401	463	445	429
850	500	1800	485	465	451	530	501	475
850	600	1800	546	515	491	586	557	520
850	800	1800	649	624	574	665	640	613
1000	300	1800	415	410	423	461	449	437
1000	400	1800	477	463	454	534	511	490
1000	500	1800	548	524	506	592	582	549
1000	600	1800	615	583	553	636	621	604
1000	800	1800	697	677	654	724	694	669
1100	300	1800	447	440	436	506	491	478
1100	400	1800	520	504	493	575	567	543
1100	500	1800	596	567	546	624	613	605
1100	600	1800	643	635	600	671	654	639
1100	800	1800	730	708	695	765	733	704
1200	300	1800	480	471	467	545	538	522
1200	400	1800	562	543	530	605	598	597
1200	500	1800	625	615	590	657	644	634
1200	600	1800	671	662	650	707	688	671
1200	800	1800	764	740	725	809	773	742
1350	300	1800	538	528	522	589	586	583
1350	400	1800	614	610	593	652	643	637
1350	500	1800	665	660	663	708	694	681
1350	600	1800	715	704	699	764	742	723
1350	800	1800	818	791	773	881	839	802
300	300	2000	143	122	107	174	141	120
300	400	2000	205	168	136	220	196	154
300	500	2000	255	221	171	278	235	203
300	600	2000	320	260	221	355	280	231
300	800	2000	402	373	281	408	370	298
300	1000	2000	489	429	369	499	432	399
425	300	2000	208	182	154	233	214	197
425	400	2000	263	235	202	301	262	232
425	500	2000	335	282	245	357	320	269
425	600	2000	383	342	281	395	369	312
425	800	2000	465	423	375	483	433	393
425	1000	2000	565	501	446	565	516	449

Add-On Distribution Boards







Power Loss

Max. power loss Pv in W that can be installed, depending on the size of the enclosure and taking into account the set-up type

Calculation according to EN60890

No horizontal partitions

Ambient temperature: **35°C**

Degree of prot. IP55			Max. power loss Pv in Watt					
Dimensions in mm			For wall-mounting			Stand-alone		
W	D	H	Enclosure	End enclosure	Center enclos.	Enclosure	End enclosure	Center enclos.
								
600	300	2000	284	260	242	355	316	284
600	400	2000	374	322	285	383	367	342
600	500	2000	408	409	340	432	408	386
600	600	2000	453	425	404	483	446	415
600	800	2000	575	517	473	581	547	489
600	1000	2000	649	618	549	659	619	571
650	300	2000	312	283	262	356	357	318
650	400	2000	379	357	313	404	387	372
650	500	2000	422	403	373	452	425	402
650	600	2000	476	446	423	513	473	439
650	800	2000	593	546	499	603	577	521
650	1000	2000	671	638	580	684	642	610
800	300	2000	375	374	338	409	397	386
800	400	2000	424	410	398	466	444	424
800	500	2000	486	461	442	537	501	471
800	600	2000	556	517	487	581	566	521
800	800	2000	649	627	579	669	638	612
800	1000	2000	736	697	669	762	712	670
850	300	2000	391	383	373	430	416	404
850	400	2000	444	428	417	492	468	447
850	500	2000	509	482	462	552	530	497
850	600	2000	585	542	510	600	582	551
850	800	2000	668	645	608	691	659	631
850	1000	2000	758	717	688	789	736	691
1000	300	2000	438	429	423	499	481	466
1000	400	2000	505	486	471	553	550	522
1000	500	2000	589	554	528	607	594	589
1000	600	2000	629	617	584	658	638	620
1000	800	2000	724	697	679	762	723	690
1000	1000	2000	826	779	744	875	812	759
1100	300	2000	469	458	451	527	527	509
1100	400	2000	551	528	511	584	576	568
1100	500	2000	612	608	577	645	630	616
1100	600	2000	662	648	641	699	676	656
1100	800	2000	763	733	713	812	769	732
1100	1000	2000	874	822	783	939	867	807
1200	300	2000	510	497	488	557	553	549
1200	400	2000	586	580	559	622	612	604
1200	500	2000	641	634	630	683	666	651
1200	600	2000	694	680	672	742	717	694
1200	800	2000	803	771	748	866	818	776
1200	1000	2000	926	868	824	1009	927	860
1350	300	2000	562	562	550	604	599	594
1350	400	2000	628	625	626	677	666	655
1350	500	2000	688	679	675	745	725	708
1350	600	2000	746	729	719	811	781	755
1350	800	2000	868	830	803	955	898	849
1350	1000	2000	1010	942	891	1129	1029	948

Loss factors for horizontal separation panels:

Number of internal horizontal separation panels	0	1	2	3
Loss factor of Pv	1	0.94	0.84	0.72

Add-On Distribution Boards

Power Loss

Max. power loss Pv in W that can be installed, depending on the size of the enclosure and taking into account the set-up type

Calculation according to EN60890

No horizontal partitions

Ambient temperature: **50°C**

Degree of prot. IP31			Max. power loss Pv in Watt					
Dimensions in mm			For wall-mounting			Stand-alone		
W	D	H	Enclosure	End enclosure	Center enclos.	Enclosure	End enclosure	Center enclos.
425	300	1400	126	115	108	146	130	119
425	400	1400	167	144	128	200	166	142
425	500	1400	218	180	151	232	211	171
425	600	1400	256	229	180	275	241	214
425	800	1400	364	299	257	374	322	266
600	300	1400	183	164	149	218	207	183
600	400	1400	234	220	184	261	241	223
600	500	1400	283	257	238	322	286	257
600	600	1400	344	301	268	376	337	293
600	800	1400	430	414	340	441	414	380
650	300	1400	209	182	164	234	221	211
650	400	1400	250	234	207	284	261	241
650	500	1400	306	275	254	355	313	279
650	600	1400	374	324	288	392	373	320
650	800	1400	446	423	371	461	432	425
800	300	1400	228	238	229	295	275	259
800	400	1400	284	286	268	378	340	310
800	500	1400	355	344	311	403	391	365
800	600	1400	386	414	360	441	423	405
800	800	1400	455	470	450	526	488	457
850	300	1400	241	250	241	320	299	279
850	400	1400	305	306	286	378	373	337
850	500	1400	365	371	333	418	405	401
850	600	1400	399	421	389	459	437	421
850	800	1400	472	486	464	549	509	475
1000	300	1400	281	304	292	374	369	362
1000	400	1400	344	380	349	421	410	403
1000	500	1400	380	427	418	468	450	436
1000	600	1400	418	463	450	515	490	468
1000	800	1400	501	538	511	592	578	536
1100	300	1400	323	349	331	401	396	391
1100	400	1400	364	412	403	452	441	430
1100	500	1400	403	452	445	504	484	468
1100	600	1400	444	491	479	558	529	504
1100	800	1400	526	578	547	617	601	581
1200	300	1400	329	403	380	428	423	418
1200	400	1400	369	436	434	486	472	461
1200	500	1400	410	479	470	544	520	502
1200	600	1400	453	522	508	580	572	544
1200	800	1400	521	621	585	643	626	612
1350	300	1400	356	425	427	475	468	461
1350	400	1400	401	473	470	542	526	511
1350	500	1400	449	522	513	580	574	560
1350	600	1400	500	574	554	614	605	598
1350	800	1400	548	648	650	684	666	648
425	300	1600	144	128	117	181	151	133
425	400	1600	200	166	141	217	199	164
425	500	1600	239	216	173	263	230	207
425	600	1600	286	247	219	319	267	230
425	800	1600	381	338	275	388	377	294
600	300	1600	212	201	171	241	225	212
600	400	1600	257	236	220	300	268	243
600	500	1600	320	283	254	353	326	283
600	600	1600	378	340	293	392	372	332
600	800	1600	454	425	390	473	436	405
650	300	1600	225	214	193	263	245	229
650	400	1600	279	254	236	333	297	266
650	500	1600	351	306	274	369	365	313
650	600	1600	394	374	319	410	391	371
650	800	1600	475	443	434	499	457	425
800	300	1600	253	238	225	306	293	269
800	400	1600	328	294	269	346	336	328
800	500	1600	366	370	322	389	373	360
800	600	1600	407	389	383	434	409	388
800	800	1600	494	458	431	514	486	446
850	300	1600	272	254	241	318	325	297
850	400	1600	338	320	290	360	350	340
850	500	1600	381	370	351	408	389	375
850	600	1600	422	404	391	454	427	406
850	800	1600	516	477	447	526	510	467
1000	300	1600	314	306	286	341	334	328
1000	400	1600	359	352	356	392	379	367
1000	500	1600	403	389	380	443	422	403
1000	600	1600	449	428	412	483	465	438

Add-On Distribution Boards







Power Loss

Max. power loss Pv in W that can be installed, depending on the size of the enclosure and taking into account the set-up type

Calculation according to EN60890

No horizontal partitions

Ambient temperature: **50°C**

Degree of prot. IP31			Max. power loss Pv in Watt					
Dimensions in mm			For wall-mounting			Stand-alone		
W	D	H	Enclosure	End enclosure	Center enclos.	Enclosure	End enclosure	Center enclos.
								
1000	800	1600	526	512	477	540	523	512
1100	300	1600	334	331	334	369	361	353
1100	400	1600	385	377	372	427	411	399
1100	500	1600	432	418	407	474	460	438
1100	600	1600	485	460	441	506	496	477
1100	800	1600	548	535	515	567	548	531
1200	300	1600	343	339	339	384	375	368
1200	400	1600	392	383	378	444	427	413
1200	500	1600	444	428	416	474	467	456
1200	600	1600	486	472	452	505	495	486
1200	800	1600	544	533	526	568	548	531
1350	300	1600	377	374	372	429	425	414
1350	400	1600	434	423	416	470	467	468
1350	500	1600	482	474	459	506	498	492
1350	600	1600	513	509	503	540	528	518
1350	800	1600	578	564	557	611	588	569
425	300	1800	167	142	126	193	180	151
425	400	1800	216	198	158	239	214	194
425	500	1800	265	232	207	301	256	221
425	600	1800	333	274	234	340	306	252
425	800	1800	398	369	302	409	374	333
600	300	1800	231	216	204	274	251	231
600	400	1800	293	261	238	332	310	273
600	500	1800	351	316	274	367	350	321
600	600	1800	390	371	322	409	384	362
600	800	1800	483	443	413	512	462	421
650	300	1800	248	232	218	304	275	252
650	400	1800	320	283	257	347	349	302
650	500	1800	367	349	301	387	367	362
650	600	1800	407	387	355	432	403	380
650	800	1800	508	464	432	529	490	445
800	300	1800	294	269	250	322	314	319
800	400	1800	338	341	301	363	350	338
800	500	1800	380	365	368	411	389	370
800	600	1800	430	406	388	469	435	407
800	800	1800	520	490	452	531	512	478
850	300	1800	322	292	271	335	327	320
850	400	1800	350	342	330	380	366	353
850	500	1800	399	383	371	436	413	391
850	600	1800	449	422	404	482	459	427
850	800	1800	533	513	472	548	526	505
1000	300	1800	325	321	331	361	351	343
1000	400	1800	374	363	356	418	400	384
1000	500	1800	430	410	396	464	455	430
1000	600	1800	482	457	433	498	486	473
1000	800	1800	545	530	512	567	544	523
1100	300	1800	350	344	342	396	385	374
1100	400	1800	407	394	386	451	444	425
1100	500	1800	466	444	427	488	480	474
1100	600	1800	504	496	469	526	512	501
1100	800	1800	571	554	543	600	573	551
1200	300	1800	359	353	349	408	403	391
1200	400	1800	420	406	397	452	447	447
1200	500	1800	468	460	441	491	482	474
1200	600	1800	502	495	486	529	515	502
1200	800	1800	571	554	542	605	578	555
1350	300	1800	402	395	390	441	438	437
1350	400	1800	459	456	444	488	482	476
1350	500	1800	498	494	497	530	519	510
1350	600	1800	534	527	522	572	555	540
1350	800	1800	612	591	578	659	627	600
300	300	2000	128	110	97	156	127	108
300	400	2000	184	151	121	198	176	139
300	500	2000	286	234	198	319	250	207
300	600	2000	229	198	153	250	211	182
300	800	2000	360	335	252	365	331	266
300	1000	2000	437	385	331	446	387	358
425	300	2000	187	164	139	210	192	177
425	400	2000	236	211	182	270	234	207
425	500	2000	301	253	220	321	288	241
425	600	2000	344	306	252	355	331	279
425	800	2000	418	380	337	434	389	351
425	1000	2000	506	450	400	508	463	403

Add-On Distribution Boards







Power Loss

Max. power loss Pv in W that can be installed, depending on the size of the enclosure and taking into account the set-up type

Calculation according to EN60890

No horizontal partitions

Ambient temperature: **50°C**

Degree of prot. IP31			Max. power loss Pv in Watt					
Dimensions in mm			For wall-mounting			Stand-alone		
W	D	H	Enclosure	End enclosure	Center enclos.	Enclosure	End enclosure	Center enclos.
								
600	300	2000	255	234	218	319	284	255
600	400	2000	335	288	256	344	329	306
600	500	2000	366	367	306	388	366	347
600	600	2000	407	382	362	432	400	373
600	800	2000	515	463	425	520	490	439
600	1000	2000	581	554	491	590	554	511
650	300	2000	279	254	234	319	320	284
650	400	2000	340	320	281	362	347	333
650	500	2000	380	362	335	405	382	360
650	600	2000	427	400	380	461	423	394
650	800	2000	533	490	448	542	518	468
650	1000	2000	603	572	520	614	576	547
800	300	2000	309	308	279	336	326	317
800	400	2000	348	337	343	383	365	348
800	500	2000	400	379	364	442	413	388
800	600	2000	457	424	401	477	465	427
800	800	2000	533	515	475	549	525	503
800	1000	2000	606	573	549	625	586	549
850	300	2000	322	316	307	354	343	333
850	400	2000	365	351	343	419	384	368
850	500	2000	419	396	380	454	436	409
850	600	2000	480	446	419	493	479	452
850	800	2000	549	530	500	568	541	518
850	1000	2000	624	589	564	648	606	568
1000	300	2000	343	336	332	391	377	365
1000	400	2000	396	380	369	432	430	408
1000	500	2000	461	434	414	476	465	461
1000	600	2000	491	484	457	515	499	485
1000	800	2000	567	545	531	595	565	540
1000	1000	2000	647	609	582	685	634	593
1100	300	2000	367	359	353	413	413	398
1100	400	2000	431	413	400	458	451	445
1100	500	2000	479	476	452	504	493	482
1100	600	2000	518	507	501	546	529	513
1100	800	2000	597	573	557	634	601	573
1100	1000	2000	685	644	612	735	678	631
1200	300	2000	381	372	365	417	414	411
1200	400	2000	438	433	418	466	458	452
1200	500	2000	480	474	471	511	498	487
1200	600	2000	519	509	503	555	536	519
1200	800	2000	600	576	560	647	611	581
1200	1000	2000	692	648	617	755	693	642
1350	300	2000	421	420	412	452	448	445
1350	400	2000	470	468	468	507	498	490
1350	500	2000	515	507	506	557	543	530
1350	600	2000	558	545	537	606	584	564
1350	800	2000	650	621	600	714	671	635
1350	1000	2000	756	704	666	843	770	708

Add-On Distribution Boards

Power Loss

Max. power loss Pv in W that can be installed, depending on the size of the enclosure and taking into account the set-up type

Calculation according to EN60890

No horizontal partitions

Ambient temperature: **50°C**

Degree of prot. IP31 - closed

Max. power loss Pv in Watt

Dimensions in mm			For wall-mounting Enclosure			Stand-alone Enclosure		
W	D	H	Enclosure	End enclosure	Center enclos.	Enclosure	End enclosure	Center enclos.
425	300	1400	98	90	84	113	101	92
425	400	1400	130	112	99	155	129	111
425	500	1400	169	140	118	181	164	133
425	600	1400	199	178	140	214	188	167
425	800	1400	283	232	200	291	251	207
600	300	1400	143	127	116	169	161	143
600	400	1400	182	171	143	203	188	174
600	500	1400	220	200	185	251	223	200
600	600	1400	267	234	209	293	262	228
600	800	1400	335	322	265	343	322	295
650	300	1400	162	141	127	182	172	164
650	400	1400	195	182	161	221	203	188
650	500	1400	238	214	197	276	244	217
650	600	1400	291	252	224	305	290	249
650	800	1400	347	329	288	358	336	330
800	300	1400	186	178	171	221	207	194
800	400	1400	232	215	201	284	255	232
800	500	1400	290	258	234	302	293	274
800	600	1400	316	311	270	331	317	304
800	800	1400	373	352	338	394	366	343
850	300	1400	197	188	181	240	224	209
850	400	1400	250	230	215	284	279	252
850	500	1400	298	278	250	313	304	301
850	600	1400	327	316	292	344	328	316
850	800	1400	386	365	348	412	382	356
1000	300	1400	224	211	203	260	256	251
1000	400	1400	274	264	243	293	285	280
1000	500	1400	303	296	290	325	313	303
1000	600	1400	333	321	313	358	340	325
1000	800	1400	399	374	355	411	401	373
1100	300	1400	258	243	230	279	275	271
1100	400	1400	290	286	280	314	306	299
1100	500	1400	321	314	309	350	336	325
1100	600	1400	354	341	333	388	368	350
1100	800	1400	419	401	380	429	418	404
1200	300	1400	274	280	264	298	294	290
1200	400	1400	308	303	301	338	328	320
1200	500	1400	341	333	326	378	361	349
1200	600	1400	378	363	353	403	398	378
1200	800	1400	434	431	406	446	435	425
1350	300	1400	296	295	296	330	325	320
1350	400	1400	334	329	326	376	365	355
1350	500	1400	374	363	356	403	399	389
1350	600	1400	416	399	385	426	420	415
1350	800	1400	456	450	451	475	463	450
425	300	1600	112	100	91	141	118	103
425	400	1600	156	129	110	169	154	128
425	500	1600	186	168	134	204	179	161
425	600	1600	222	192	170	248	208	179
425	800	1600	297	263	214	302	293	229
600	300	1600	165	156	133	188	175	165
600	400	1600	200	184	171	233	209	189
600	500	1600	249	220	197	274	253	220
600	600	1600	294	264	228	305	290	258
600	800	1600	353	330	304	368	339	315
650	300	1600	175	167	150	204	190	178
650	400	1600	217	197	183	259	231	207
650	500	1600	273	238	213	287	284	244
650	600	1600	307	291	248	319	304	288
650	800	1600	370	344	337	388	356	330
800	300	1600	207	194	184	250	240	220
800	400	1600	269	241	220	283	275	269
800	500	1600	300	302	263	319	305	294
800	600	1600	333	319	314	355	335	318
800	800	1600	404	375	353	420	397	365
850	300	1600	223	208	197	261	266	243
850	400	1600	277	262	238	294	286	278
850	500	1600	312	302	288	333	319	306
850	600	1600	346	331	320	371	350	332
850	800	1600	423	390	366	431	417	382
1000	300	1600	250	244	227	271	266	261
1000	400	1600	286	280	284	312	302	293
1000	500	1600	321	310	303	353	336	321
1000	600	1600	358	341	328	384	371	349

Add-On Distribution Boards

Power Loss

Max. power loss Pv in W that can be installed, depending on the size of the enclosure and taking into account the set-up type

Calculation according to EN60890

No horizontal partitions

Ambient temperature: **50°C**

Degree of prot. IP31 - closed

Dimensions in mm

W

D

H

Max. power loss Pv in Watt

For wall-mounting

Enclosure

End enclosure

Center enclos.

Stand-alone

Enclosure

End enclosure

Center enclos.



1000	800	1600	419	407	380	430	416	408
1100	300	1600	266	264	266	294	288	281
1100	400	1600	306	300	296	340	328	318
1100	500	1600	344	333	324	378	366	349
1100	600	1600	386	366	351	403	395	380
1100	800	1600	436	426	410	451	436	423
1200	300	1600	285	283	282	320	313	306
1200	400	1600	327	320	315	370	356	344
1200	500	1600	370	356	346	395	389	380
1200	600	1600	405	394	377	421	412	405
1200	800	1600	454	444	438	474	457	443
1350	300	1600	314	311	310	358	354	345
1350	400	1600	361	353	346	391	389	390
1350	500	1600	401	395	383	421	415	410
1350	600	1600	428	424	419	450	440	431
1350	800	1600	481	470	464	509	490	474
425	300	1800	130	111	98	150	140	118
425	400	1800	168	154	123	186	167	151
425	500	1800	206	181	161	234	199	172
425	600	1800	259	213	182	265	238	196
425	800	1800	309	287	235	318	291	259
600	300	1800	180	168	159	213	195	180
600	400	1800	228	203	185	258	241	212
600	500	1800	273	246	213	285	272	249
600	600	1800	303	288	250	318	299	282
600	800	1800	375	345	322	398	359	328
650	300	1800	193	181	169	237	214	196
650	400	1800	249	220	200	270	272	235
650	500	1800	286	272	234	301	286	281
650	600	1800	316	301	276	336	314	295
650	800	1800	395	361	336	412	381	346
800	300	1800	241	220	205	263	257	261
800	400	1800	276	279	246	297	286	276
800	500	1800	311	298	301	336	318	303
800	600	1800	352	332	318	384	356	333
800	800	1800	426	401	370	435	419	391
850	300	1800	263	239	221	274	267	262
850	400	1800	286	279	270	311	300	289
850	500	1800	327	313	304	356	338	320
850	600	1800	367	346	331	394	375	350
850	800	1800	436	420	386	448	431	413
1000	300	1800	259	255	264	288	280	273
1000	400	1800	297	289	283	333	318	306
1000	500	1800	342	327	315	369	363	342
1000	600	1800	384	364	345	397	387	376
1000	800	1800	434	422	408	451	433	417
1100	300	1800	279	274	273	315	306	298
1100	400	1800	324	314	308	359	354	339
1100	500	1800	371	354	340	389	383	378
1100	600	1800	401	395	374	419	408	399
1100	800	1800	455	441	433	478	456	439
1200	300	1800	299	294	291	340	336	326
1200	400	1800	350	339	331	377	373	372
1200	500	1800	390	383	368	409	402	395
1200	600	1800	418	412	405	441	429	418
1200	800	1800	476	461	452	504	482	462
1350	300	1800	335	329	325	368	365	364
1350	400	1800	383	380	370	406	401	396
1350	500	1800	415	411	414	441	433	425
1350	600	1800	445	439	435	476	463	450
1350	800	1800	510	493	481	549	523	500
300	300	2000	100	85	75	122	99	84
300	400	2000	143	118	94	154	137	108
300	500	2000	223	182	154	248	195	161
300	600	2000	178	154	119	195	164	141
300	800	2000	280	260	196	284	258	207
300	1000	2000	340	300	258	347	301	279
425	300	2000	146	128	108	163	149	138
425	400	2000	183	164	141	210	182	161
425	500	2000	234	197	171	249	224	188
425	600	2000	267	238	196	276	258	217
425	800	2000	325	295	262	337	302	273
425	1000	2000	393	350	311	395	360	314

Add-On Distribution Boards

Power Loss

Max. power loss Pv in W that can be installed, depending on the size of the enclosure and taking into account the set-up type

Calculation according to EN60890

No horizontal partitions

Ambient temperature: **50°C**

Degree of prot. IP31 - closed

Dimensions in mm

W	D	H	Max. power loss Pv in Watt					
			For wall-mounting Enclosure			Stand-alone Enclosure		
			Enclosure	End enclosure	Center enclos.	Enclosure	End enclosure	Center enclos.
600	300	2000	199	182	169	248	221	199
600	400	2000	260	224	199	267	256	238
600	500	2000	285	286	238	302	285	270
600	600	2000	316	297	281	336	311	290
600	800	2000	400	360	330	405	381	342
600	1000	2000	452	431	382	459	431	398
650	300	2000	217	197	182	248	249	221
650	400	2000	265	249	218	281	270	259
650	500	2000	295	281	260	315	297	280
650	600	2000	332	311	295	358	329	307
650	800	2000	414	381	349	421	403	364
650	1000	2000	469	445	405	477	448	426
800	300	2000	253	252	228	275	267	260
800	400	2000	285	275	281	313	298	285
800	500	2000	327	310	298	362	338	317
800	600	2000	374	347	328	390	381	350
800	800	2000	436	421	389	450	429	412
800	1000	2000	495	468	450	512	479	450
850	300	2000	263	258	251	289	280	272
850	400	2000	298	288	281	343	315	301
850	500	2000	343	324	311	371	356	335
850	600	2000	393	365	343	404	392	370
850	800	2000	450	433	409	464	443	424
850	1000	2000	510	482	462	531	495	464
1000	300	2000	273	268	264	311	300	291
1000	400	2000	315	303	294	344	343	325
1000	500	2000	367	346	329	379	370	367
1000	600	2000	391	385	364	410	398	386
1000	800	2000	451	434	423	474	450	430
1000	1000	2000	515	485	464	545	505	473
1100	300	2000	293	286	281	329	329	317
1100	400	2000	343	329	319	364	359	354
1100	500	2000	381	379	360	401	393	384
1100	600	2000	413	404	399	435	421	409
1100	800	2000	475	456	444	505	479	456
1100	1000	2000	545	513	488	585	540	503
1200	300	2000	318	310	305	348	345	342
1200	400	2000	365	361	349	388	382	376
1200	500	2000	400	395	393	426	415	406
1200	600	2000	433	424	419	463	446	433
1200	800	2000	500	480	466	539	509	484
1200	1000	2000	576	540	514	629	578	535
1350	300	2000	350	350	343	377	373	371
1350	400	2000	392	390	390	422	415	409
1350	500	2000	429	423	421	464	453	441
1350	600	2000	465	454	448	505	486	470
1350	800	2000	541	518	500	595	559	529
1350	1000	2000	630	586	555	703	641	590

Add-On Distribution Boards







Power Loss

Max. power loss Pv in W that can be installed, depending on the size of the enclosure and taking into account the set-up type

Calculation according to EN60890

No horizontal partitions

Ambient temperature: **50°C**

Degree of prot. IP42			Max. power loss Pv in Watt					
Dimensions in mm			For wall-mounting			Stand-alone		
W	D	H	Enclosure	End enclosure	Center enclos.	Enclosure	End enclosure	Center enclos.
								
425	300	1400	102	93	87	117	104	96
425	400	1400	135	116	103	161	133	115
425	500	1400	175	145	122	187	170	138
425	600	1400	206	184	145	222	194	173
425	800	1400	293	241	207	302	260	215
600	300	1400	148	132	120	175	166	148
600	400	1400	189	177	148	210	194	180
600	500	1400	228	207	191	260	231	207
600	600	1400	277	242	216	303	271	236
600	800	1400	347	334	274	355	334	306
650	300	1400	168	146	132	189	178	170
650	400	1400	202	189	167	229	210	194
650	500	1400	247	222	204	286	252	225
650	600	1400	302	261	232	316	300	258
650	800	1400	360	341	299	371	348	342
800	300	1400	193	185	178	230	214	202
800	400	1400	241	223	209	294	265	241
800	500	1400	301	267	242	314	304	284
800	600	1400	328	322	280	343	329	315
800	800	1400	386	365	350	409	379	356
850	300	1400	204	195	188	249	232	217
850	400	1400	259	238	223	294	290	262
850	500	1400	309	288	259	325	315	312
850	600	1400	339	328	302	357	340	328
850	800	1400	400	378	361	427	396	370
1000	300	1400	233	220	211	270	267	261
1000	400	1400	285	274	252	304	296	291
1000	500	1400	315	308	302	338	325	315
1000	600	1400	346	334	325	372	354	338
1000	800	1400	415	389	369	428	417	387
1100	300	1400	268	252	239	290	286	282
1100	400	1400	302	298	291	326	319	311
1100	500	1400	334	326	321	364	350	338
1100	600	1400	368	355	346	403	382	364
1100	800	1400	436	417	395	446	434	420
1200	300	1400	285	291	274	309	306	302
1200	400	1400	320	315	313	351	341	333
1200	500	1400	355	346	339	393	376	363
1200	600	1400	393	377	367	419	413	393
1200	800	1400	451	449	423	464	452	442
1350	300	1400	308	307	308	343	338	333
1350	400	1400	347	342	339	391	380	369
1350	500	1400	389	377	371	419	415	404
1350	600	1400	433	415	400	443	437	432
1350	800	1400	475	468	469	494	481	468
425	300	1600	116	103	94	146	122	107
425	400	1600	161	133	114	175	160	132
425	500	1600	193	174	139	212	186	167
425	600	1600	230	199	176	257	215	186
425	800	1600	307	273	222	313	304	237
600	300	1600	170	162	137	194	181	170
600	400	1600	207	190	177	241	216	196
600	500	1600	258	228	204	284	262	228
600	600	1600	305	274	236	316	300	267
600	800	1600	366	342	314	381	351	326
650	300	1600	181	173	155	212	197	184
650	400	1600	225	204	190	268	239	215
650	500	1600	283	247	220	297	294	252
650	600	1600	318	302	257	331	315	299
650	800	1600	383	357	349	402	368	342
800	300	1600	215	202	191	259	248	229
800	400	1600	279	250	228	293	285	279
800	500	1600	311	314	273	330	316	305
800	600	1600	345	330	325	368	347	329
800	800	1600	419	389	366	436	412	379
850	300	1600	231	216	204	270	276	252
850	400	1600	287	272	246	305	297	288
850	500	1600	323	314	298	346	330	318
850	600	1600	358	343	332	385	363	344
850	800	1600	438	405	379	447	433	396
1000	300	1600	260	253	237	282	277	272
1000	400	1600	297	292	295	324	314	304
1000	500	1600	334	322	315	367	350	334
1000	600	1600	372	354	341	400	385	363

Add-On Distribution Boards







Power Loss

Max. power loss Pv in W that can be installed, depending on the size of the enclosure and taking into account the set-up type

Calculation according to EN60890

No horizontal partitions

Ambient temperature: **50°C**

Degree of prot. IP42			Max. power loss Pv in Watt					
Dimensions in mm			For wall-mounting			Stand-alone		
W	D	H	Enclosure	End enclosure	Center enclos.	Enclosure	End enclosure	Center enclos.
								
1000	800	1600	435	424	395	447	433	424
1100	300	1600	277	274	277	306	299	293
1100	400	1600	319	312	308	354	341	330
1100	500	1600	358	346	337	393	381	363
1100	600	1600	402	381	365	419	411	395
1100	800	1600	454	443	426	469	454	439
1200	300	1600	297	294	293	333	325	319
1200	400	1600	340	332	328	385	370	358
1200	500	1600	385	371	360	411	404	395
1200	600	1600	421	409	392	438	429	421
1200	800	1600	472	462	456	492	475	460
1350	300	1600	326	324	322	372	368	359
1350	400	1600	376	367	360	407	404	406
1350	500	1600	417	411	398	438	432	426
1350	600	1600	445	441	436	468	458	449
1350	800	1600	501	489	482	529	510	493
425	300	1800	135	115	102	155	145	122
425	400	1800	174	160	128	193	173	157
425	500	1800	213	187	167	242	206	178
425	600	1800	268	220	189	274	247	203
425	800	1800	320	297	244	329	302	268
600	300	1800	186	174	164	221	202	186
600	400	1800	236	210	192	268	250	220
600	500	1800	283	255	221	296	282	258
600	600	1800	314	299	259	330	309	292
600	800	1800	389	357	333	412	372	339
650	300	1800	200	187	175	245	222	203
650	400	1800	258	228	207	280	281	244
650	500	1800	296	281	242	312	296	291
650	600	1800	328	312	286	348	325	306
650	800	1800	409	374	348	426	394	358
800	300	1800	250	229	212	273	267	270
800	400	1800	286	290	256	308	297	286
800	500	1800	322	310	312	349	330	314
800	600	1800	365	345	330	398	369	345
800	800	1800	442	416	384	451	434	405
850	300	1800	273	248	230	284	277	272
850	400	1800	297	290	280	322	311	300
850	500	1800	339	325	315	370	350	332
850	600	1800	381	358	343	409	389	363
850	800	1800	452	435	400	465	447	428
1000	300	1800	269	266	274	299	291	284
1000	400	1800	309	300	294	346	331	318
1000	500	1800	356	340	328	384	377	356
1000	600	1800	399	378	359	413	403	391
1000	800	1800	452	439	424	469	450	433
1100	300	1800	290	285	283	328	319	309
1100	400	1800	337	326	320	373	368	352
1100	500	1800	386	368	354	404	398	393
1100	600	1800	417	411	389	436	424	415
1100	800	1800	473	459	450	497	475	456
1200	300	1800	311	306	303	353	349	339
1200	400	1800	364	352	344	392	388	387
1200	500	1800	405	398	382	426	418	411
1200	600	1800	435	429	421	458	446	435
1200	800	1800	495	480	470	525	501	481
1350	300	1800	348	342	338	382	380	378
1350	400	1800	398	395	385	423	417	412
1350	500	1800	432	428	430	459	450	442
1350	600	1800	463	456	452	495	481	468
1350	800	1800	530	512	501	571	543	520
300	300	2000	103	88	78	126	102	87
300	400	2000	148	122	97	160	142	112
300	500	2000	231	189	160	257	202	167
300	600	2000	184	160	123	202	170	146
300	800	2000	290	270	203	294	267	215
300	1000	2000	352	310	267	360	312	289
425	300	2000	151	132	112	169	155	143
425	400	2000	190	170	146	218	189	167
425	500	2000	242	204	177	258	232	194
425	600	2000	277	247	203	286	267	225
425	800	2000	336	306	271	349	313	283
425	1000	2000	407	363	322	409	373	325

Add-On Distribution Boards

Power Loss

Max. power loss Pv in W that can be installed, depending on the size of the enclosure and taking into account the set-up type

Calculation according to EN60890

No horizontal partitions

Ambient temperature: **50°C**

Degree of prot. IP42

Dimensions in mm

W	D	H	Max. power loss Pv in Watt					
			For wall-mounting Enclosure			Stand-alone Enclosure		
			Enclosure	End enclosure	Center enclos.	Enclosure	End enclosure	Center enclos.
600	300	2000	206	188	175	257	228	206
600	400	2000	270	232	206	277	265	247
600	500	2000	295	296	246	313	295	279
600	600	2000	328	307	291	348	322	300
600	800	2000	415	373	342	419	394	354
600	1000	2000	468	447	396	476	447	412
650	300	2000	225	204	189	257	258	229
650	400	2000	274	258	226	291	280	268
650	500	2000	306	291	270	326	307	290
650	600	2000	344	322	306	371	341	318
650	800	2000	429	394	361	436	418	377
650	1000	2000	486	461	419	494	464	441
800	300	2000	262	261	236	285	277	269
800	400	2000	295	286	291	325	309	295
800	500	2000	339	322	309	375	350	329
800	600	2000	388	360	340	405	395	363
800	800	2000	452	437	403	466	445	427
800	1000	2000	514	486	466	531	497	466
850	300	2000	273	268	260	300	291	283
850	400	2000	309	298	291	356	326	312
850	500	2000	356	336	322	385	370	347
850	600	2000	407	378	356	419	406	384
850	800	2000	466	449	424	482	459	440
850	1000	2000	529	500	479	550	514	482
1000	300	2000	284	278	275	324	312	302
1000	400	2000	328	315	306	358	356	338
1000	500	2000	382	359	343	394	385	382
1000	600	2000	407	400	378	426	413	402
1000	800	2000	469	451	439	493	468	447
1000	1000	2000	536	504	482	567	525	491
1100	300	2000	304	297	293	342	342	330
1100	400	2000	357	342	331	379	373	368
1100	500	2000	397	394	374	417	408	399
1100	600	2000	429	420	415	452	438	425
1100	800	2000	494	475	462	525	498	475
1100	1000	2000	567	533	507	608	562	523
1200	300	2000	330	322	317	362	359	356
1200	400	2000	380	376	362	403	397	391
1200	500	2000	416	411	409	443	432	422
1200	600	2000	450	441	436	481	464	450
1200	800	2000	520	499	485	560	529	503
1200	1000	2000	599	562	534	654	601	556
1350	300	2000	364	364	357	392	388	385
1350	400	2000	407	405	406	439	432	425
1350	500	2000	446	439	438	482	471	459
1350	600	2000	484	472	465	525	506	489
1350	800	2000	563	538	520	619	581	550
1350	1000	2000	655	610	577	731	667	614

Add-On Distribution Boards

Power Loss

Max. power loss Pv in W that can be installed, depending on the size of the enclosure and taking into account the set-up type

Calculation according to EN60890

No horizontal partitions

Ambient temperature: **50°C**

Degree of prot. IP42 - closed

Dimensions in mm

W

D

H

Max. power loss Pv in Watt

For wall-mounting

Enclosure

End enclosure

Center enclos.

Stand-alone

Enclosure

End enclosure

Center enclos.

W	D	H	Enclosure	End enclosure	Center enclos.	Enclosure	End enclosure	Center enclos.
425	300	1400	95	86	81	109	97	89
425	400	1400	126	108	96	150	124	107
425	500	1400	163	135	113	174	158	128
425	600	1400	192	171	135	207	181	161
425	800	1400	273	224	193	281	242	200
600	300	1400	137	123	112	163	155	137
600	400	1400	176	165	138	196	181	167
600	500	1400	212	193	178	242	215	193
600	600	1400	258	225	201	282	252	220
600	800	1400	323	311	255	331	311	285
650	300	1400	157	136	123	176	166	158
650	400	1400	188	176	155	213	196	181
650	500	1400	230	207	190	266	235	209
650	600	1400	281	243	216	294	279	240
650	800	1400	335	317	278	346	324	319
800	300	1400	179	172	165	213	199	187
800	400	1400	224	207	194	273	246	224
800	500	1400	280	248	225	291	282	264
800	600	1400	304	299	260	319	306	293
800	800	1400	359	339	325	380	352	330
850	300	1400	190	181	174	231	216	202
850	400	1400	241	221	207	273	269	243
850	500	1400	287	268	241	302	293	290
850	600	1400	315	304	281	332	316	304
850	800	1400	372	351	335	397	368	343
1000	300	1400	215	203	194	250	246	241
1000	400	1400	263	253	233	281	274	269
1000	500	1400	290	284	278	312	300	290
1000	600	1400	319	308	300	343	326	312
1000	800	1400	383	359	341	395	385	358
1100	300	1400	247	233	221	268	264	260
1100	400	1400	278	275	269	301	294	287
1100	500	1400	308	301	296	336	323	312
1100	600	1400	340	328	319	372	353	336
1100	800	1400	402	385	365	412	401	388
1200	300	1400	263	269	253	286	282	278
1200	400	1400	295	290	289	324	314	307
1200	500	1400	328	319	313	362	347	335
1200	600	1400	362	348	338	386	382	362
1200	800	1400	416	414	390	428	418	408
1350	300	1400	284	283	284	317	312	307
1350	400	1400	320	316	313	361	350	341
1350	500	1400	359	348	342	386	383	373
1350	600	1400	400	383	370	409	403	398
1350	800	1400	438	432	433	456	444	432
425	300	1600	108	96	87	136	113	100
425	400	1600	150	124	106	163	149	123
425	500	1600	180	162	130	197	173	155
425	600	1600	215	185	164	239	201	173
425	800	1600	286	254	206	291	283	220
600	300	1600	159	151	128	181	169	159
600	400	1600	193	177	165	225	201	182
600	500	1600	240	212	190	265	244	212
600	600	1600	284	255	219	294	279	249
600	800	1600	341	319	293	355	327	304
650	300	1600	169	161	144	197	184	171
650	400	1600	209	190	177	250	223	200
650	500	1600	263	230	205	277	274	235
650	600	1600	296	281	239	308	293	278
650	800	1600	356	332	325	374	343	319
800	300	1600	200	187	178	241	231	212
800	400	1600	259	232	212	273	265	259
800	500	1600	289	291	254	307	294	283
800	600	1600	320	307	302	342	323	306
800	800	1600	389	361	340	405	383	352
850	300	1600	215	200	190	251	256	234
850	400	1600	267	252	229	283	276	268
850	500	1600	300	291	277	321	307	295
850	600	1600	333	319	308	358	337	320
850	800	1600	407	376	352	415	402	368
1000	300	1600	240	234	218	261	255	251
1000	400	1600	275	269	272	299	290	281
1000	500	1600	308	298	290	338	323	308
1000	600	1600	343	327	315	369	356	335

Add-On Distribution Boards

Power Loss

Max. power loss Pv in W that can be installed, depending on the size of the enclosure and taking into account the set-up type

Calculation according to EN60890

No horizontal partitions

Ambient temperature: **50°C**

Degree of prot. IP42 - closed

Dimensions in mm

W	D	H	Max. power loss Pv in Watt					
			For wall-mounting Enclosure			Stand-alone Enclosure		
			Enclosure	End enclosure	Center enclos.	Enclosure	End enclosure	Center enclos.
1000	800	1600	402	391	365	413	400	392
1100	300	1600	256	253	256	282	276	270
1100	400	1600	294	288	284	326	314	305
1100	500	1600	330	319	311	362	352	335
1100	600	1600	371	352	337	386	379	365
1100	800	1600	419	409	394	433	419	406
1200	300	1600	274	271	271	307	300	294
1200	400	1600	314	307	302	355	342	330
1200	500	1600	355	342	332	379	373	365
1200	600	1600	389	378	362	404	396	389
1200	800	1600	436	426	421	455	439	425
1350	300	1600	301	299	298	343	340	331
1350	400	1600	347	338	332	376	373	374
1350	500	1600	385	379	367	404	398	394
1350	600	1600	410	407	402	432	422	414
1350	800	1600	462	451	445	488	470	455
425	300	1800	126	107	95	144	135	113
425	400	1800	162	149	119	180	161	146
425	500	1800	198	174	155	225	192	166
425	600	1800	250	205	176	255	230	189
425	800	1800	298	277	227	306	281	250
600	300	1800	173	162	153	206	188	173
600	400	1800	219	196	178	249	233	205
600	500	1800	263	237	206	275	262	240
600	600	1800	292	278	241	307	288	272
600	800	1800	362	332	310	384	346	316
650	300	1800	186	174	163	228	207	189
650	400	1800	240	212	193	261	262	227
650	500	1800	275	262	225	290	275	271
650	600	1800	305	290	266	324	302	285
650	800	1800	381	348	324	397	367	333
800	300	1800	232	212	197	254	248	251
800	400	1800	266	269	237	286	275	266
800	500	1800	299	287	290	324	307	292
800	600	1800	339	320	306	369	343	321
800	800	1800	410	386	356	419	403	376
850	300	1800	254	230	213	264	257	252
850	400	1800	276	269	260	299	289	278
850	500	1800	315	302	293	343	325	308
850	600	1800	354	333	319	380	361	337
850	800	1800	420	404	372	432	415	398
1000	300	1800	249	245	253	276	269	262
1000	400	1800	286	277	272	320	306	293
1000	500	1800	328	314	303	355	348	328
1000	600	1800	368	349	331	381	372	361
1000	800	1800	417	405	392	433	416	400
1100	300	1800	268	263	262	302	294	286
1100	400	1800	311	301	295	344	340	325
1100	500	1800	356	340	326	373	367	362
1100	600	1800	385	379	359	402	391	383
1100	800	1800	437	424	415	458	438	421
1200	300	1800	287	282	280	326	322	313
1200	400	1800	336	325	317	362	358	357
1200	500	1800	374	368	353	393	386	379
1200	600	1800	402	396	389	423	412	402
1200	800	1800	457	443	434	484	463	444
1350	300	1800	322	316	312	353	350	349
1350	400	1800	367	365	355	390	385	380
1350	500	1800	398	395	397	424	415	408
1350	600	1800	427	421	418	457	444	432
1350	800	1800	490	473	462	527	502	480
300	300	2000	96	82	72	117	95	81
300	400	2000	138	113	90	149	132	104
300	500	2000	215	176	149	239	188	155
300	600	2000	171	149	115	188	158	136
300	800	2000	270	251	189	274	248	200
300	1000	2000	328	289	248	335	290	269
425	300	2000	140	123	104	157	144	133
425	400	2000	177	158	136	203	176	155
425	500	2000	226	190	165	240	216	181
425	600	2000	258	230	189	266	248	209
425	800	2000	313	285	252	325	292	263
425	1000	2000	379	338	300	381	347	302

Add-On Distribution Boards

Power Loss

Max. power loss Pv in W that can be installed, depending on the size of the enclosure and taking into account the set-up type

Calculation according to EN60890

No horizontal partitions

Ambient temperature: **50°C**

Degree of prot. IP42 - closed

Dimensions in mm

W	D	H	Max. power loss Pv in Watt					
			For wall-mounting Enclosure			Stand-alone Enclosure		
			Enclosure	End enclosure	Center enclos.	Enclosure	End enclosure	Center enclos.
600	300	2000	192	175	163	239	213	192
600	400	2000	251	216	192	258	247	230
600	500	2000	275	275	229	291	274	260
600	600	2000	305	286	271	324	300	279
600	800	2000	386	347	319	390	367	329
600	1000	2000	436	416	369	443	416	383
650	300	2000	209	190	176	239	240	213
650	400	2000	255	240	211	271	261	250
650	500	2000	285	271	251	304	286	270
650	600	2000	320	300	285	346	317	296
650	800	2000	400	367	336	406	389	351
650	1000	2000	452	429	390	460	432	410
800	300	2000	243	242	219	265	257	250
800	400	2000	274	265	270	302	287	274
800	500	2000	315	299	287	348	325	305
800	600	2000	360	334	316	376	367	337
800	800	2000	420	406	374	433	413	397
800	1000	2000	477	451	433	493	462	433
850	300	2000	253	249	242	279	270	262
850	400	2000	287	277	270	330	303	290
850	500	2000	330	312	299	358	343	322
850	600	2000	378	351	330	389	377	356
850	800	2000	433	417	394	447	426	408
850	1000	2000	491	464	445	511	477	447
1000	300	2000	262	257	253	299	288	279
1000	400	2000	302	290	282	330	329	312
1000	500	2000	352	332	316	364	355	352
1000	600	2000	376	370	349	394	382	371
1000	800	2000	433	416	406	455	432	413
1000	1000	2000	494	466	445	523	485	454
1100	300	2000	281	274	270	316	316	304
1100	400	2000	330	316	306	350	345	340
1100	500	2000	366	364	346	385	377	368
1100	600	2000	396	388	383	418	404	392
1100	800	2000	456	438	426	485	460	438
1100	1000	2000	523	492	468	562	518	482
1200	300	2000	305	297	292	334	331	329
1200	400	2000	351	347	335	372	366	361
1200	500	2000	384	379	377	409	399	390
1200	600	2000	415	407	402	444	428	415
1200	800	2000	480	461	448	517	488	464
1200	1000	2000	553	518	493	604	554	514
1350	300	2000	336	336	329	362	358	356
1350	400	2000	376	374	375	405	398	392
1350	500	2000	412	406	404	445	434	424
1350	600	2000	446	436	430	485	467	451
1350	800	2000	520	497	480	571	536	508
1350	1000	2000	605	563	533	674	616	566

Add-On Distribution Boards

Power Loss

Max. power loss Pv in W that can be installed, depending on the size of the enclosure and taking into account the set-up type

Calculation according to EN60890

No horizontal partitions

Ambient temperature: **50°C**

Degree of prot. IP55			Max. power loss Pv in Watt					
Dimensions in mm			For wall-mounting			Stand-alone		
W	D	H	Enclosure	End enclosure	Center enclos.	Enclosure	End enclosure	Center enclos.
425	300	1400	70	64	60	81	72	66
425	400	1400	93	80	71	111	92	79
425	500	1400	121	100	84	129	117	95
425	600	1400	142	127	100	153	134	119
425	800	1400	202	166	143	208	179	148
600	300	1400	102	91	83	121	115	102
600	400	1400	130	122	102	145	134	124
600	500	1400	157	143	132	179	159	143
600	600	1400	191	167	149	209	187	163
600	800	1400	239	230	189	245	230	211
650	300	1400	116	101	91	130	123	117
650	400	1400	139	130	115	158	145	134
650	500	1400	170	153	141	197	174	155
650	600	1400	208	180	160	218	207	178
650	800	1400	248	235	206	256	240	236
800	300	1400	138	132	127	164	153	144
800	400	1400	172	159	149	210	189	172
800	500	1400	215	191	173	224	217	203
800	600	1400	234	230	200	245	235	225
800	800	1400	276	261	250	292	271	254
850	300	1400	146	139	134	178	166	155
850	400	1400	185	170	159	210	207	187
850	500	1400	221	206	185	232	225	223
850	600	1400	242	234	216	255	243	234
850	800	1400	286	270	258	305	283	264
1000	300	1400	179	169	162	208	205	201
1000	400	1400	219	211	194	234	228	224
1000	500	1400	242	237	232	260	250	242
1000	600	1400	266	257	250	286	272	260
1000	800	1400	319	299	284	329	321	298
1100	300	1400	206	194	184	223	220	217
1100	400	1400	232	229	224	251	245	239
1100	500	1400	257	251	247	280	269	260
1100	600	1400	283	273	266	310	294	280
1100	800	1400	335	321	304	343	334	323
1200	300	1400	219	224	211	238	235	232
1200	400	1400	246	242	241	270	262	256
1200	500	1400	273	266	261	302	289	279
1200	600	1400	302	290	282	322	318	302
1200	800	1400	347	345	325	357	348	340
1350	300	1400	237	236	237	264	260	256
1350	400	1400	267	263	261	301	292	284
1350	500	1400	299	290	285	322	319	311
1350	600	1400	333	319	308	341	336	332
1350	800	1400	365	360	361	380	370	360
425	300	1600	80	71	65	101	84	74
425	400	1600	111	92	78	120	110	91
425	500	1600	133	120	96	146	128	115
425	600	1600	159	137	121	177	149	128
425	800	1600	212	188	153	216	209	163
600	300	1600	118	112	95	134	125	118
600	400	1600	143	131	122	166	149	135
600	500	1600	178	157	141	196	181	157
600	600	1600	210	189	163	218	207	184
600	800	1600	252	236	217	263	242	225
650	300	1600	125	119	107	146	136	127
650	400	1600	155	141	131	185	165	148
650	500	1600	195	170	152	205	203	174
650	600	1600	219	208	177	228	217	206
650	800	1600	264	246	241	277	254	236
800	300	1600	154	144	137	185	177	163
800	400	1600	199	178	163	210	204	199
800	500	1600	222	224	195	236	226	218
800	600	1600	246	236	232	263	248	235
800	800	1600	300	278	261	311	294	271
850	300	1600	165	154	146	193	197	180
850	400	1600	205	194	176	218	212	206
850	500	1600	231	224	213	247	236	227
850	600	1600	256	245	237	275	259	246
850	800	1600	313	289	271	319	309	283
1000	300	1600	200	195	182	217	213	209
1000	400	1600	229	224	227	250	241	234
1000	500	1600	257	248	242	282	269	257
1000	600	1600	286	273	262	307	296	279

Add-On Distribution Boards







Power Loss

Max. power loss Pv in W that can be installed, depending on the size of the enclosure and taking into account the set-up type

Calculation according to EN60890

No horizontal partitions

Ambient temperature: **50°C**

Degree of prot. IP55			Max. power loss Pv in Watt					
Dimensions in mm			For wall-mounting			Stand-alone		
W	D	H	Enclosure	End enclosure	Center enclos.	Enclosure	End enclosure	Center enclos.
								
1000	800	1600	335	326	304	344	333	326
1100	300	1600	213	211	213	235	230	225
1100	400	1600	245	240	237	272	262	254
1100	500	1600	275	266	259	302	293	279
1100	600	1600	309	293	281	322	316	304
1100	800	1600	349	341	328	361	349	338
1200	300	1600	228	226	226	256	250	245
1200	400	1600	262	256	252	296	285	275
1200	500	1600	296	285	277	316	311	304
1200	600	1600	324	315	301	337	330	324
1200	800	1600	363	355	351	379	366	354
1350	300	1600	251	249	248	286	283	276
1350	400	1600	289	282	277	313	311	312
1350	500	1600	321	316	306	337	332	328
1350	600	1600	342	339	335	360	352	345
1350	800	1600	385	376	371	407	392	379
425	300	1800	93	79	70	107	100	84
425	400	1800	120	110	88	133	119	108
425	500	1800	147	129	115	167	142	123
425	600	1800	185	152	130	189	170	140
425	800	1800	221	205	168	227	208	185
600	300	1800	128	120	113	152	139	128
600	400	1800	163	145	132	185	172	152
600	500	1800	195	176	152	204	194	178
600	600	1800	217	206	179	227	213	201
600	800	1800	268	246	230	284	256	234
650	300	1800	138	129	121	169	153	140
650	400	1800	178	157	143	193	194	168
650	500	1800	204	194	167	215	204	201
650	600	1800	226	215	197	240	224	211
650	800	1800	282	258	240	294	272	247
800	300	1800	178	163	152	195	191	193
800	400	1800	205	207	183	220	212	205
800	500	1800	230	221	223	249	236	224
800	600	1800	261	246	235	284	264	247
800	800	1800	315	297	274	322	310	290
850	300	1800	195	177	164	203	198	194
850	400	1800	212	207	200	230	222	214
850	500	1800	242	232	225	264	250	237
850	600	1800	272	256	245	292	278	259
850	800	1800	323	311	286	332	319	306
1000	300	1800	207	204	211	230	224	218
1000	400	1800	238	231	226	266	255	245
1000	500	1800	274	261	252	295	290	274
1000	600	1800	307	291	276	317	310	301
1000	800	1800	347	338	326	361	346	333
1100	300	1800	223	219	218	252	245	238
1100	400	1800	259	251	246	287	283	271
1100	500	1800	297	283	272	311	306	302
1100	600	1800	321	316	299	335	326	319
1100	800	1800	364	353	346	382	365	351
1200	300	1800	239	235	233	272	268	261
1200	400	1800	280	271	265	302	298	298
1200	500	1800	312	306	294	328	321	316
1200	600	1800	335	330	324	352	343	335
1200	800	1800	381	369	361	403	386	370
1350	300	1800	268	263	260	294	292	291
1350	400	1800	306	304	296	325	321	317
1350	500	1800	332	329	331	353	346	340
1350	600	1800	356	351	348	381	370	360
1350	800	1800	408	394	385	439	418	400
300	300	2000	71	61	54	87	70	60
300	400	2000	102	84	67	110	98	77
300	600	2000	159	130	110	177	139	115
300	500	2000	127	110	85	139	117	101
300	800	2000	200	186	140	203	184	148
300	1000	2000	243	214	184	248	215	199
425	300	2000	104	91	77	117	107	99
425	400	2000	131	117	101	150	130	115
425	500	2000	167	141	122	178	160	134
425	600	2000	191	170	140	197	184	155
425	800	2000	232	211	187	241	216	195
425	1000	2000	281	250	222	282	257	224

Add-On Distribution Boards

Power Loss

Max. power loss Pv in W that can be installed, depending on the size of the enclosure and taking into account the set-up type

Calculation according to EN60890

No horizontal partitions

Ambient temperature: **50°C**

Degree of prot. IP55			Max. power loss Pv in Watt					
Dimensions in mm			For wall-mounting			Stand-alone		
W	D	H	Enclosure	End enclosure	Center enclos.	Enclosure	End enclosure	Center enclos.
600	300	2000	142	130	121	177	158	142
600	400	2000	186	160	142	191	183	170
600	500	2000	204	204	170	216	203	193
600	600	2000	226	212	201	240	222	207
600	800	2000	286	257	236	289	272	244
600	1000	2000	323	308	273	328	308	284
650	300	2000	155	141	130	177	178	158
650	400	2000	189	178	156	201	193	185
650	500	2000	211	201	186	225	212	200
650	600	2000	237	222	211	256	235	219
650	800	2000	296	272	249	301	288	260
650	1000	2000	335	318	289	341	320	304
800	300	2000	187	186	169	204	198	192
800	400	2000	211	204	208	232	221	211
800	500	2000	242	230	221	268	250	235
800	600	2000	277	257	243	289	282	259
800	800	2000	323	312	288	333	318	305
800	1000	2000	367	347	333	379	355	333
850	300	2000	195	191	186	214	208	202
850	400	2000	221	213	208	254	233	223
850	500	2000	254	240	230	275	264	248
850	600	2000	291	270	254	299	290	274
850	800	2000	333	321	303	344	328	314
850	1000	2000	378	357	342	393	367	344
1000	300	2000	219	214	211	249	240	232
1000	400	2000	252	242	235	275	274	260
1000	500	2000	294	276	263	303	296	294
1000	600	2000	313	308	291	328	318	309
1000	800	2000	361	347	338	379	360	344
1000	1000	2000	412	388	371	436	404	378
1100	300	2000	234	229	225	263	263	254
1100	400	2000	275	263	255	292	287	283
1100	500	2000	305	303	288	321	314	307
1100	600	2000	330	323	319	348	337	327
1100	800	2000	380	365	355	404	383	365
1100	1000	2000	436	410	390	468	432	402
1200	300	2000	254	248	244	278	276	274
1200	400	2000	292	289	279	310	305	301
1200	500	2000	320	316	314	341	332	325
1200	600	2000	346	339	335	370	357	346
1200	800	2000	400	384	373	431	407	387
1200	1000	2000	461	432	411	503	462	428
1350	300	2000	280	280	274	301	299	296
1350	400	2000	313	312	312	338	332	327
1350	500	2000	343	338	337	371	362	353
1350	600	2000	372	363	358	404	389	376
1350	800	2000	433	414	400	476	447	423
1350	1000	2000	504	469	444	562	513	472

Loss factors for horizontal separation panels:

Number of internal horizontal separation panels	0	1	2	3
Loss factor of Pv	1	0.94	0.84	0.72

Add-On Distribution Boards

xEnergy Light Add-On Distribution Boards, IP40 Degree of Protection

XVTL-BF Basic Fragmentary Equipment:

- Scope of delivery: Frame, doors, rear panel, top cover, no side panels and no bottom cover
- Designation e.g.: **XVTL-BF-4/4/20**
xBoard add-on distribution board light - basic fragmentary equipment, width **425**, depth **400**, height **2000**
- Material: Frame of 2 mm sheet steel, door of 2 mm sheet steel, rear panel of 1.5 mm sheet steel
- Outside covers are removable, made of 1.5 mm sheet steel, with structured powder-coating in RAL 7035, light-grey
- All constructional parts for accommodating interior fittings are sendzimir-galvanized and provide a grid-hole pattern of 25 mm according to DIN 43660.
- Colour: RAL 7035, structured powder-coating
- Weight (kg):

Width	425			600			800			1000			1200			
Height	1600	1800	2000	1400	1600	1800	2000	1600	1800	2000	1600	1800	2000	1600	1800	2000
Depth 300	50	-	55	47	53	59	65	68	74	80	83	89	95	98	104	110
Depth 400	-	-	56	-	55	61	67	70	76	82	85	91	97	102	108	114
Depth 500	-	-	57	-	-	62	68	-	77	83	-	93	99	-	112	118
Depth 600	-	-	59	-	58	64	70	74	80	86	88	94	100	111	117	123
Depth 800	-	-	62	-	-	-	73	-	-	89	-	-	105	-	-	127
- Add-on options:
Side panel, bottom cover
- Installation options:
Profi+ vertical profiles, Profi+ mounting plates, Profi+ mounting inserts, IVS-support system, plinth, fastening brackets, cable strain relief rails, mounting set for ITMX16, IZM20, IZM32, IZM1 and 2, IZM58 size 5 and 6, door arrester, bottom cover

XVTL-S Side Panels:

- Purpose: Side panels for IP40 degree of protection according to IEC/EN 60529 and IEC/EN 529, designed for the end of a series of cabinets
- Material: 1.5 mm sheet steel
- Phosphatised and polyester-powder-coated
- Colour: RAL 7035
- Weight (kg):

Depth	300	400	500	600	800
	7.4	8.3	10.7	13.1	17.5
- Fastening from outside with thread-grooving, self-earthing countersunk screws

XVTL-R Rear Panels:

- Purpose: Rear panels for IP40 degree of protection according to IEC/EN 60529 and IEC/EN 529
- Material: 1.5 mm sheet steel
- Phosphatised and polyester-powder-coated
- Colour: RAL 7035
- Weight (kg):

Width	425	600	800	850	1000	1100	1200	1350
	13.5	16	19		22		27	
- Fastening from outside with thread-grooving, self-earthing countersunk screws

XSPBM Top-Bottom Cover:

- Material: 1.25 mm sheet steel
- Phosphatised and polyester-powder-coated
- Inclusive screws
- Degree of protection: IP30
- Weight (kg):

Width	425	600	800	850	1000	1100	1200	1350
Depth 300	1.1	1.7	2.7		3.4		4.2	
Depth 400	1.4	2.2	3.2		4.0		5.1	
Depth 500	1.6	2.4	3.3		4.2		5.2	
Depth 600	2.0	2.9	4.0		5.1		6.2	
Depth 800	2.7	4.0	5.5		7.7		8.4	

XAD Top Cover:

- Material: 1.25 mm sheet steel
- Phosphatised and polyester-powder-coated
- Including screws
- Degree of protection: IP31
- Weight (kg):

Width	425	600	800	850	1000	1100	1200	1350
Depth 300	2.0	3.9	4.25		6.0		8.0	
Depth 400	3.0	4.75	6.0		8.0		10	
Depth 500	4.0	5.6	7.75		10		12	
Depth 600	5.0	6.5	9.5		12		14	
Depth 800	7.0	8.25	13		16		18	

Dimensions (mm).

Add-On Distribution Boards

xEnergy Light Add-On Distribution Boards, IP55 Degree of Protection

XVTL-MP/BF Basic Fragmentary Equipment:

- Scope of delivery: Frame, doors, rear panel, top cover, no side panels and no bottom cover
- Designation e.g. **XVTL-MP/BF-4/4/20**
xBoard add-on distribution board light - moist-proof basic fragmentary equipment, width **425**, depth **400**, height **2000**
- Material: Plugged frame of 2 mm sheet steel, door of 2 mm sheet steel, rear panel of 1.5 mm sheet steel
- Outside covers are removable, made of 1.5 mm sheet steel, with structured powder-coating
- All constructional parts for accommodating interior fittings are sendzimir-galvanized and provide a grid-hole pattern of 25 mm according to DIN 43660.
- Colour: RAL 7035, structured powder-coating

• Weight (kg):

Width	425				600				800				1000				1200			
Height	1600	1800	2000	1400	1600	1800	2000	1600	1800	2000	1600	1800	2000	1600	1800	2000	1600	1800	2000	
Depth 300	52	-	56	49	55	61	67	70	76	82	84	90	96	99	105	111				
Depth 400	-	-	57	-	56	62	68	71	77	83	86	92	98	103	109	115				
Depth 500	-	-	58	-	-	63	69,5	-	78	84	-	94	100	-	113	119				
Depth 600	-	-	60	-	59	65	71	75	81	87	89	95	101	112	118	124				
Depth 800	-	-	63	-	-	74	-	-	90	-	-	106	-	-	128					

• Add-on options:

Side panel, bottom cover

• Installation options:

Profi+ vertical profiles, Profi+ mounting plates, Profi+ mounting inserts, IVS-support system, EP-support system, plinth, fastening brackets, cable strain relief rails, mounting set for IZMX16, IZM20, IZM32, IZM1 and 2, IZM58 size 5 and 6, door arrester, bottom cover

XVTL-MP/BF-...-IVS Basic Fragmentary Equipment:

- Scope of delivery: Frame, doors, rear panel, top cover (prepared for flanges F3A), Support System to accommodate the IVS installation units, Frame Covers and pre-mounted insulated support brackets
- Designation e.g. **XVTL-MP/BF6/4/20-IVS**
xBoard add-on distribution board light - moist-proof basic fragmentary equipment, width **600**, depth **400**, height **2000**, installation distribution system
- Material: Frame of 2 mm sheet steel, door of 1.25 mm sheet steel, rear panel of 1.5 mm sheet steel
- Phosphatised and polyester-powder-coated
- Colour: RAL 7035

• Weight (kg):

Width	425		600		800		1200	
Height	1600	2000	1600	2000	1600	2000	1600	2000
Depth 300	70	74	74	88	97	111	134	147
Depth 400	82	87	87	102	109	125	147	162

• Installation options:

IVS installation units, plinth panels, bottom cover

XVTL-MP/BF-...-EP Basic Fragmentary Equipment:

- Scope of delivery: Frame, doors, rear panel, top cover (prepared for flanges F3A), Support System to accommodate the EP installation units, Frame Covers
- Designation e.g.: **XVTL-MP/BF6/4/20-EP**
xBoard add-on distribution board light - moist-proof basic fragmentary equipment, width **600**, depth **400**, height **2000**, EP installation system
- Material: Frame of 2 mm sheet steel, door of 1.25 mm sheet steel, rear panel of 1.5 mm sheet steel
- Phosphatised and polyester-powder-coated
- Colour: RAL 7035

• Weight (kg):

Width	425	600	850	1100	1350
Height	2000	2000	2000	2000	2000
Depth 300	61	71	90	109	133
Depth 400	66	77	95	115	138
Depth 500	71	83	100	121	143
Depth 600	76	89	106	127	148
Depth 800	87	99	118	144	170

• Installation options:

EP installation units, Cable Strain Relief Rails, Door Arrester Set, bottom cover

XVTL-MP/BF/IC Basic Fragmentary Equipment:

- Scope of delivery: Frame, doors (flat version), rear panel, top cover (closed), bottom cover, mounting plate 3 mm, eye bolts for transportation by crane, 5 mm two-way key bit
- Designation e.g. **XVTL-MP/BF/IC-6/4/20**
xBoard add-on distribution board light - moist-proof basic fragmentary equipment, installation console, width **600**, depth **400**, height **2000**
- Material: Plugged frame of 2 mm sheet steel
- Mounting plate of 3 mm sheet steel
- Phosphatised and polyester-powder-coated
- Colour: RAL 7035

• Weight (kg):

Width	425				600				800				1000				1200			
Height	1600	1800	2000	1400	1600	1800	2000	1600	1800	2000	1600	1800	2000	1600	1800	2000	1600	1800	2000	
Depth 300	70	-	80	67	73	79	85	93	99	105	115	121	127	115	141	147				
Depth 400	-	-	81	-	74	80	86	94	100	106	119	125	131	119	145	151				
Depth 500	-	-	82	-	-	81	87	-	101	107	-	129	135	-	149	155				
Depth 600	-	-	84	-	78	83	89	98	104	110	124	130	136	124	154	160				
Depth 800	-	-	88	-	-	93	-	-	113	-	-	140	-	-	164					

• Installation options:

Profi+ vertical profiles, plinth, fastening brackets, cable strain relief rails, door arrester, bottom cover

XSDMC Doors:

- Material: 2 mm sheet steel
- Phosphatised and polyester-powder-coated
- Supplied with fastening material
- Colour: RAL 7035
- Degree of protection: IP55

• Weight (kg):

Width	425	600	800	850	1000	1100	1200	1350
(Height 2000)	18	26	34		43		52	

• Installation of doors:

Use a single-wing door up to a width of 1,000 mm (1000 mm kann ein- oder zweiflügelig gewählt werden). As of a width of 1,000 mm, use a double-wing door. The right and left door (both) must be ordered with one article number.

XVTL-MP/S and XAW Side Panels:

- Purpose: Side panels for IP55 degree of protection according to IEC/EN 60529 and IEC/EN 529, designed for the end of a series of cabinets
- Material: 1.5 mm sheet steel
- Phosphatised and polyester-powder-coated
- Colour: RAL 7035

• Weight (kg):

Depth	300	400	500	600	800
	7.5	8.4	10.8	13.2	17.6

- Fastening from outside with thread-grooving, self-earthing countersunk screws

Dimensions (mm).

Add-On Distribution Boards

XVTL-MP/R and XSWC Rear Panels:

- Purpose: Rear panels for IP55 degree of protection according to IEC/EN 60529 and IEC/EN 529
- Material: 1.5 mm sheet steel
- Phosphatised and polyester-powder-coated
- Colour: RAL 7035
- Weight (kg):

Width	425	600	800	850	1000	1100	1200	1350
	9	16	24		32		40	

- Fastening from outside with thread-grooving, self-earthing countersunk screws

XVTL-MP/T and CSPTC Top Cover:

- Material: 1.25 mm sheet steel
- Phosphatised and polyester-powder-coated
- Supplied with screws
- Colour: RAL 7035
- Degree of protection: IP55
- Weight (kg):

Width	425	600	800	850	1000	1100	1200	1350
Depth 300	1.5	2.0	2.9		3.7		4.7	
Depth 400	1.5	2.3	3.2		4.0		5.0	
Depth 500	1.9	2.3	4.1		5.1		6.1	
Depth 600	2.3	3.6	5.0		6.3		7.8	
Depth 800	3.2	5.0	6.8		8.6		10.7	

XVTL-MP/T/EF Top Cover:

- Top cover with cut-outs prepared for the F3A cable insertion flange
- Material: 1.25 mm sheet steel
- Phosphatised and polyester-powder-coated
- Supplied with screws
- Colour: RAL 7035
- Degree of protection: IP55 (with F3A cable insertion flange)
- Weight (kg):

Width	425	600	800	850	1000	1100	1200	1350
Depth 300	1.4	1.8	2.6		3.3		4.2	
Depth 400	1.4	2.1	2.9		3.6		4.5	
Depth 500	1.8	2.8	3.8		4.7		5.6	
Depth 600	2.2	3.4	4.7		5.9		7.3	
Depth 800	3.1	5.8	6.5		8.1		10.2	

Mechanical Loads

- If you use a xBoard Profi+ mounting frame (with XVTL-BP), the weight on the insert must not exceed 150 kg. The weight on mounting plates covering the entire height must not exceed 200 kg.
- Transformers and circuit breakers of higher weight (more than 40 kg per device) must be mounted by means of depth-profiles and suitable supports or mounting plates in order to ensure a balanced distribution of the weight over the four corner posts.
- The total weight of all load components installed must not exceed 400 kg.

Add-on mounting of several xEnergy Lights

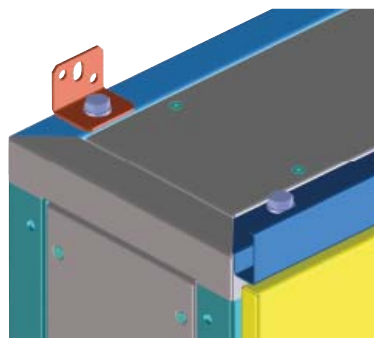
- Mounting several xEnergy Lights side-by-side requires M8x20 mm screws. For this purpose, we also offer the XAC connection set for IP40 and the XAC55 for IP55. Additionally the section connection clip XACC, as well as the section connection bracket XACB can be used.
- If two or more xEnergy Lights are mounted side by side, the individual main earthing points must be electrically connected with each other.
- If xEnergy Light distribution cabinets rotated by 90° need to be mounted side by side, an XVTL-CF corner frame is available (bottom covers are not included, these must be ordered separately).
- An IP55 top cover for the corner frame is generally included.

WA_VT09302



XVTL-WFB Wall Angle Bracket

- For mounting of one or more Enclosures on the wall. The installer has to ensure the carrying capacity of the wall.



Dimensions (mm).

Add-On Distribution Boards

xEnergy Light Add-On Distribution Boards - Accessories

XVTL-SO100, XVTL-SO200, XVTL-SO../CF Plinth Panels

- Material: 2 mm sheet steel
- Phosphatised and polyester-powder-coated
- Colour: RAL 7035
- Weight (kg):

Height 100 mm

For width/depth	300	400/425	500	600	800	850	1000	1100	1200	1350
2 units XVTL-SO100/S	5.0	5.4	6.2	7.4	9.6	-	-	-	-	-
1 units XVTL-SO100/F	-	2.2	-	3.4	4.6	-	5.8	-	7.2	-

Height 200 mm

For width/depth	300	400/425	500	600	800	850	1000	1100	1200	1350
2 units XVTL-SO200/S	7.0	7.6	9.2	10.8	14	-	-	-	-	-
1 units XVTL-SO200/F	-	3.2	-	4.4	5.6	-	6.8	-	8.2	-

- Fastening: screw-mounted
- XVTL-SO../CF is a plinth for XVTL-CF corner frames. Two sides of the plinth are open and two sides are closed by panels.

XVTL-IC Mounting Plates

- Purpose: For the installation of different components
- Material: XVTL-IC 2 mm sheet steel, galvanised
XVTL-IC/S 3 mm sheet steel, galvanised
- Fastening: With XVTL-IC/BRA/SET of fastening brackets

• Weight (kg) XVTL-IC:

For width	425	600	800	1000	1200
Height 1400	-	8,9	-	-	-
Height 1600	4.5	10,5	14.5	18.5	23.4
Height 1800	-	12.1	16.7	21.3	27.0
Height 2000	8,5	13.7	18.9	24.1	30.6

• Weight (kg) XVTL-IC/S:

For width	425	600	800	1000	1200
Height 1400	-	20.5	-	-	-
Height 1600	16.5	23.5	32.5	37.5	46.7
Height 1800	-	26.5	35.5	42.5	52.9
Height 2000	20.5	29.5	38.5	47.5	59.1

XVTL-FITUP, XVTL-FITUP/BRA Mounting Aid

- Is used to make the installation of XVTL-IC full-height and pre-equipped mounting plates in the xEnergy Light easier. With fixing on XVTL-BRA.
- Insertion without screws, removable (aid for panel builders only)
- Material: 2mm sheet steel, galvanised


XVTL-FITUP

wa_vt36713




Several lengths for several depths of the xEnergy Light

① Insert



②




③ Remove



XVTL-FITUP/BRA

wa_vt01107




One type for all depths of the xEnergy Light

① Insert



② Remove



③



XVTL-BRA

XVTL-FITUP/BRA

XVTL-IC

XVTL-BRA


BPZ-MPLSASY Mounting Plates

- Material: 2 mm sheet steel, galvanised
- Designed for fixing the SASY 60i
- Can be fixed on XVTL-VP vertical profiles or on XVTL-BRA/IC250 brackets

VT01208




XVTL-VP



BPZ-MPLSASY

XVTL-BRA/IC250

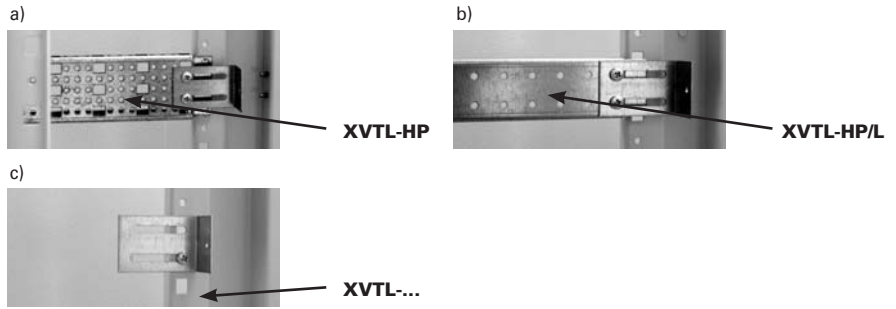



Dimensions (mm).

Add-On Distribution Boards


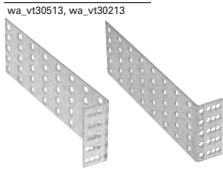
XVTL-BRA/L Brackets

- Material: 2 mm sheet steel, galvanised
- For universal use, adjustable



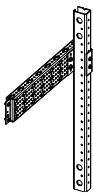
XVTL-BRA/DIN Brackets (for DIN-rails)

- Material: 2 mm sheet steel, galvanised
- Universal use, mainly for DIN-rail fixing
- Can be fixed on XVTL-VP vertical profiles



XVTL-BRA Angle Bracket for Vertical Profil XVTL-VP

- Purpose: For mounting of the Vertical Profile onto the Horizontal Profile XVTL-HP-..



XVTL-HP Horizontal Profiles

- Purpose: These profiles can be screw-mounted in depth and are used for mounting different components, mainly in combination with XVTL-VP vertical profiles
- Material: 2 mm sheet steel, galvanised
- Fastening: Screw-mounting, screws are included in the delivery
- Lengths: 300, 400, 500, 600, 800 mm

XVTL-HP-.-MIB Horizontal Profiles, XVTL-IZM Mounting Plates

XVTL-HP-.-MIB



XVTL-IZM



- Purpose: For mounting the IZMX16, IZMX40, IZM26, IZM13 or IZM58 (fixed or pull-out design) or other components whose weight, when distributed over at least 2/3 of the supporting surface, must not exceed 150 kg.
- Material: 2 mm sheet steel, galvanised
- Fastening: With 4 screws on the XVTL-HP-.-MIB horizontal profile
- Supporting surface

Width	XVTL-IZM (Width x Depth)
600	510 x 336.5 mm
800	710 x 336.5 mm
1000	910 x 336.5 mm
1200	1110 x 336.5 mm

XVTL-VP Vertical Profiles

- Purpose: Can be screw-mounted vertically in different heights for mounting different components (e.g. mounting plates), mainly used in combination with XVTL-HP horizontal profiles
- Material: 2.5 mm sheet steel, galvanised
- Fastening: Screw-mounting, screws are included in the delivery
- Lengths: 600, 1000, 1400, 1600, 1800, 2000 mm

Add-On Distribution Boards


XSPBA, XVTL-BP Bottom Covers

- Purpose: To close the xEnergy Light add-on distribution board at the bottom and/or allow cable insertion
- Material: 1.5 mm sheet steel, cellular rubber
- Colour: RAL 7035
- Fastening: Screw-mounting, screws are included in the delivery
- Examples of application
In order to cover the entire depth with cover sheets, you will need the following quantities:

• Weight (kg):

For width	425	600	800	850	1000	1100	1200	1350
XSPBAC..01	0.4	0.5	0.6		0.7		0.8	
XSPBAC..02	0.6	0.7	0.8		0.9		1.0	
XSPBA	0.5	0.6	0.7		0.8		0.9	
XVTL-BP/JL	0.4	0.7	0.9		1.2		1.6	


a) Blind Covering



wa_vt03916

	XSPBAC..01	XSPBAC..02
Depth 300	2	1
Depth 400	-	3
Depth 500	2	3
Depth 600	-	5
Depth 800	1	6

b) Cable \varnothing 50 mm



wa_vt03816

	XSPBA	XSPBAC...01	XSPBAC..02
Depth 300	2	1	-
Depth 400	2	-	1
Depth 500	2	-	2
Depth 600	2	-	3
Depth 800	2	-	5

c) Cable \varnothing 50-80 mm



wa_vt03716

	XVTL-BP/JL	XSPBA	XSPBAC..01	XSPBAC..02
Depth 300	1	1	-	-
Depth 400	1	1	-	1
Depth 500	1	1	-	2
Depth 600	1	1	-	3
Depth 800	1	1	2	4

XAR C-Profile Cable Strain Relief Rails

wa_vt29113



- Used for cable strain relief and secure fastening of cables with clips
- Material: Anchoring rail of galvanised steel
- Rails can be fixed on the XVTL-VP vertical profile or XVTL-BRA bracket

Note: Direct fixing of the cable strain relief rail on the frame is not recommended because of unwanted bending of cables that might occur.

- Fixing of the rail on an XVTL-VP vertical profile



wa_vt02007


- Fixing of the rail on an XVTL-BRA bracket



wa_vt02107

XVTL-AB L-Profile Cable Strain Relief Rails

wa_vt29513



- Used for cable strain relief and secure fastening of cables with tie wraps
- Material: Anchoring rail of sheet steel, powder-coated
- Rail can be fixed on an XVTL-VP vertical profile or XVTL-BRA bracket

Note: Direct fixing of the cable strain relief rail on the frame is not recommended because of unwanted bending of cables that might occur.

Dimensions (mm).

Add-On Distribution Boards

Locking System

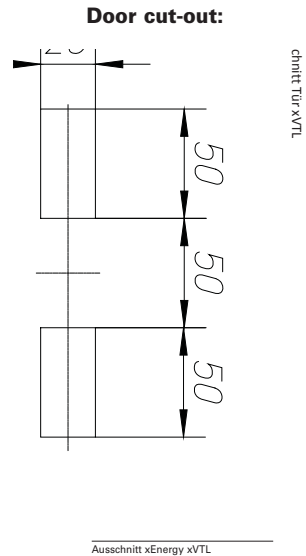
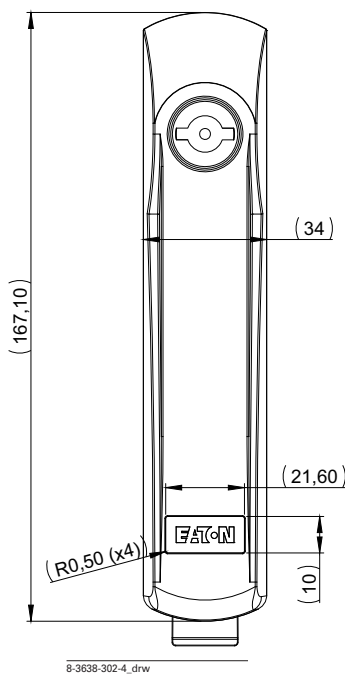
Doors as high as the cabinet:

All doors as high as the cabinet are equipped with 3 mm two-way key bit locks and a complete system of rods as standard features. The locking points fixed at the frame are included in the respective scope of delivery. The door plate has 50/50/50 standard cut-outs which allow to fix it in the doors. The standard cut-outs make sure that every door can at any later point in time be equipped with an electronic locking system, for example.

The doors are delivered with a completely assembled locking system/door plate including a 3 mm two-way key-bit lock as well as hinges, locking bolts and screws.

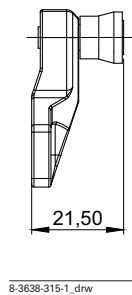
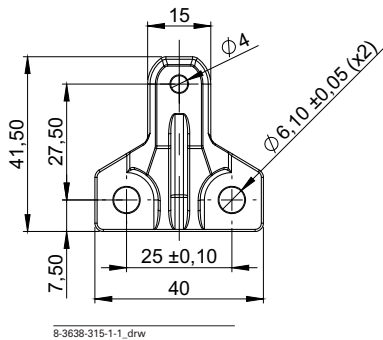
Door plate:

Incl. a 3 mm two-way key-bit lock. Other lock inserts are available upon request.



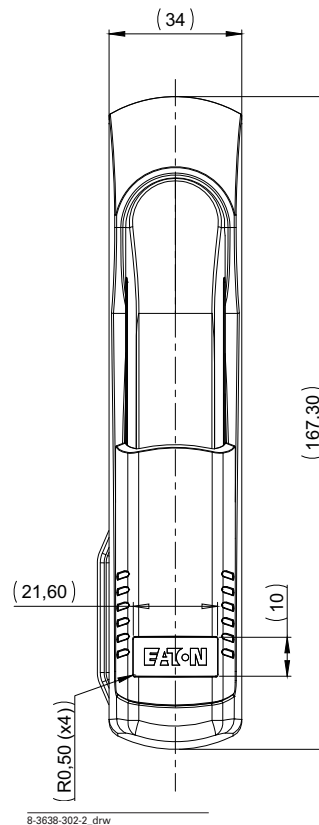
Locking bolt (frame):

The locking bolts come in a package with the doors. Very massive and stable design. The locking bolts are equipped with brass rollers. They ensure a smooth locking process without frictions.



Clip-down handle:

- The clip-down handle is available as an accessory
- Standard activation by means of a push-button
- The push-button is protected against dust and dirt by a slidable cover cap
- Where necessary, the push-button insert can be replaced by semi-cylinder locks or other activation systems
- Delivery incl. screws



Add-On Distribution Boards

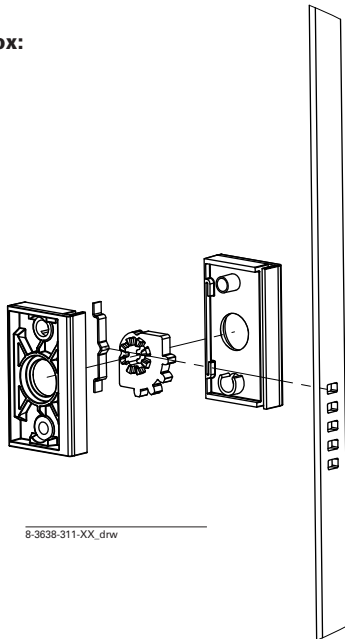
Locking System

Technical description:

Features and properties:

- When the door gets locked, it is secured in X, Y and Z direction, so the door is pulled towards the frame, comparable to locking a safe.
- The rod-lock system transmits the force of the rods at the door in a linear way to the locking elements. The locking elements engage in the lock holders positioned at the frame.
- The lock holders include a rotary roller which ensures the smooth operation of the system. No weaving movement of the rods is required.
- Very firm and even pressure of the door against the frame and the enclosure sealing. No lateral shear forces can impact the sealing. This will extend its service life.
- Rod lock with spring-based engagement in the end position (a spring included in the lock box will engage in the respective end positions).

Lock box:



Locking point:

The L-shaped locking element (red), which is placed in a form-fit way in the openings of the flat rod, is completely surrounded by the door-fixed part of the lock holder and allows for a perfect positioning of the rod at the door. So, the locking pin on a rotary bearing at the frame can easily and firmly lock.



1-008 02D_DE2014

Add-On Distribution Boards

XAB4, XVT-SPT6 A4 Pocket for Wiring Diagrams

wa_vt08413



- Used for keeping wiring diagrams and the like in the distribution cabinet
- Size: Suitable for DIN-A4
- Material: PVC (XAB4) or sheet steel (XVTL-SPT6)
- To be fixed by means of self-adhesive tape or screws

XVTL-DA-F Door Arrester Set

vt47015



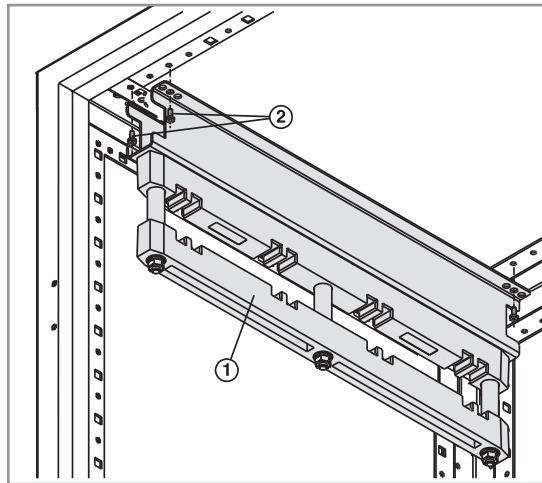
XBST... Busbar Supports for the Position at the Top

wa_vt03507



XBST12: $I_n = 1250 \text{ A}$
 XBST16: $I_n = 1600 \text{ A}$
 XBST20: $I_n = 2000 \text{ A}$
 XBST25: $I_n = 2500 \text{ A}$

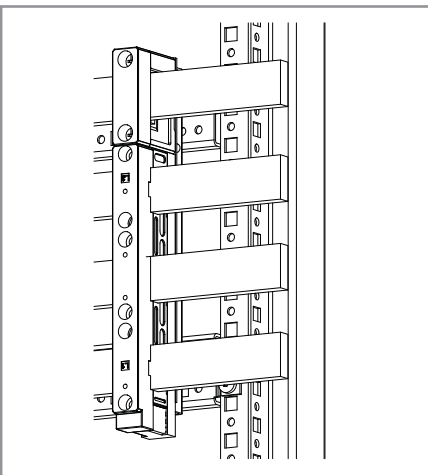
$I_{cw(1s)} = 65 \text{ kA}$



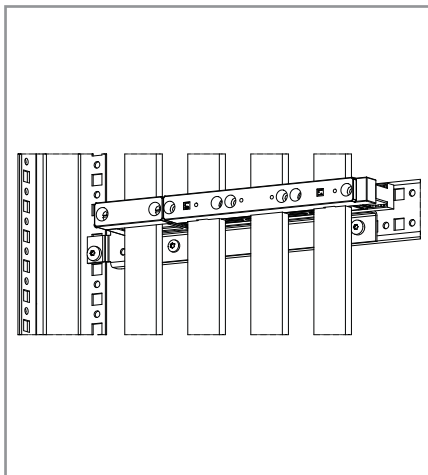
1		1x
2		4x

Mounting Angle for SASY60i Rail Support

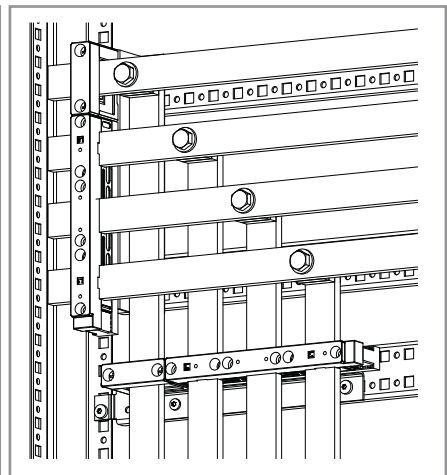
vertical



horizontal

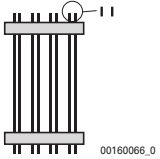


Crossing the rails

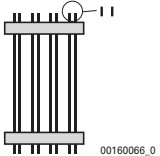


Add-On Distribution Boards

Max. current load and power loss [Pv] for busbars

I _e up to A	Busbar cross-section L1, L2, L3 and full N mm ²	Degree of protection	Permissible continuous current I depending on ambient temperature and degree of protection of the distribution sections			Power loss Pv			
			25°C A	35°C A	50°C A	25°C W/m	35°C W/m	50°C W/m	
Dropper bars									
Center-to-center distance between phases 60 mm									
 00160066_0	800	2 x 20 x 10	IP31 with ventilated top cover	1400	1300	1150	120	103	81
			IP31 with closed top cover	1220	1150	1050	91	81	67
			IP42 with ventilated top cover	1280	1190	1060	100	87	69
			IP42 with closed top cover	1180	1070	920	85	70	52
			IP55	1080	940	780	71	54	37
	1250	2 x 40 x 10	IP31 with ventilated top cover	1730	1600	1400	98	84	64
			IP31 with closed top cover	1580	1460	1280	82	70	54
			IP42 with ventilated top cover	1580	1460	1280	82	70	54
			IP42 with closed top cover	1460	1380	1270	70	63	53
			IP55	1330	1300	1250	58	56	51
	1600	2 x 60 x 10	IP31 with ventilated top cover	2100	2000	1850	102	92	79
			IP31 with closed top cover	1920	1830	1690	85	77	66
			IP42 with ventilated top cover	1930	1900	1850	86	83	79
			IP42 with closed top cover	1820	1800	1780	76	75	73
			IP55	1700	1700	1700	67	67	67

Short-circuit rating for busbars

Busbar I _e A	Busbar cross-section L1, L2, L3 and full N mm ²	Max. center-to-center distance between busbar carrier in mm for I _{cw} (1 s)						
		35 kA mm	45 kA mm	50 kA mm	65 kA mm	80 kA mm	100 kA mm	
Dropper bars								
Center-to-center distance between phases 60 mm								
 00160066_0	800	2 x 20 x 10	325	-	-	-	-	-
	1250	2 x 40 x 10	325	325	-	-	-	-
	1600	2 x 60 x 10	600	325	325	-	-	-

Add-On Distribution Boards

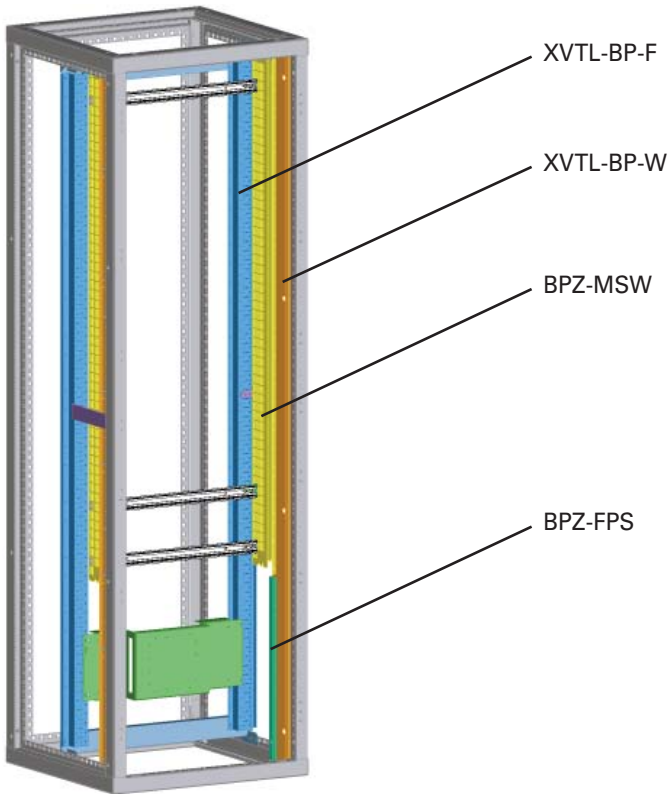
Profi+ XVTL-BP-F Mounting frame

Profi+ XVTL-BP-W Built-in Frame for Installation Outgoers

BPZ-FPS Front Plate Support

BPZ-MSW Mounting Side-Panel

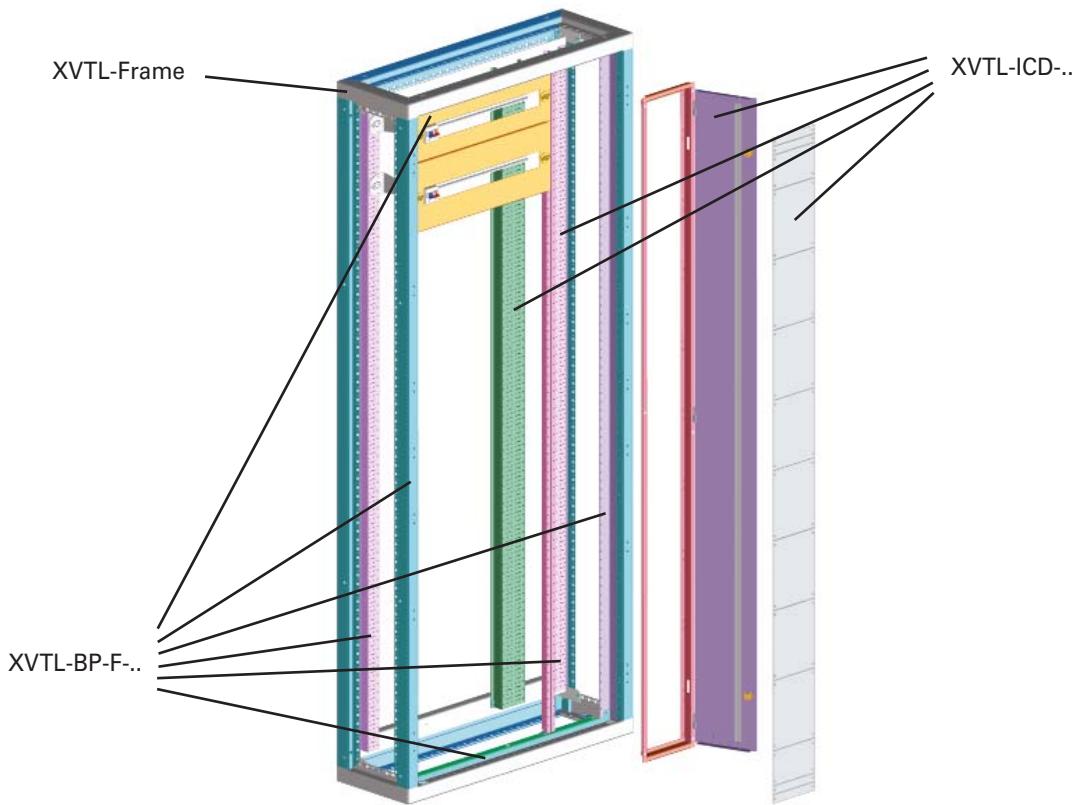
- These products will enable you to install the Profi+ system
- These adapters reduce the width from 425 mm to 400 mm
- XVTL-BP-F mounting frame for fixing DIN-rails and mounting plates
- XVTL-BP-W built-in frame for installation outgoers, for fixing the BPZ-FPS front plate support and the BPZ-MSW mounting side-panel
- The BPZ-MSW mounting side-panel is a swing-out type of panel
- Mounting of front plates on the BPZ-FPS front plate support (fixed) or on the BPZ-MSW mounting side-panel (swing-out type)



Add-On Distribution Boards

XVTL-ICD-.. Divided setup with an internal cable area on the side (width 850 mm)

- Combination of xEnergy Light and Profi+ fixed equipment
- For 850mm cabinet width only
- Division: Switchgear area = 600mm, cable connection area = 200mm
- For all cabinet depths
- Separate inside door to the cable connection area - as high as the section
- Mounting frame XVTL-BP-F for fixing DIN rails and mounting plates
Set includes: Contact surface for front plate on the left and right side, cover frame for top and bottom, mounting frame incl. screws
- Expansion set for divided setup XVTL-ICD-.. (width = 200mm)
Set includes: Separating strip (cable area/switchgear area), two mounting strips (cable area/switchgear area), door to cable area incl. frame, plexiglass cover (inside), incl. screws



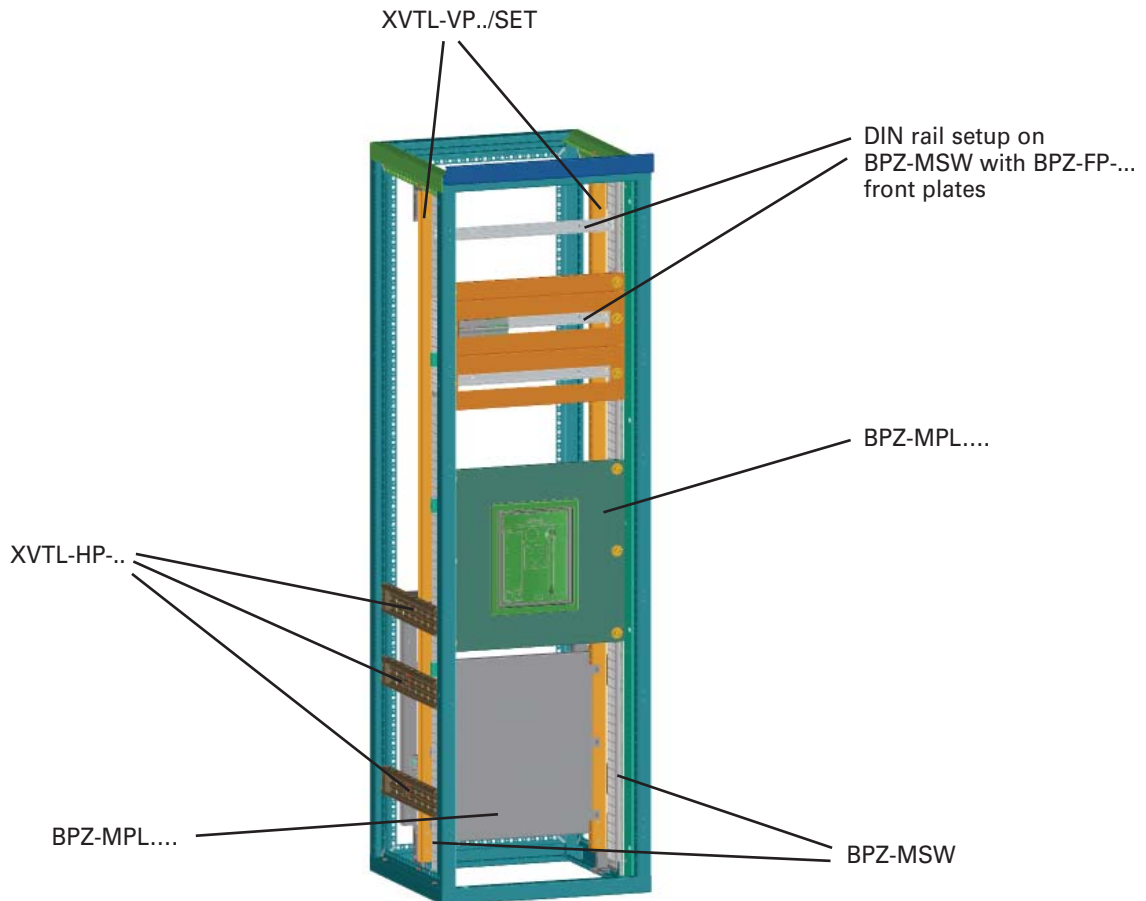
Add-On Distribution Boards

Mixed setup in xEnergy Light

It is possible to combine different kinds of equipment, e.g.: ACB with contact surface for front plates (BPZ-FPS) or ACB with mounting side-panel (BPZ-MSW) for combinations with DIN rail devices.

Additional fixed mounting level for DIN rails, mounting plates or other equipment can be mounted by means of XVTL-VP... (2 depths possible = 232mm or 257mm).

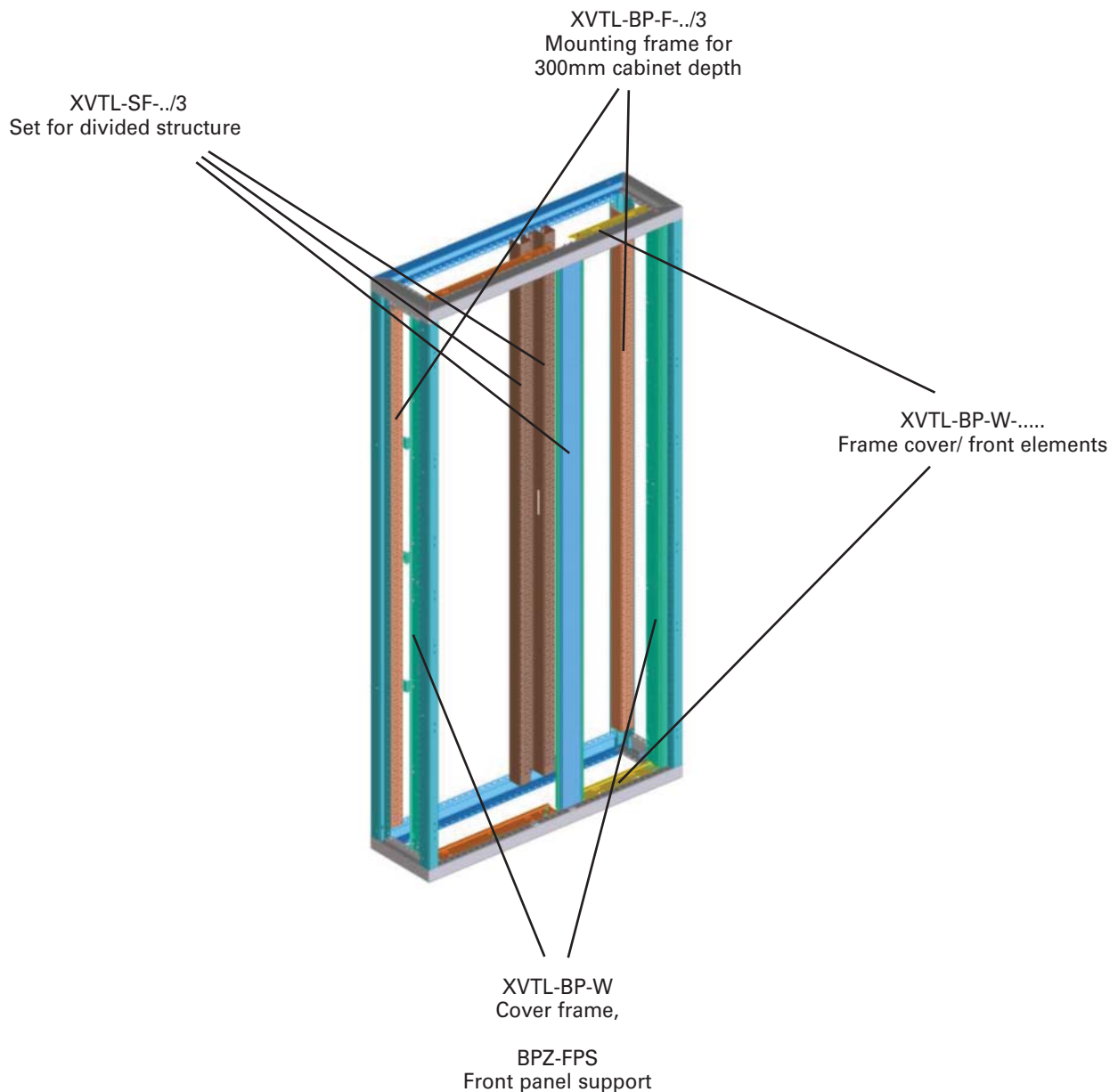
- Support plates for XMPIX.... air circuit breakers, cut-outs for MSW are prepared (for 1xIZMX16, 2xIZMX16, 1xIZMX40 in 3+4pole, fixed or withdrawable), support plate 3mm, incl. screws
- Front plates (XMPIX.....) with cut-outs of the IZMX16/40 series in fixed or withdrawable design
- Vertical profiles (XVTL-VP../SET), fixed mounting frame (consisting of 2 profiles incl. 4 fixing brackets and screws)
- Mounting side-panel BPZ-MSW, pivoting mounting kit, compatible with the entire Profi+ product range



Add-On Distribution Boards

Set for divided structure, XVTL-SF-../3

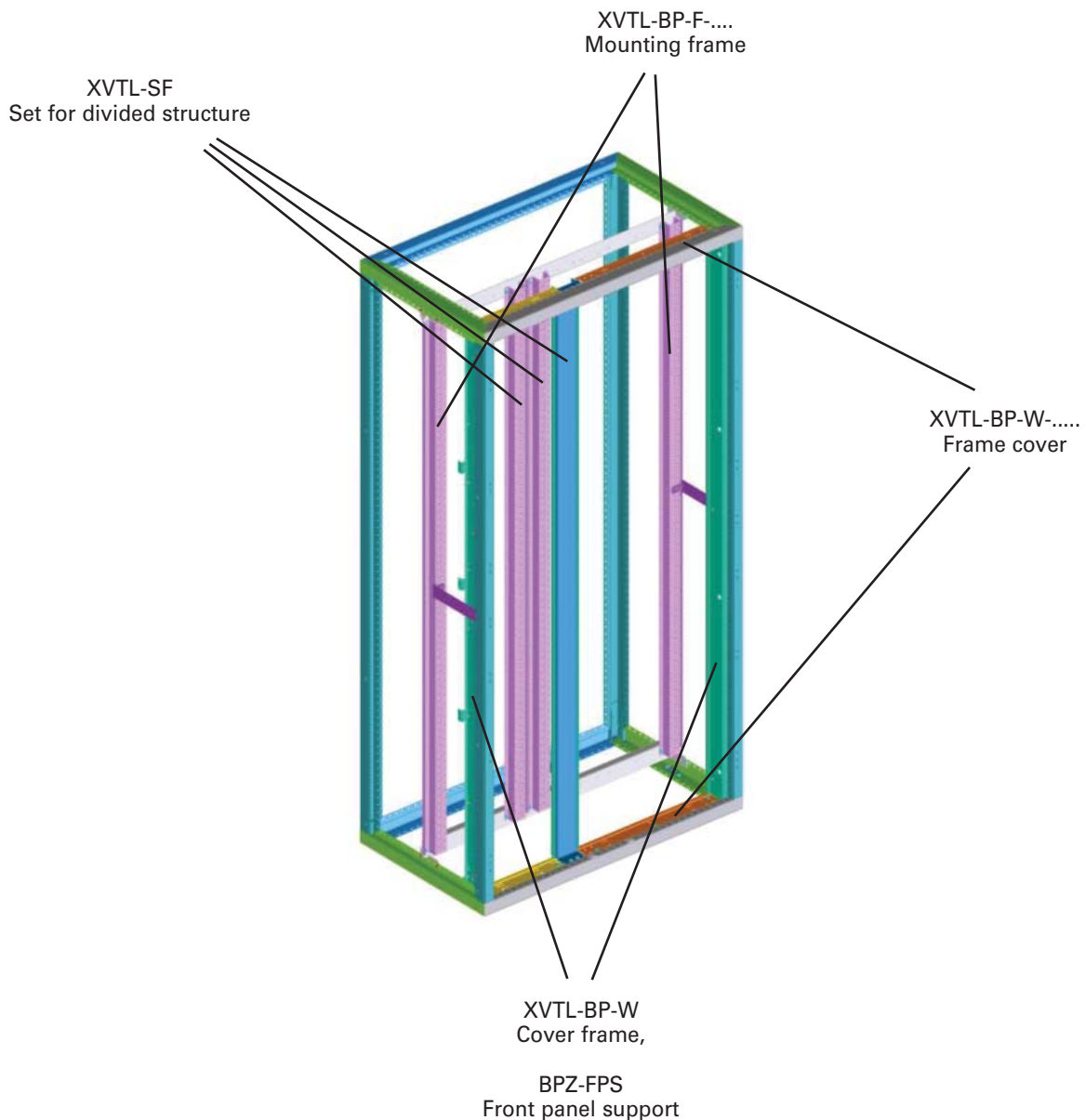
- For use in cabinets of 300mm depth only
- In case of a sub-division into 3 section widths, please use 2 sets (e.g.: 1200mm cabinet sub-divided into 3x400mm)
- 1 set includes:
 - 2 pcs. of mounting spars at the center
 - Center stand - coated in RAL7035
 - Incl. screws
- For dividing the inside structure, so as to be able to create 2 (3) divided Profi+ fixed equipment elements.
For example:
 - 800 cabinet width = 400/400
 - 1000mm cabinet width = 600/400, 400/600
 - 1200mm cabinet width = 600/600, 800/400, 400/800, 400/400/400
- As a basis you will need a mounting frame for 300 mm section depth (XVTL-BP-F-../3). Then you will be able to create a Profi+ fixed setup with fixing towers.
- You will also need a fitting frame for installation outgoers Profi+ XVTL-BP-W (cover frame)
- In addition, you will need front panel supports (BPZ-FPS)
- Each sub-division requires cover frames (XVTL-BP-W-.....). For cabinet heights of 1600mm and 1800mm (XVTL-BP-W-../16/18-TB) you will need cover frames/front elements different from the ones for 2000 mm cabinet height (XVTL-BP-W-../20-TB).



Add-On Distribution Boards

Set for divided structure, XVTL-SF

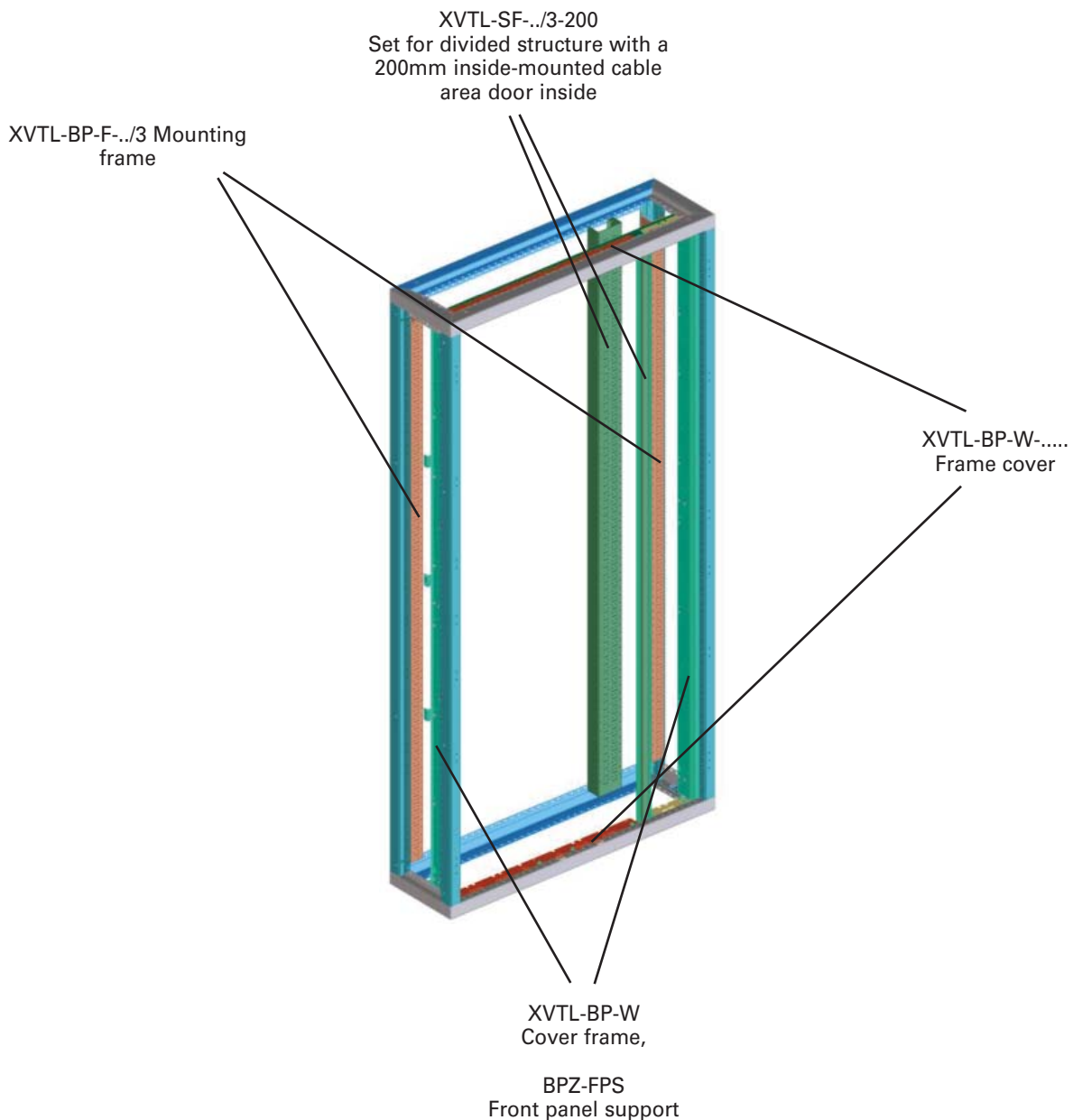
- For a cabinet depth of 400mm to 800mm
- In case of a sub-division into 3 section widths, please use 2 sets (e.g.: 1200mm cabinet sub-divided into 3x400mm)
- 1 set includes:
 - 2 pcs. of mounting spars at the center
 - Center stand - coated in RAL7035
 - Incl. screws
- For dividing the inside structure, so as to be able to create 2 (3) divided Profi+ fixed equipment elements.
For example:
 - 800 cabinet width = 400/400
 - 1000mm cabinet width = 600/400, 400/600
 - 1200mm cabinet width = 600/600, 800/400, 400/800, 400/400/400
- As a basis you will need a mounting frame (XVTL-BP-F-...). Then you will be able to create a Profi+ fixed setup with fixing towers.
- You will also need a fitting frame for installation outgoers Profi+ XVTL-BP-W (cover frame)
- In addition, you will need front panel supports (BPZ-FPS)
- Each sub-division requires frame covers (XVTL-BP-W-.....). For cabinet heights of 1600mm and 1800mm (XVTL-BP-W-./16/18-TB) you will need frame covers/front elements different from the ones for 2000 mm cabinet height (XVTL-BP-W-./20-TB).



Add-On Distribution Boards

Set for divided structure with a 200mm cable area for a cabinet depth of 300mm only, XVTL-SF-../3-200

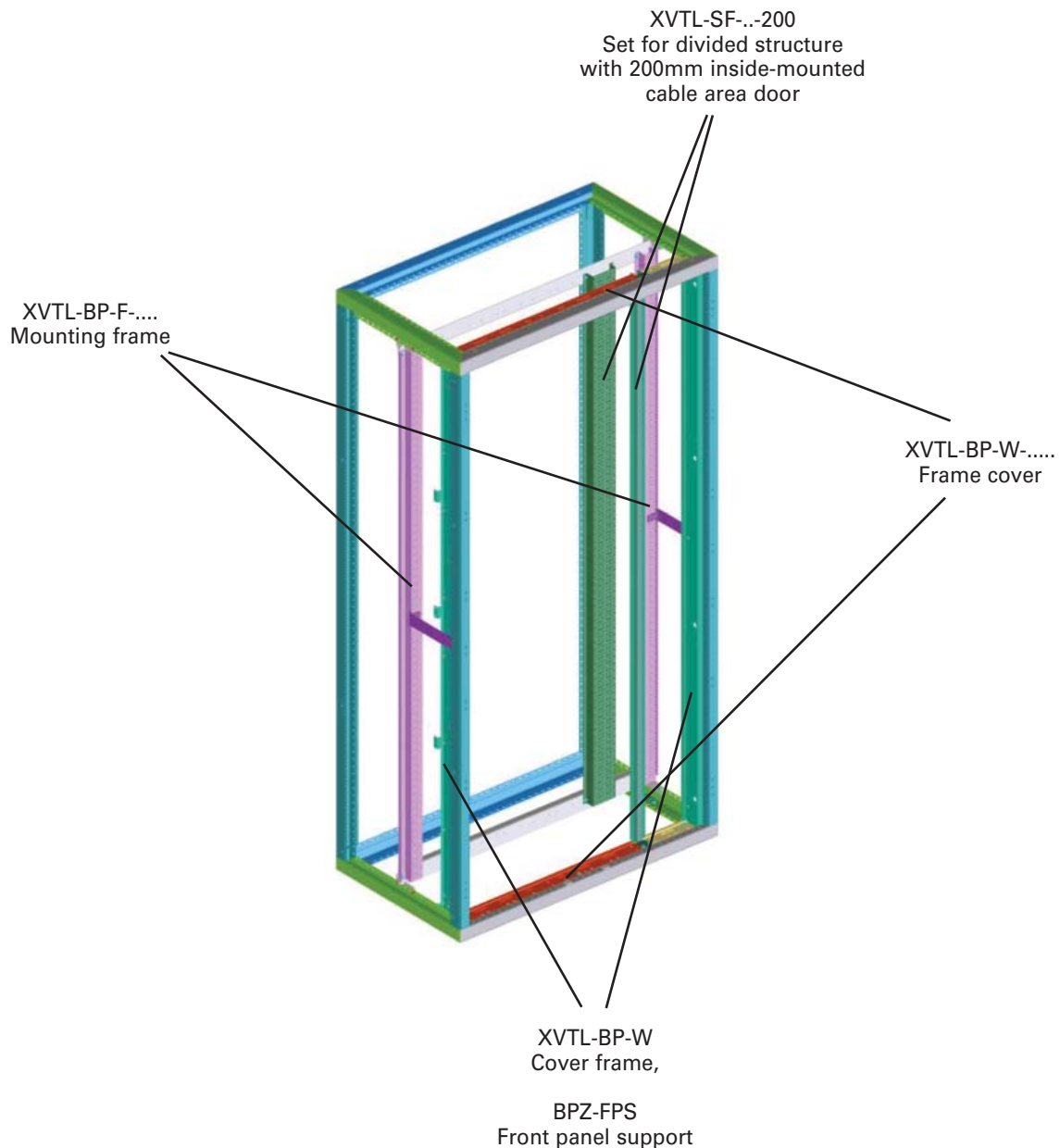
- For a cabinet depth of 300mm only
- For an inside-mounted cable area door (BPZ-CD-200/..)
- For dividing the inside structure so as to be able to create divided Profi+ fixed equipment elements in combination with a 200 mm wide cable area.
For example:
800 cabinet width = 600/200
1000mm cabinet width = 800/200, (400/400/200)
1200mm cabinet width = 1000/200, (600/400/200)
- 1 set includes:
1 center stand
1 double mounting spar (center part of the mounting frame)
Incl. screws
- As a basis you will need a mounting frame for 300 mm section depth (XVTL-BP-F-../3). Then you will be able to create a Profi+ fixed setup with fixing towers.
- You will also need a fitting frame for installation outgoers Profi+ XVTL-BP-W (cover frame)
- In addition, you will need front panel supports (BPZ-FPS)
- Each sub-division requires frame covers (XVTL-BP-W-.....). For cabinet heights of 1600mm and 1800mm (XVTL-BP-W-../16/18-TB) you will need frame covers/front elements different from the ones for 2000 mm cabinet height (XVTL-BP-W-../20-TB).



Add-On Distribution Boards

Set for divided structure with a 200mm inside cable area for a cabinet depth of 400mm-800mm, XVTL-SF-xx-200

- For cabinet depths of 400mm to 800mm
- For inside-mounted cable area door (BPZ-CD-200/..)
- For dividing the internal structure, so as to be able to create divided Profi+fixed equipment elements in combination with a 200 mm wide cable area.
For example:
800 cabinet width = 600/200
1000mm cabinet width = 800/200, (400/400/200)
1200mm cabinet width = 1000/200, (600/400/200)
- 1 set includes:
1 pc. of center stand
1 pc. of double mounting spar (center part of the mounting frame)
Incl. screws
- As a basis you will need a mounting frame (XVTL-BP-F-...). Then you will be able to create a Profi+ fixed setup with fixing towers.
- You will also need a fitting frame for installation outgoers Profi+ XVTL-BP-W (cover frame)
- In addition, you will need front panel supports (BPZ-FPS)
- Each sub-division requires frame covers (XVTL-BP-W-.....). For cabinet heights of 1600mm and 1800mm (XVTL-BP-W-./16/18-TB) you will need frame covers/front elements different from the ones for 2000 mm cabinet height (XVTL-BP-W-./20-TB).

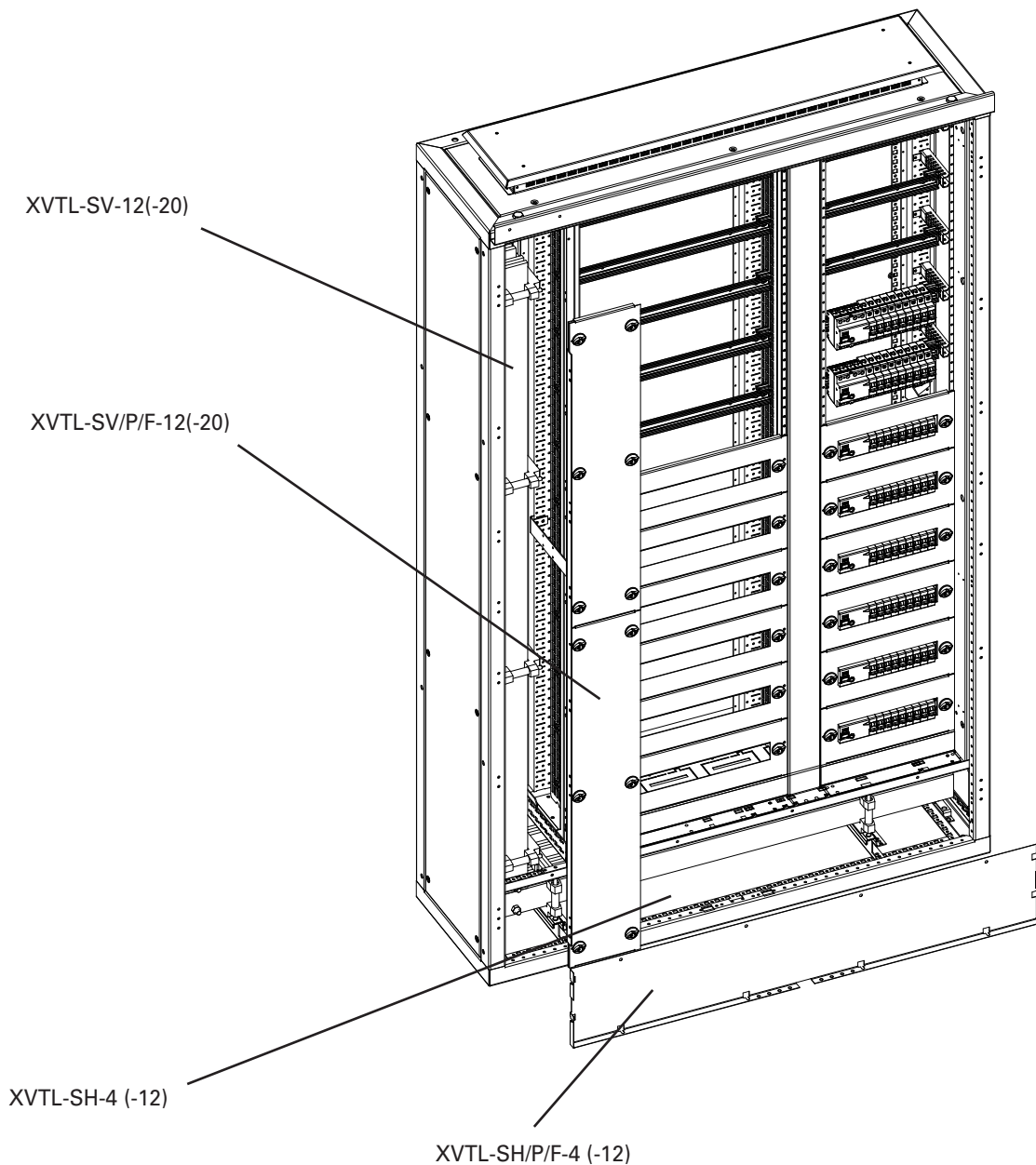


Add-On Distribution Boards

Mounting frame for a 60mm busbar system in a horizontal and vertical fitting position

- Suitable only for cabinets of 400mm depth
- Busbar area width/height = 200mm
- Can be used in all cabinet widths/cabinet heights
- Minimum section height for a horizontal busbar in combination with a Profi+ mounting system is 1400mm. For a section height of 1200mm there are no suitable side mounting-panels (MSW) or front panel (FP) supports available. Installation using mounting towers for DIN rail fixing is possible where no front plates are used.
- Minimum section width with a horizontal busbar in combination with the Profi+ mounting system is 600mm.
- Installation of a busbar area is possible at the top or bottom of the cabinet or both
- Installation of a busbar area is possible on the left or right side of the cabinet or on both sides
- Can be combined with a Profi+ mounting system
- Profi+ mounting systems can be used if they have a split design
- If vertical or horizontal busbar areas are installed in an enclosure, the rest of the functional area will always be suitable for the next smaller standard size of a Profi+ mounting frame or MSW (side mounting-panel).

Example: If an enclosure of the dimensions H = 2000mm x Width = 1000mm is equipped with a vertical and a horizontal busbar system, the rest of the functional area will be the basis for a side mounting-panel MSW1700 – width 10 (or fixed installation using an FP support).



Add-On Distribution Boards

Connection System KSX without drilling up to 2500 A

Busbar Support

VT30009



KSX-34P-EXT

- for outer
- for flat busbar 30x10 mm, Double-T and Tripple-T-Profile
- 3- and 4-pole busbar system
- Weight (kg): 4.58
- Dimensions (mm): W 300 mm, H 300 mm, D 30 mm
- halogen free
- Temperature stability up to 130°C

KSX-34P-MID

- for central
- for flat busbar 30x10 mm, Double-T and Tripple-T-Profile
- 3- and 4-pole busbar system
- Weight (kg): 4.58
- Dimensions (mm): W 300 mm, H 300 mm, D 30 mm
- halogen free
- Temperature stability up to 130°C

KSX-3P-MID

- for central
- for Tripple-T-Profile
- 3-pole busbar system
- Weight (kg): 4.58
- Dimensions (mm): W 300 mm, H 300 mm, D 30 mm
- halogen free
- Temperature stability up to 130°C

Busbars CU-BAR according to DIN EN 13601

Tin-plated Cu-bars significantly reduce the work necessary for preparing the contact points. Cu-busbars are effectively protected against aggressive environments.

Dimension	Cross-section
Double-T	500 mm ²
Double-T	720 mm ²
Triple-T	1140 mm ²

Permissible tolerances:

Radius R 0.3 ... 0.7

Width: + 0.1 / - 0.5

Thickness: + 0.1 / - 0.1

Profile Terminals AKP
















Current carrying capacity of contact	Profile	Terminal space W x H (mm)	Tightening torque (Nm)	Type
1600 A	TT	41 x 20-42	40	AKP800
1600 A	TT	51 x 5-28	40	AKP750
1600 A	TT	51 x 20-42	40	AKP1000
1600 A	TT	64 x 5-28	40	AKP900
2000 A	TT	64 x 20-42	40	AKP1200
2500 A	TT	81 x 20-42	40	AKP1600
3000 A	TT	101 x 20-42	40	AKP2000
3200 A	TT	101 x 23-45	40	AKP3600

Use spacers provided when two multi-layer Cu-band types of copper busbars are connected in parallel.

Add-On Distribution Boards

Universal conductor terminal AKU

Used for connecting conductors featuring cross-sections of 1.5–120 mm² on busbars 5 or 10 mm thick. Integrated retaining springs, an open terminal space and captive terminal screws make the installation job easy.










Suitable conductors ¹⁾	Current carrying capacity of contact point*	Tightening torque Nm	Terminal space WxH mm	Busbars WxH mm	Type
1.5–16 mm ² Cu,  ,  ,  **,  8 x 6 x 0.5	180 A	4	7.5 x 7.5	... x 10	AKU16/10
4–35 mm ² Cu,  ,  ,  **,  3/ 6 x 9 x 0.8	270 A	6	10.5 x 11	... x 10	AKU35/10
16–70 mm ² Cu,  ,  **,  3 / 6 x 9 x 0.8,  6 x 13 x 0.5	400 A	10	14 x 14	... x 10, TT	AKU70/10
16–120 mm ² Cu,  ,  **,  4 / 6/ 10 x 16 x 0.8	440 A	15	17 x 15	... x 10, TT	AKU120/10

* Current carrying capacities specified reflect the thermal capacities of the contact points under favourable conditions (with a maximum of conductors that can be connected). They do not, however, invalidate the validity of conductor cross-sections and of current carrying capacities required by any national and international regulations.








** A reduction of maximum conductor cross-sections might be necessary.

Brace terminals AK(S)

For connecting round conductors of 95–300 mm² and multi-layer copper bars. The gripper-type of termination technology allows to embrace both sides of the busbar and to connect the conductor without drilling.

Suitable conductors ¹⁾	Current carrying capacity of contact point *	Tightening torque Nm	Terminal space WxH mm	Busbars WxH mm	Type
95–185 mm ² Cu, Al***  ,  , 	500 A	30	–	20x5 - 30x10 TTT	AKS185
150–300 mm ² Cu, Al***  ,  , 	600 A	30	–	20x5 - 30x10 TTT	AKS300
95-300 mm ² Cu, Al***  ,  , 	630 A	40	41x25	30x10 TT	AK300

*** Connections to aluminium conductors are not maintenance-free

- ¹⁾  Round conductor, single-wired
 Round conductor, fine-wired with expertly pressed wire end ferrule
 Round conductor, multi-wired
 Sector conductor, single-wired
 Sector conductor, multi-wired
 Cu-Band
 Cu-Bar

Conductor connections

The ratios between conductor cross-sections in mm² and AWG/MCM-sizes are listed below:

1.5 mm ²	16 AWG
2.5 mm ²	14 AWG
4 mm ²	12 AWG
6 mm ²	10 AWG
10 mm ²	8 AWG
16 mm ²	6 AWG
25 mm ²	4 AWG
35 mm ²	2 AWG
50 mm ²	0 AWG
70 mm ²	2/0 AWG
95 mm ²	3/0 AWG
120 mm ²	250 MCM
150 mm ²	300 MCM
185 mm ²	350 MCM
240 mm ²	500 MCM
300 mm ²	600 MCM

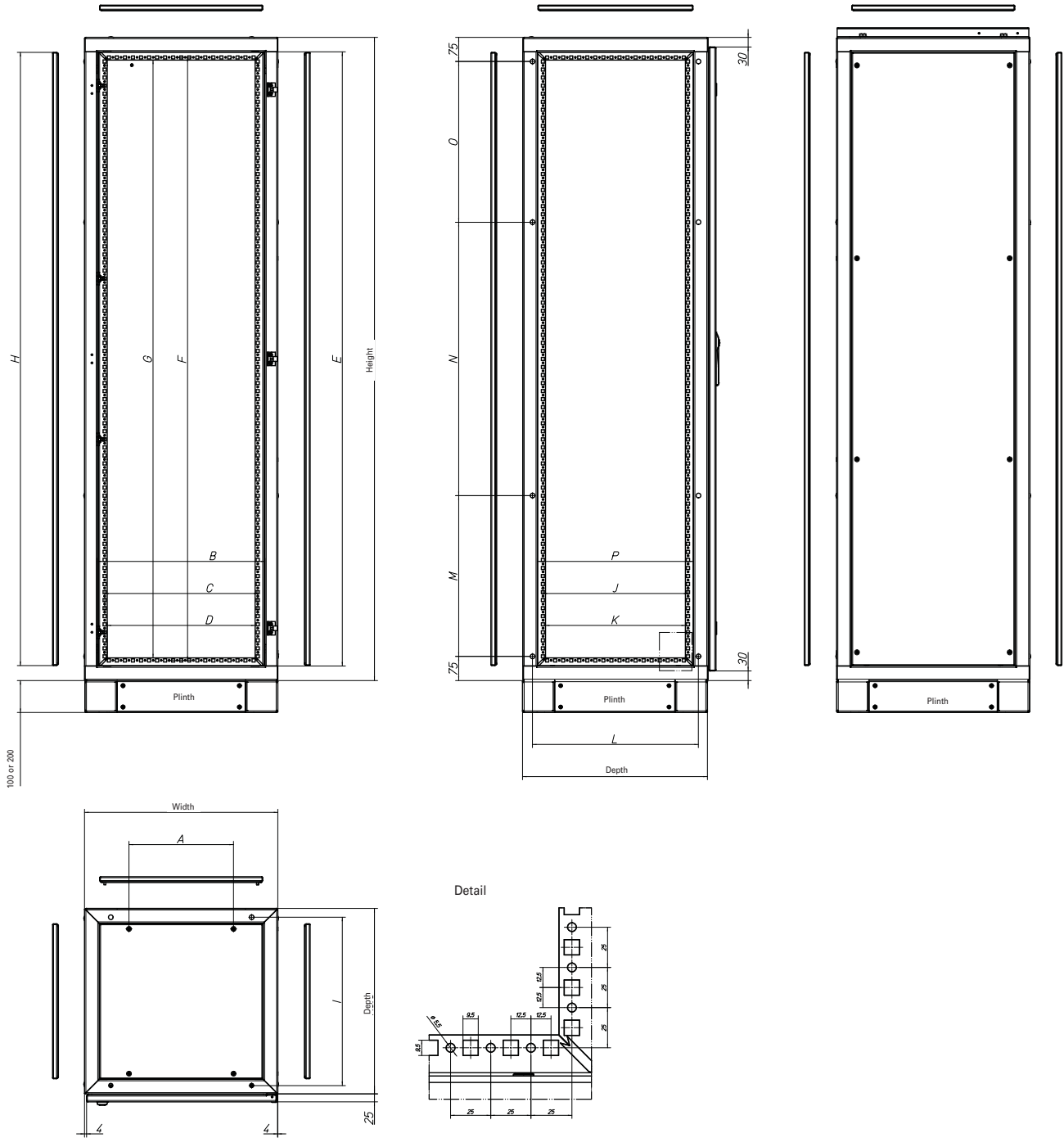
Stud-type Terminal AKU-M, clip-on

for connection with cable lug on busbar 10 mm, Double-T and Triple-T-Profile

Max. rated operating current	For cable lug	Available length mm	Tightening torque Nm	Type
490 A	M8	8	marked on terminal	AKU-M8/10
630 A	M10	10	marked on terminal	AKU-M10/10

Add-On Distribution Boards

xEnergy Light Dimensions (mm)



Width	A	B	C	D
425	150	375	300	285
600	325	520	475	460
800	525	720	675	660
850	575	770	725	710
1000	725	920	875	860
1100	825	1020	975	960
1200	925	1120	1075	1060
1350	1075	1270	1225	1210

Height	E	F	G	H
1400	1310	1275	1259	1307
1600	1510	1475	1459	1507
1800	1710	1675	1659	1707
2000	1910	1875	1859	1907

Depth ¹⁾	Depth ²⁾	I	J	K	L	P
300	275	223	150	135	215	82
400	375	323	250	235	315	182
500	475	423	350	335	415	382
600	575	523	450	435	515	482
800	775	723	650	635	715	682

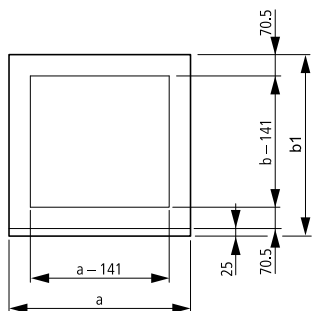
Distance between the holes			
Height	M	N	O
1400	350	550	350
1600	450	550	450
1800	550	500	550
2000	500	850	500

¹⁾ Depth according Ordering Part
²⁾ Real Depth

Double-wing doors are used as of width 1000.

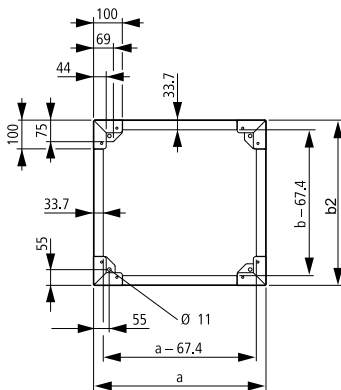
Add-On Distribution Boards

Section bottom clearance, XSFB...



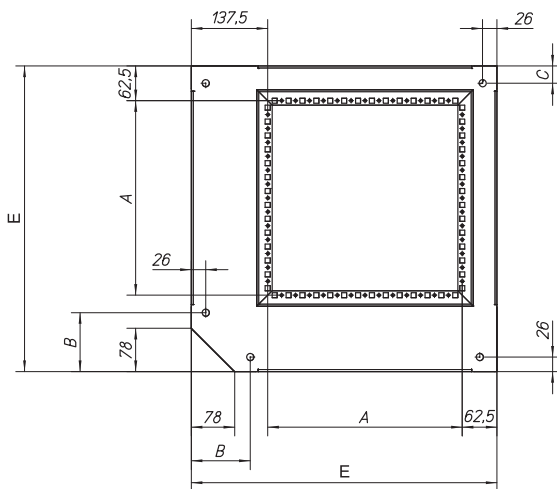
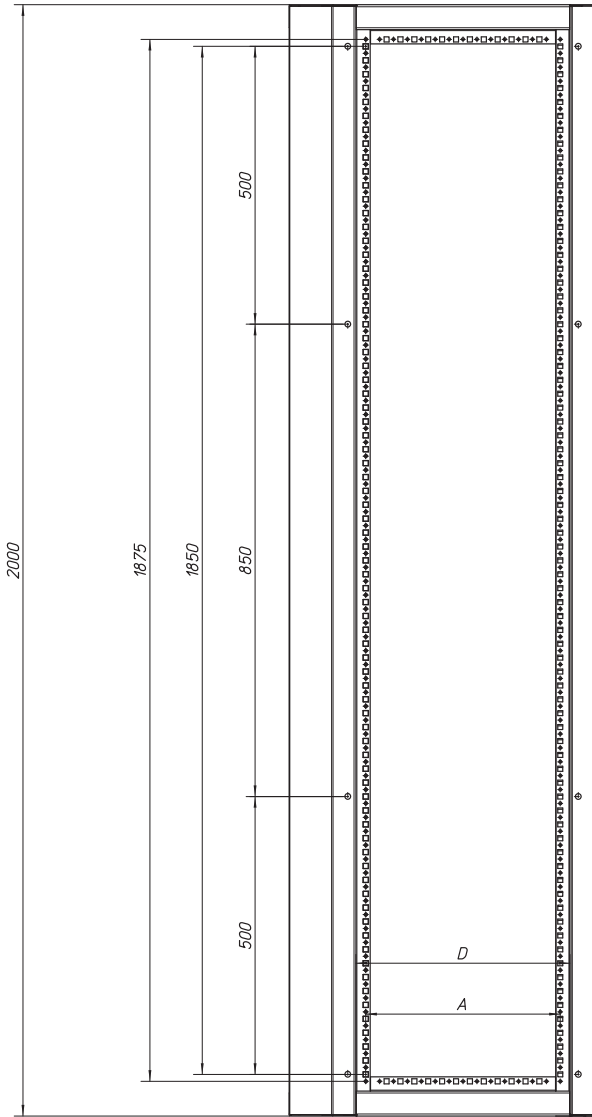
b1	b2
600	575
800	775
a	
425	
600	
800	
1000	
1200	

Floor-fixing of plinth, XAP...



Add-On Distribution Boards

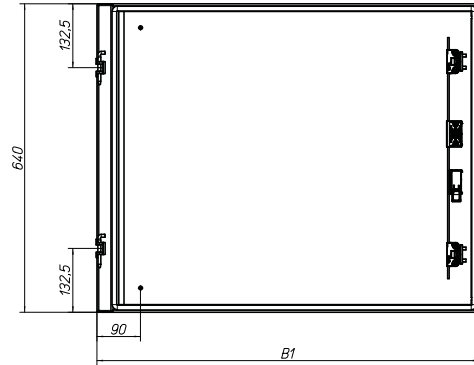
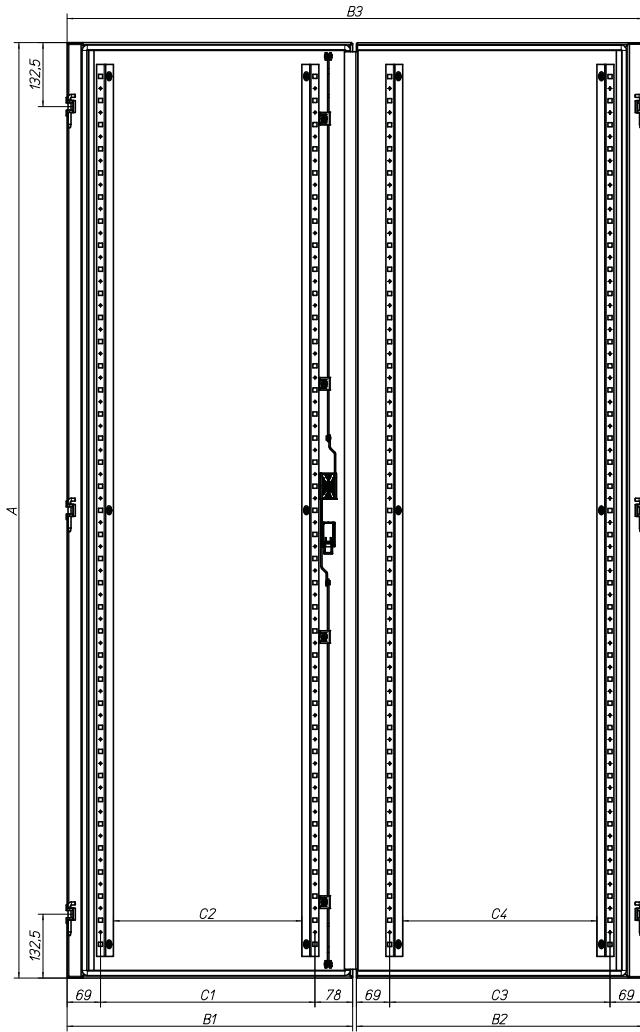
XVTL-CF-./.. Corner Frame



For Depth Side A	for Depth Side B	A	B	C	D	E
400	400	250	106	31	285	450
500	500	350	106	31	385	550
600	600	450	156	81	485	650
800	800	650	156	81	685	850

Add-On Distribution Boards

XSDMC Door



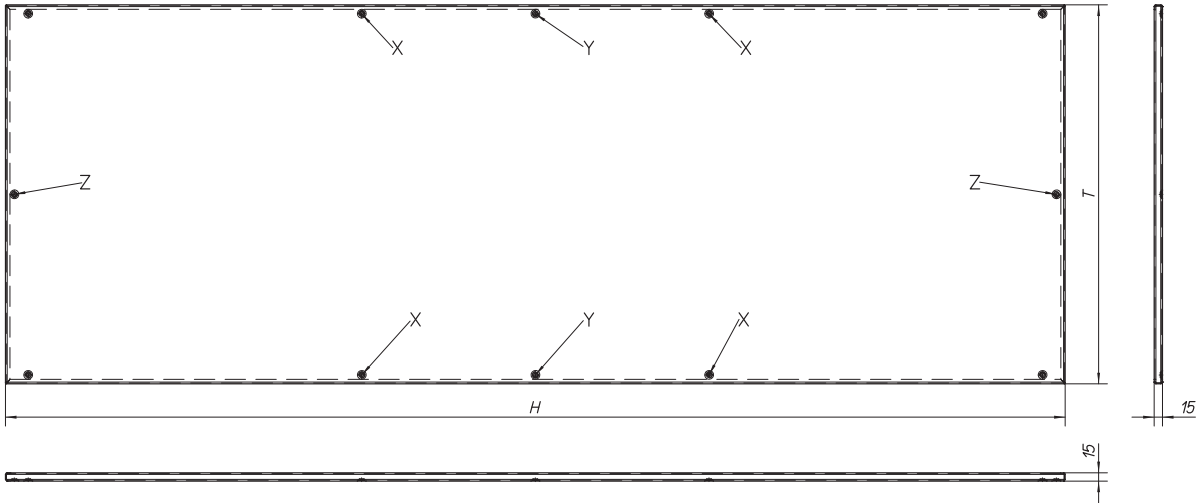
Width	B1
425	425
600	600
800	800
1000	1000
1100	1100
2000	1940

Width	B1	B2	B3	C1	C2	C3	C4
425	417	-	-	270	216	-	-
600	592	-	-	445	391	-	-
800	792	-	-	645	591	-	-
850	842	-	-	695	641	-	-
1000	992	-	-	845	791	-	-
1000	492	495	995	345	291	357	303
1100	542	545	1095	395	341	407	353
1200	592	595	1195	445	391	457	403
1350	667	670	1345	520	466	532	478

Height	A
2000	1940

Add-On Distribution Boards

XVTL-PV Separation Panel (galvanised)



Depth (mm)	Height (mm)	H (mm)	with	T (mm)
300	2000	1907	X	182
400			X	282
500			X	382
600			X	482
800	X, Z	682		
300	1800	1707	X	182
400			X	282
500			X	382
600			X	482
800	X, Z	682		
300	1600	1507	X	182
400			X	282
500			X	382
600			X	482
800	X, Z	682		
300	1400	1307	Y	182
400			Y	282
500			Y	382
600			Y	482
800	Y, Z	682		

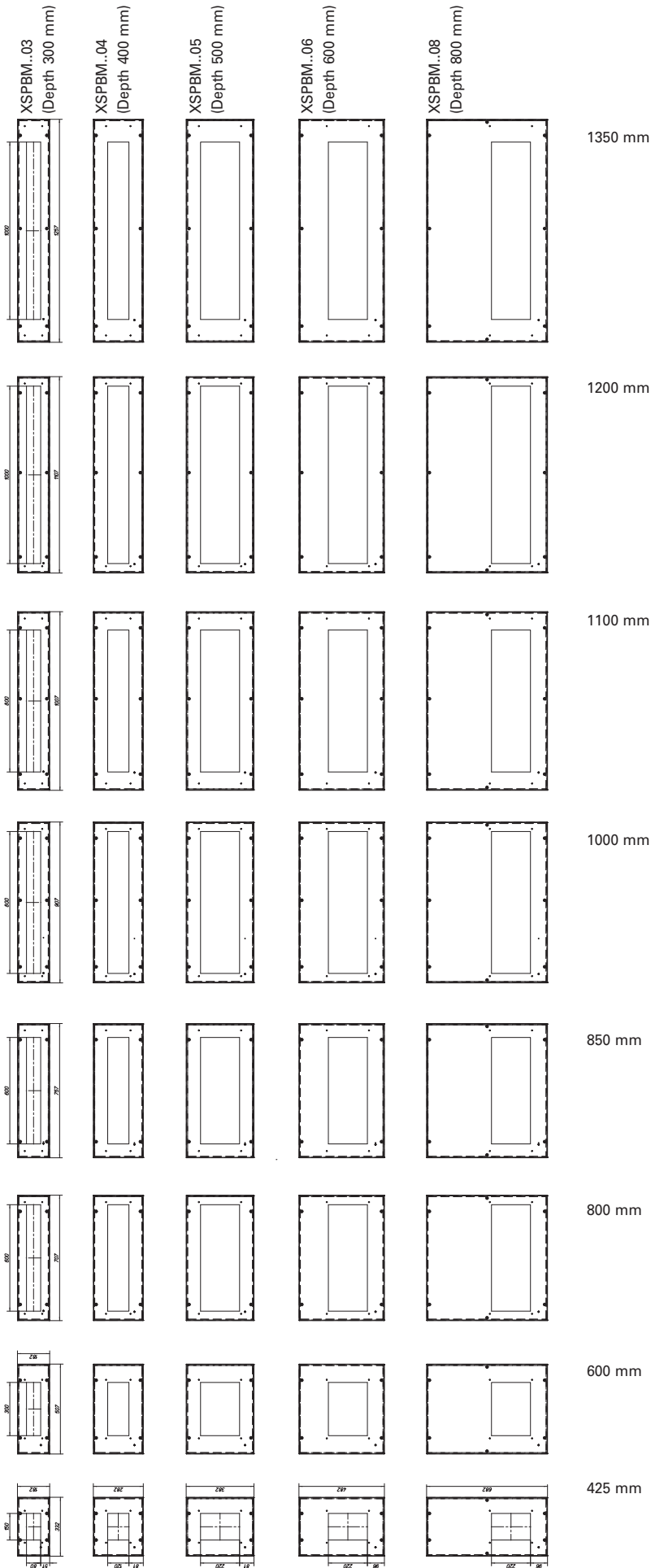
Add-On Distribution Boards

XVTL-MP/T/EF, XSPTF Top/Bottom Cover



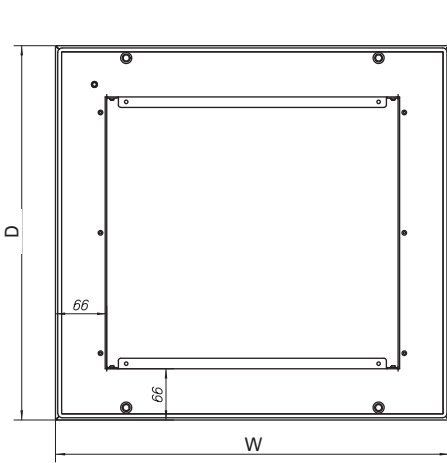
Add-On Distribution Boards

XSPBM Top/Bottom Cover (split)



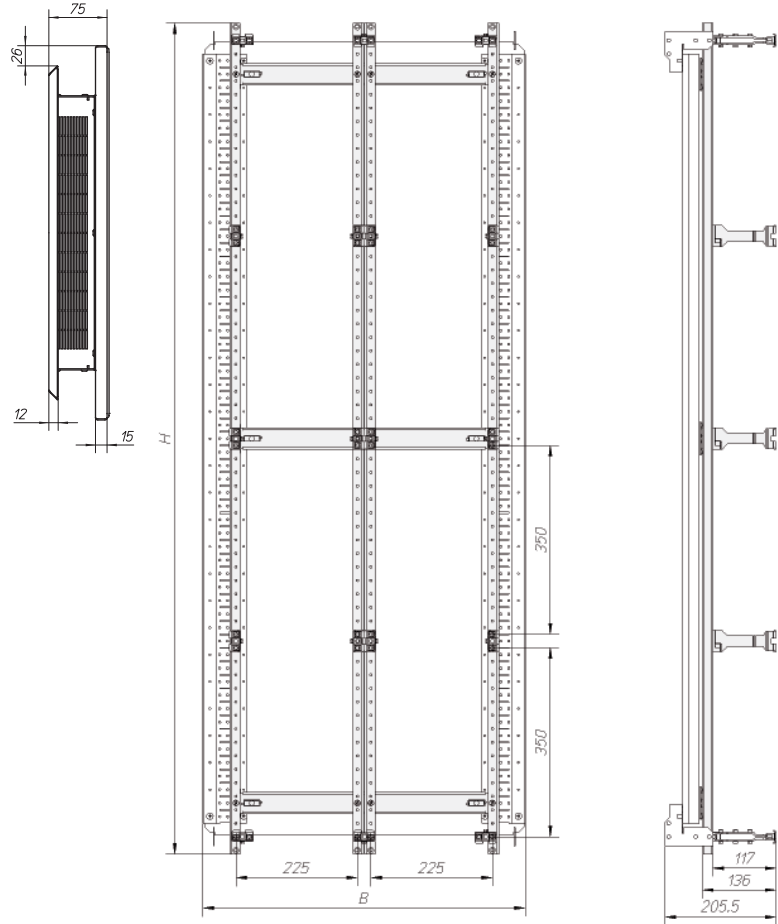
Add-On Distribution Boards

XAD Top Cover



Depth	Width	W	D
400	400	332	282
400	600	507	282
400	800	707	282
400	850	757	282
400	1000	907	282
400	1100	1007	282
400	1200	1107	282
400	1350	1257	282
500	400	332	382
500	600	507	382
500	800	707	382
500	850	757	382
500	1000	907	382
500	1100	1007	382
500	1200	1107	382
500	1350	1257	382
600	400	332	482
600	600	507	482
600	800	707	482
600	850	757	482
600	1000	907	482
600	1100	1007	482
600	1200	1107	482
600	1350	1257	482
800	400	332	682
800	600	507	682
800	800	707	682
800	850	757	682
800	1000	907	682
800	1100	1007	682
800	1200	1107	682
800	1350	1257	682

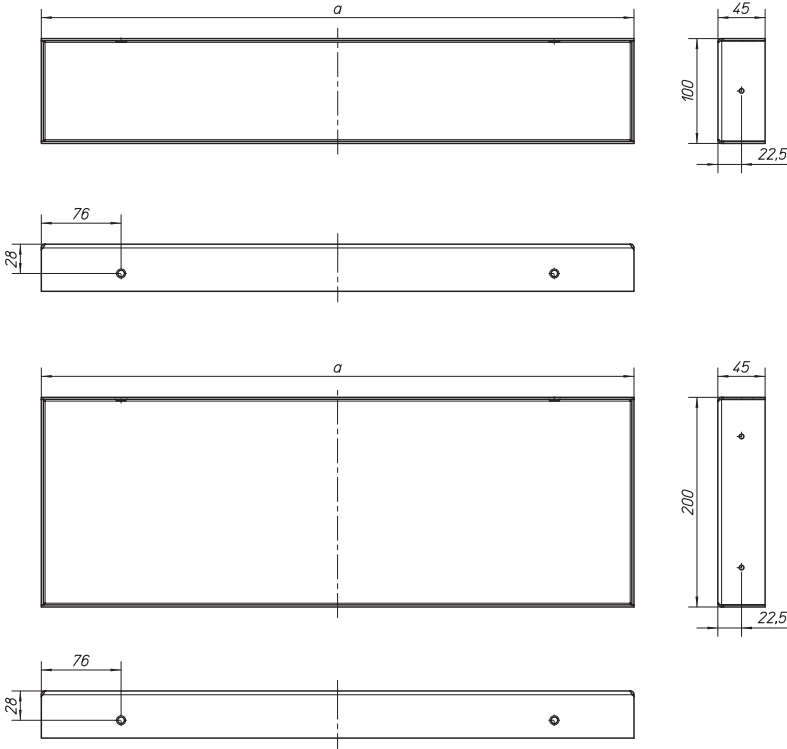
Support Rack XVTL-TG for XVTL...-IVS



Type	B	H
XVTL-TG-400/16/4-IVS	397	1540
XVTL-TG-400/20/4-IVS	397	1870
XVTL-TG-600/16/4-IVS	597	1540
XVTL-TG-600/20/4-IVS	597	1870
XVTL-TG-800/16/4-IVS	797	1540
XVTL-TG-800/20/4-IVS	797	1870
XVTL-TG-1200/16/4-IVS	1197	1540
XVTL-TG-1200/20/4-IVS	1197	1870

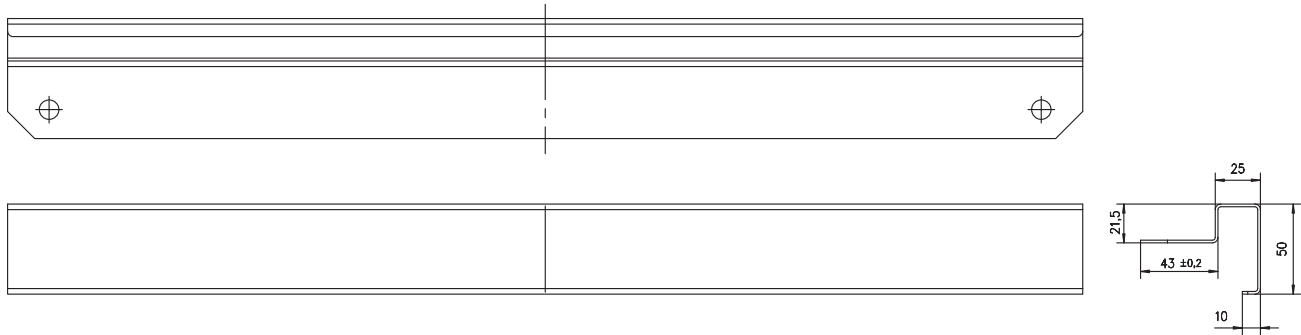
Add-On Distribution Boards

XVTL-SO, XVTL.SO../CF Plinth



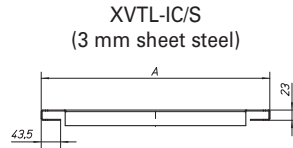
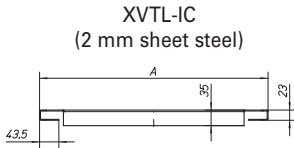
Depth	A
300	265
400	365
500	465
600	565
800	765

XSFDR Green/Blue Design Strip



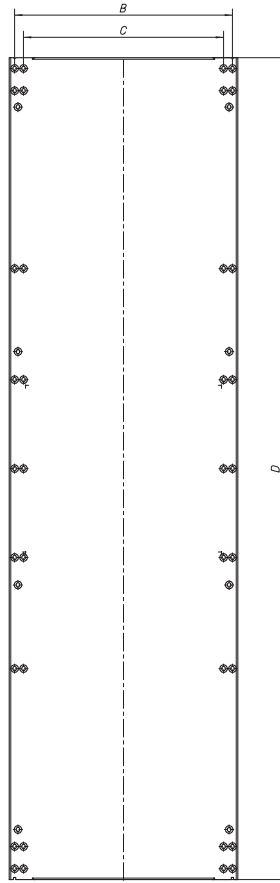
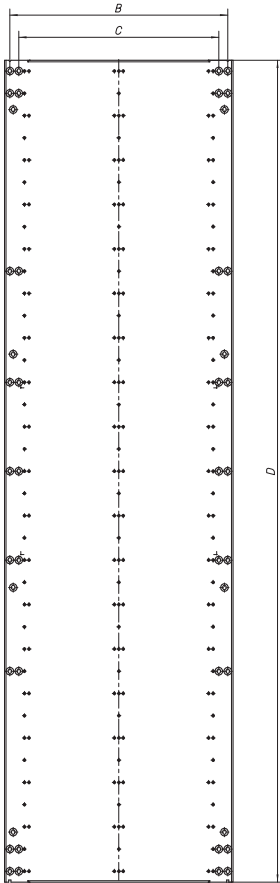
Add-On Distribution Boards

XVTL-IC... Mounting Plates

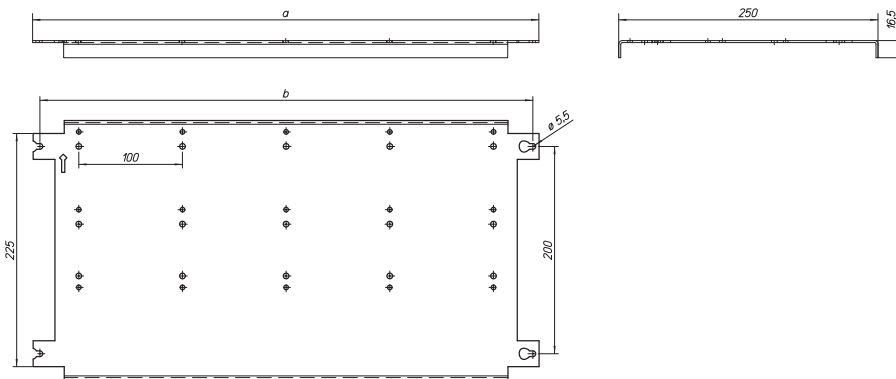


Width	A	B	C
425	339	315	275
600	514	490	450
800	714	690	650
1000	914	890	850
1200	1114	1090	1050

Depth	D
1400	1249
1600	1449
1800	1649
2000	1849



BPZ-MPLSASY Mounting Plate

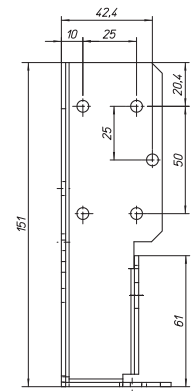


Width	A	B
425	313	300.5
600	488	475.5
800	688	675.5
1000	888	875.5
1200	1088	1075.5

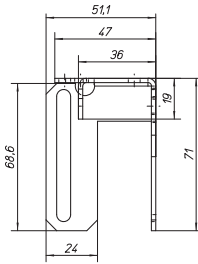
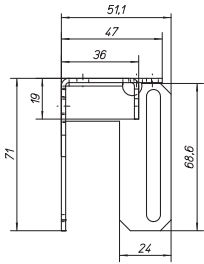
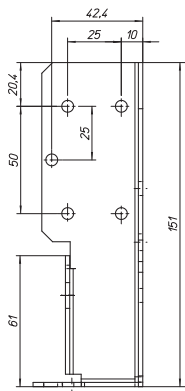
Add-On Distribution Boards

XVTL-BRA Brackets

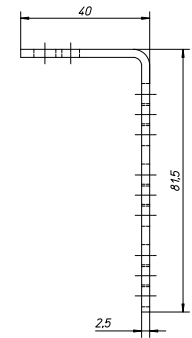
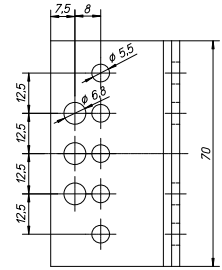
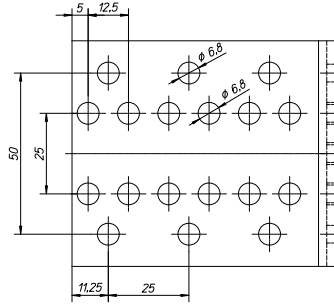
Layout left



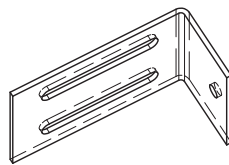
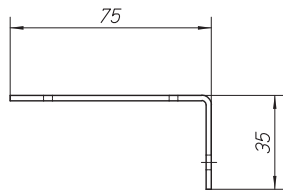
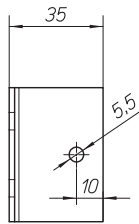
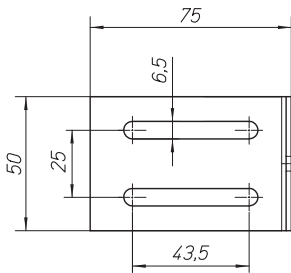
Layout right



XVTL-BRA/M Brackets

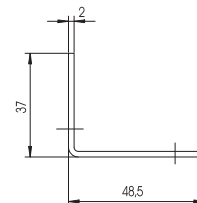
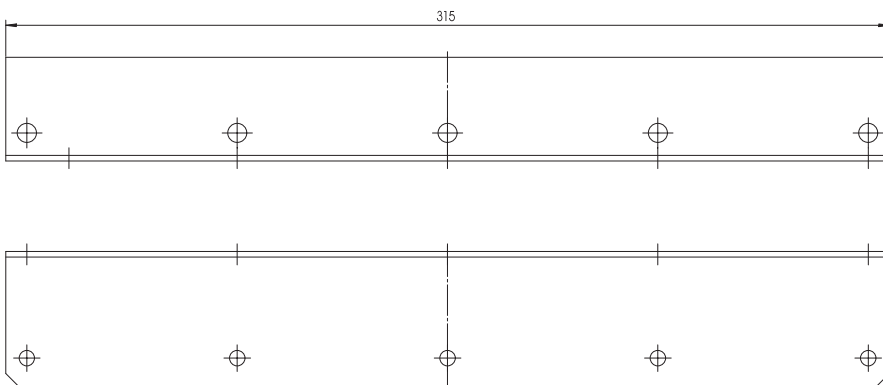


XVTL-BRA/L Brackets



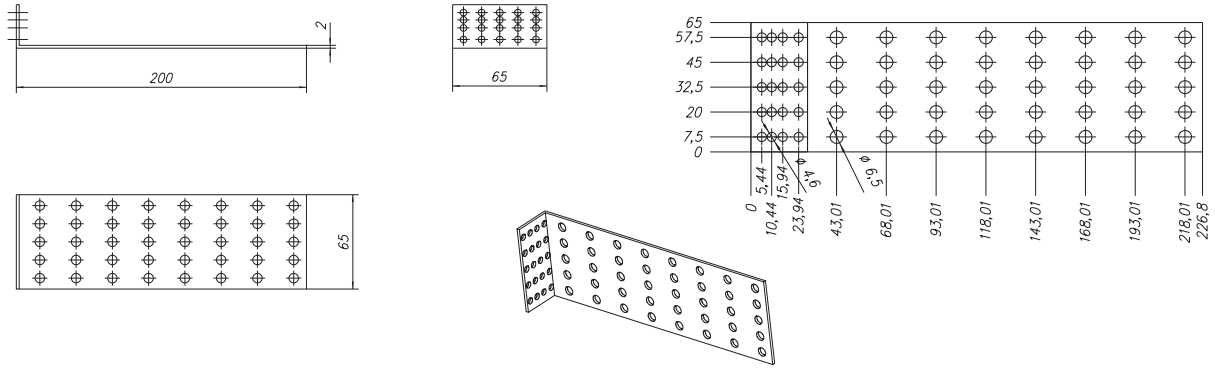
XVTL-BRA/IC250 Brackets

For direct fixing of SASY 60i supports - when using BPZ-MPLSASY



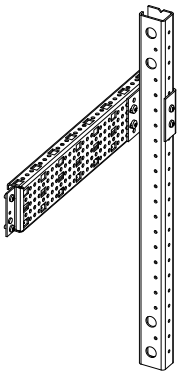
Add-On Distribution Boards

XVTL-BRA/DIN Brackets



XVTL-BRA/VP Angle Bracket for Vertical Profile XVTL-VP

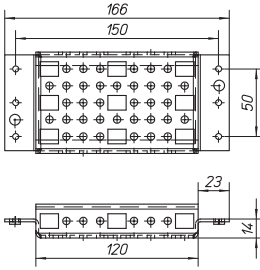
- Application: for mounting the Vertical Profile onto the Horizontal Profile XVTL-HP-..



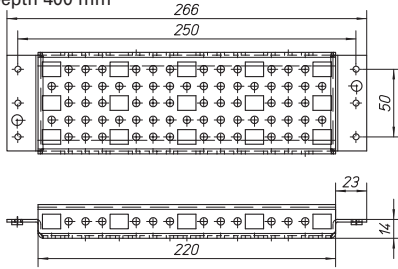
Add-On Distribution Boards

XVTL-HP Horizontal Profiles

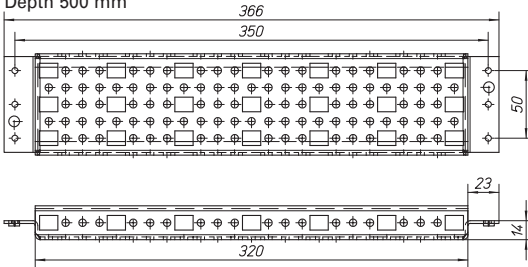
Depth 300 mm



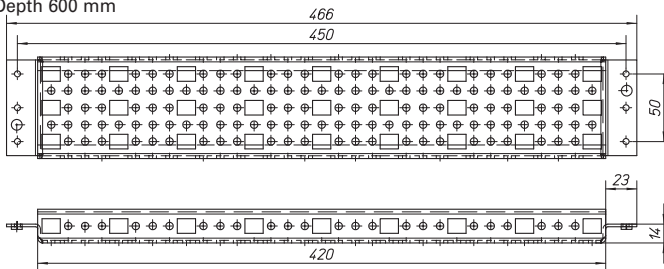
Depth 400 mm



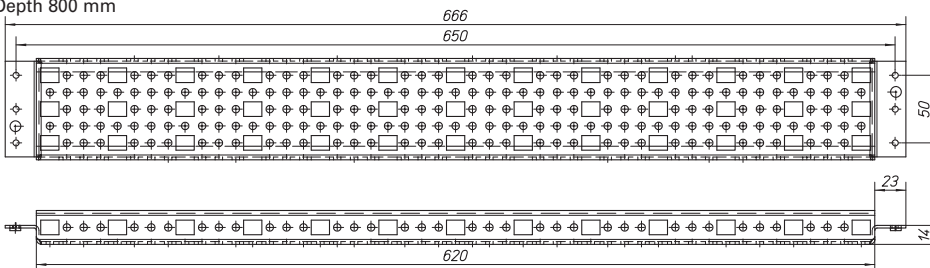
Depth 500 mm



Depth 600 mm

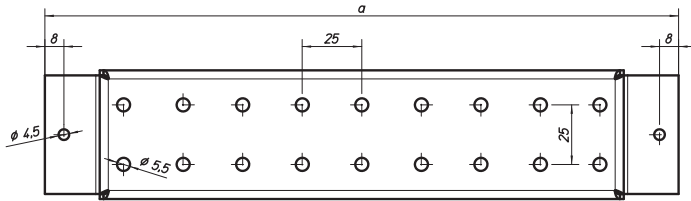


Depth 800 mm

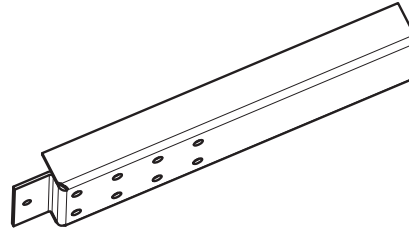
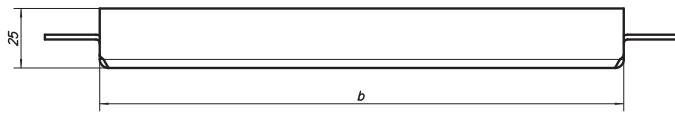
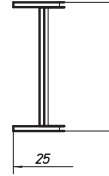


Add-On Distribution Boards

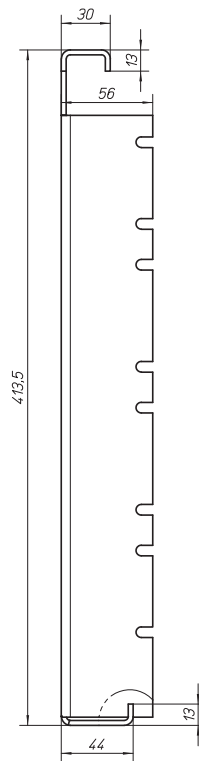
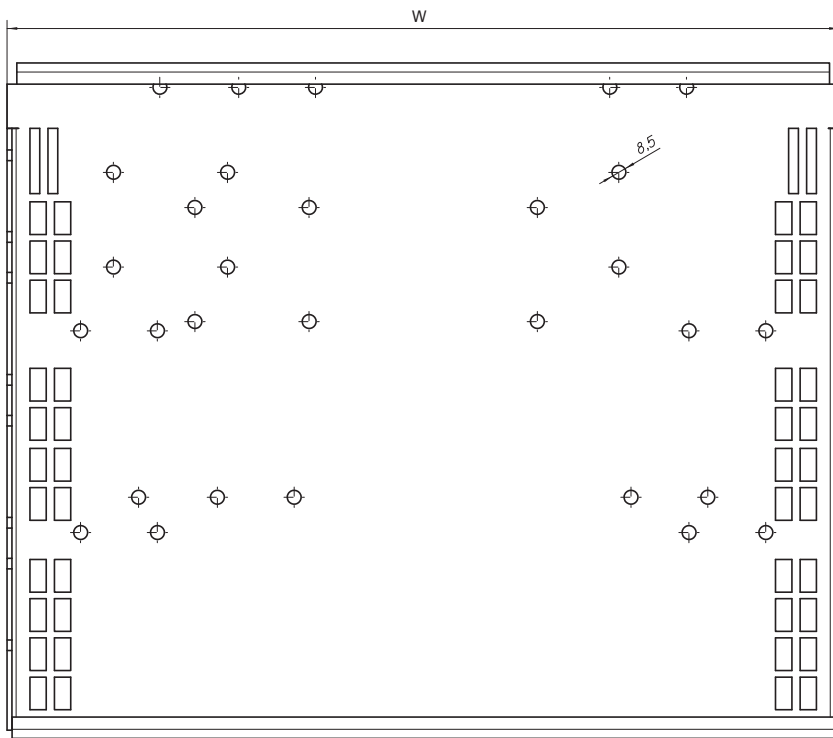
XVTL-HP/L Horizontal Profile



Dimensions (mm)		
	a	b
300 mm	165	120
400 mm	265	220
500 mm	365	320
600 mm	465	420
800 mm	665	620



XVTL-IZM Mounting Plate for IZM

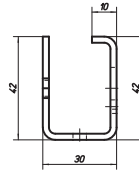
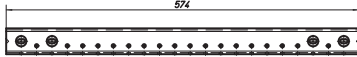


Width	W (mm)
600	510
800	710
1000	910
1200	1110

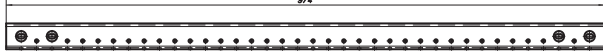
Add-On Distribution Boards

XVTL-VP Vertical Profiles

Height 600 mm



Height 1000 mm



Height 1400 mm



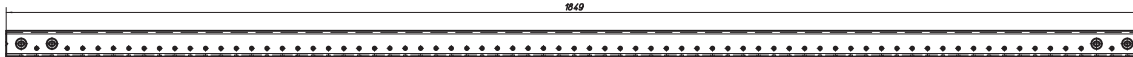
Height 1600 mm



Height 1800 mm



Height 2000 mm

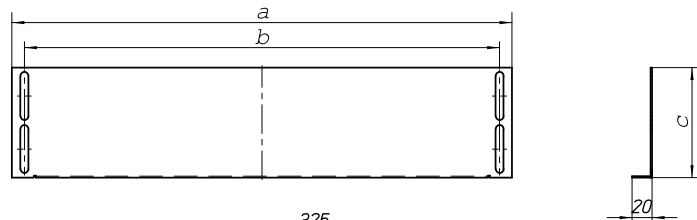


XSPBA, XVTL-BP Bottom Covers

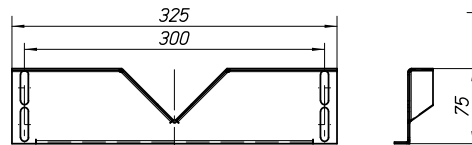
Dimensions (mm)

Width	a	b	c	
			XSPBAC..01	XSPBAC..02
425	325	300	35	110
600	500	475	35	110
800	700	675	35	110
850	750	725	35	110
1000	900	875	35	110
1100	1000	975	35	110
1200	1100	1075	35	110
1350	1250	1225	35	110

XSPBAC..01, XSPBAC..02



XVTL-BP/JL

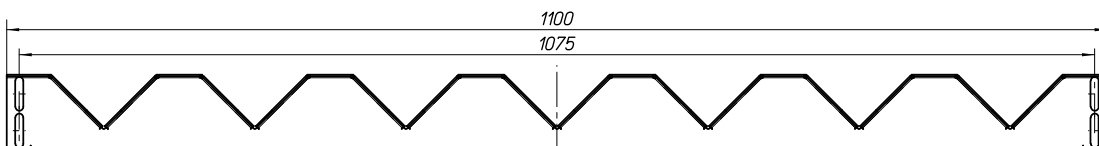
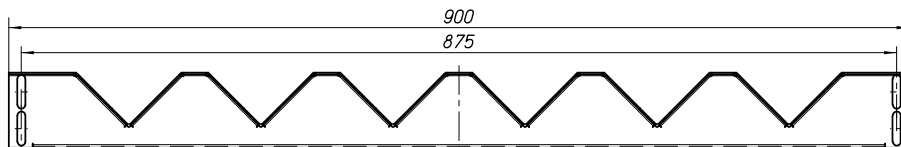
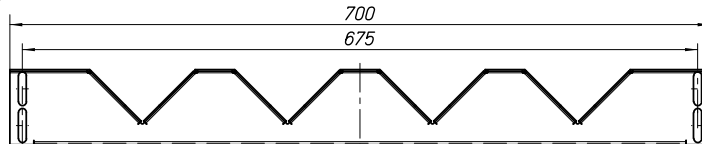
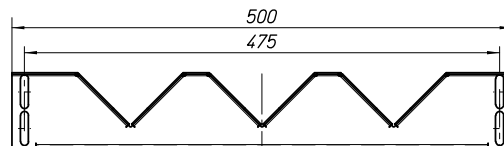


XVTL-BP/JL

XSPBA

XSPBAC..01

XSPBAC..02



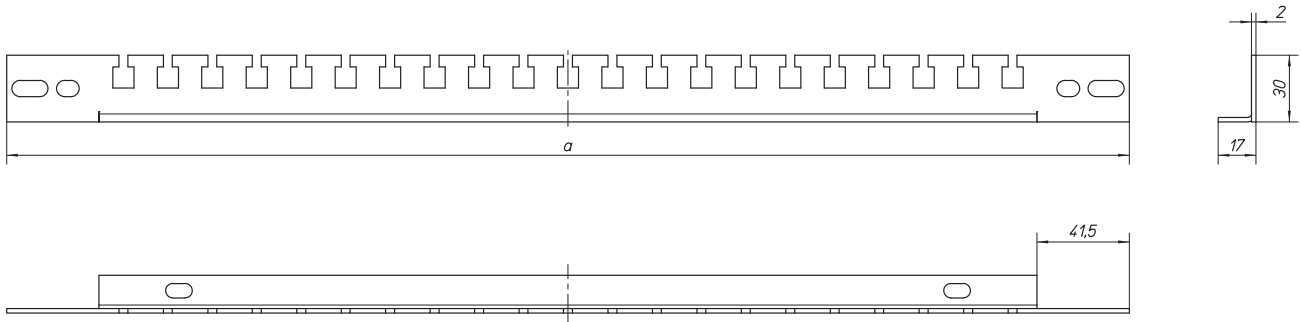
Add-On Distribution Boards

XAR Cable Strain Relief Rails - C-Profile

Dimensions (mm)

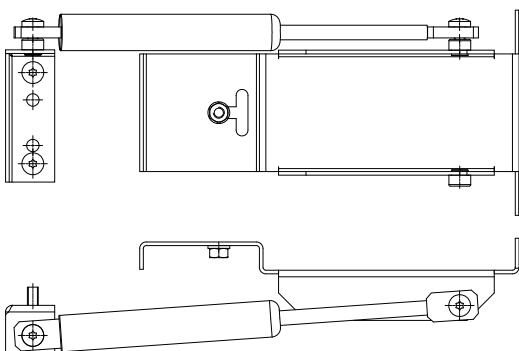
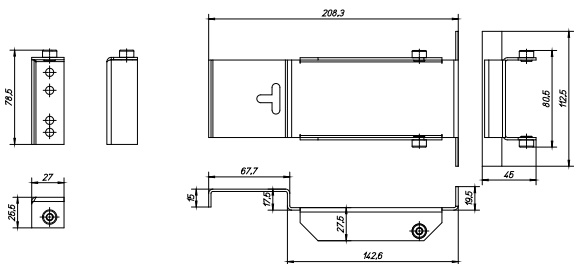
	a	b	c
425	320	290	240
600	520	490	440
800	720	690	640
850	770		
1000	920	890	840
1200	1170	1140	1090

XVTL-AB Cable Strain Relief Rails - L-profile



Width	a
425	330
600	505
800	705
1000	905
1200	1105

XVTL-DA-F Door Arrester Set



Add-On Distribution Boards

F3A Insertion Flanges for IP55 Degree of Protection

- Purpose: Plastic insertion flange for environments requiring a high degree of protection, can be mounted instead of a blind plate
- Dimensions 330x200 mm

VT17407



F3A-0
Blind flange

VT09208



F3A-XP
Blind flange sheet steel

VT17507



F3A-4
4xM16, 6xM25/16, 8xM32/20

VT17307



F3A-8
2xM20, 8xM25/16, 4xM32/20,
1xM50/32

VT17607



F3A-12
2xM16, 12xM20, 2xM40/25, 2xM50/32

VT17707



F3A-34
24xM16, 13xM20

VT17807



F3A-KTD
2 grommets for cables
up to Ø 70 mm

VT17207



F3A-D
Cellular rubber pass-through flange,
40 cables of Ø 10-13 mm,
4 cables of Ø 17-21 mm,
2 cables of Ø 27-30 mm

Lighting

LED Cabinet Lamp with Proximity-Sensor and Switch, magnet strip DNW-SIL/LED/IR/S/MG

- Magnetic fixing (tool-free) inside of divers steel-sheet enclosures
- Plastic enclosures: alternative fixing via screws, holes prepared
- Voltage supply: 24 VDC
- Power consumption: 4 W
- Light output: 65 lm/W
- Angle of beam: ca. 120°
- Protection class III
- Integrated proximity-sensor, no door-contact necessary
- On-/Off-Switch
- 12 SMD-LEDs (cool-white) energy-saving
- Dimensions (LxWxH): 430x28x14mm
- Material: aluminum case with transparent plastic cover
- Weight: approx. 0.13 kg
- Scope of delivery: 1 Cabinet Lamp inclusive 2.5m connector cable with plug for LED Converter

LED Converter for Cabinet Lamp SlimLine LED, DNW-CON/LED/...

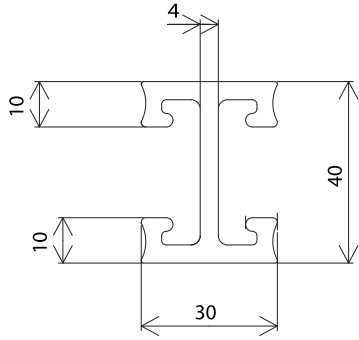
- The LED Converter 15W is able to supply 3 SlimLine LEDs
- Converter 5W for 1 SlimLine LED)
- Fixing via screws possible
- Voltage supply
primary: 220 - 240 VAC / 50-60 Hz
secondary: 24 VDC
- Protection class II
- Dimensions (LxWxH) / Weight (kg)
Adapter: 70x31x16,5mm
5W Converter: 58x35x21mm / 0.16 kg
15W Converter: 121x45x20mm / 0.17 kg
- Material: Plastic case
- Scope of delivery: 1 Converter with line connector and adapter for LED Cabinet Lamp SlimLine

Door Contact NWS-TKT

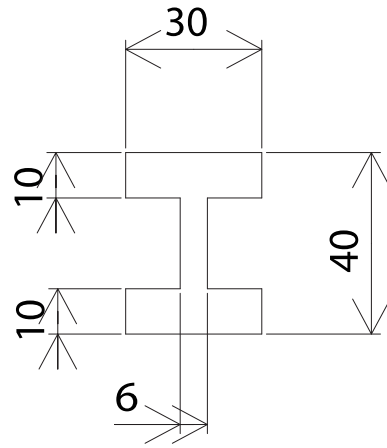
- The door contact serves for switching heating or cooling devices (filter fan) off while the door is open
- For door monitoring
- 1 Break contact and 1 make contact
- Switch specifications: 230 V AC / 6 A
- Degree of protection IP 65
- Assembled version delivered with an angle for door contact mounted into a cabinet
- Dimensions (LxWxH): 76x31x33,5mm
- Material: Plastic
- Scope of delivery: 1 Door contact, 1 connection cord, fixing material

Add-On Distribution Boards

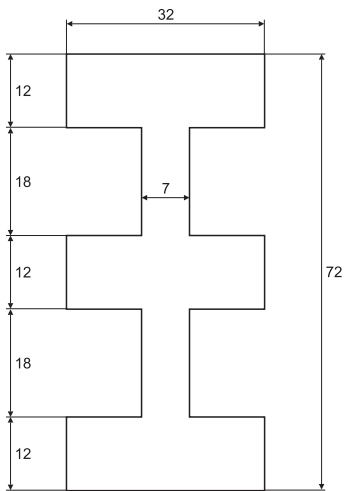
CU-BAR-500/T



CU-BAR-720/T

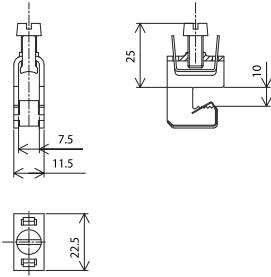


CU-BAR-1140/T

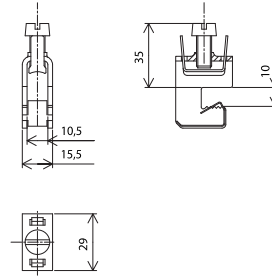


Add-On Distribution Boards

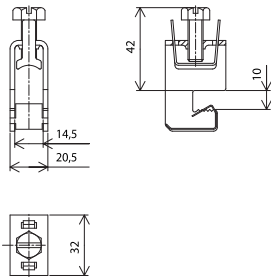
AKU 16/10



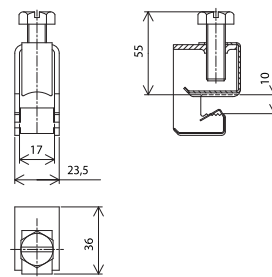
AKU 35/10



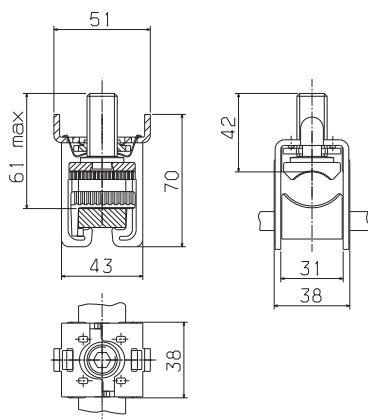
AKU 70/10



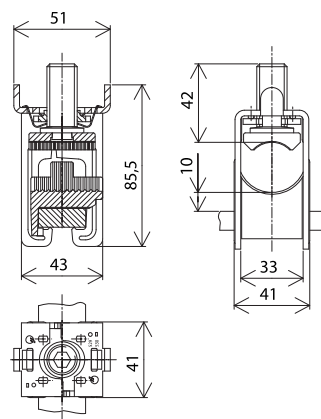
AKU 120/10



AKS185



AKS300



Eaton is a power management company with 2016 sales of \$19.7 billion. We provide energy-efficient solutions that help our customers effectively manage electrical, hydraulic and mechanical power more efficiently, safely and sustainably. Eaton is dedicated to improving the quality of life and the environment through the use of power management technologies and services. Eaton has approximately 95,000 employees and sells products to customers in more than 175 countries.

For more information, visit Eaton.com.



Eaton Industries (Austria) GmbH
Scheydgasse 42
1210 Wien
Austria

Eaton
EMEA Headquarters
Route de la Longeraie 7
1110 Morges, Switzerland
Eaton.eu

© 2017 Eaton
All Rights Reserved
Publication No.
Printed in Austria
March 2017
Graphics: SRA, Schrems

Eaton is a registered trademark.

All other trademarks are property of their respective owners.

Follow us on social media to get the latest product and support information.

