

3-phase busbar with infeed left for 2 circuit breakers Size S00 and S0

product brand name	SIRIUS
product category	Infeed systems
product designation	3-phase busbar
design of the product	for 2 switches with infeed on the left
suitability for use	circuit-breakers 3RV2
General technical data	
size of the circuit-breaker	S00, S0
power loss [W] for rated value of the current at AC in hot operating state per pole	4.52 W
type of calculation of power loss depending on pole	quadratic
surge voltage resistance rated value	6 kV
thermal current	63 A
Substance Prohibitance (Date)	10/01/2009
number of poles for main current circuit	3
operating voltage at AC rated value	500 V
operational current rated value	63 A
UL/CSA ratings	
operating voltage at AC according to UL rated value	600 V
Ambient conditions	
ambient temperature during operation	-20 ... +60 °C
Environmental footprint	
Environmental Product Declaration (EPD)	Yes
Global Warming Potential [CO ₂ eq] total	70.9 kg
Global Warming Potential [CO ₂ eq] during manufacturing	2.47 kg
Global Warming Potential [CO ₂ eq] during operation	68.6 kg
Global Warming Potential [CO ₂ eq] after end of life	-0.129 kg
Electrical Safety	
protection class IP on the front according to IEC 60529	IP00; IP20 when using finely stranded conductor cross-section 6 mm ² with end sleeve (with plastic collar) or conductor cross-section ≥ 10 mm ² at the infeed terminal
touch protection on the front according to IEC 60529	finger-safe when using finely stranded conductor cross-section 6 mm ² and end sleeve (with plastic collar) or conductor cross-section ≥ 10 mm ² at the supply terminal
Short-circuit protection	
short-circuit rating	corresponds to the installed circuit breaker or load feeder
Installation/ mounting/ dimensions	
mounting position	any
fastening method	snap-on fastening on 35 mm DIN rail
height	129 mm
width	110 mm
depth	87 mm

required spacing	
<ul style="list-style-type: none"> • with side-by-side mounting <ul style="list-style-type: none"> — backwards — upwards — at the side • for grounded parts <ul style="list-style-type: none"> — backwards — upwards — at the side • for live parts <ul style="list-style-type: none"> — backwards — upwards — at the side 	<p>0 mm</p> <p>10 mm</p> <p>0 mm</p> <p>0 mm</p> <p>10 mm</p> <p>0 mm</p> <p>0 mm</p> <p>10 mm</p> <p>0 mm</p>

Connections/ Terminals

type of electrical connection for main current circuit	spring-loaded terminals
--	-------------------------

Approvals Certificates

General Product Approval	Test Certificates
--------------------------	-------------------

[Confirmation](#)



[Type Test Certificates/Test Report](#)

Test Certificates

Marine / Shipping

[Special Test Certificate](#)



Marine / Shipping

other

Railway

Environment



[Confirmation](#)

[Miscellaneous](#)



[Special Test Certificate](#)



Environment

[Environmental Confirmations](#)

Further information

Information on the packaging

<https://support.industry.siemens.com/cs/ww/en/view/109813875>

Information- and Downloadcenter (Catalogs, Brochures,...)

<https://www.siemens.com/ic10>

Industry Mall (Online ordering system)

<https://mall.industry.siemens.com/mall/en/en/Catalog/product?mlfb=3RV2917-1A>

Cax online generator

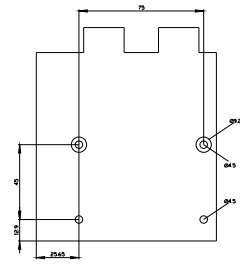
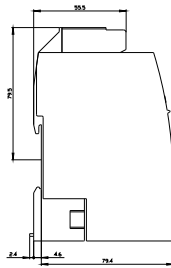
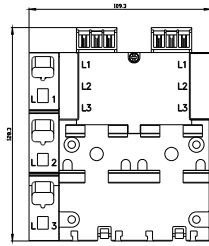
<http://support.automation.siemens.com/WW/CAXorder/default.aspx?lang=en&mlfb=3RV2917-1A>

Service&Support (Manuals, Certificates, Characteristics, FAQs,...)

<https://support.industry.siemens.com/cs/ww/en/ps/3RV2917-1A>

Image database (product images, 2D dimension drawings, 3D models, device circuit diagrams, EPLAN macros, ...)

http://www.automation.siemens.com/bilddb/cax_de.aspx?mlfb=3RV2917-1A&lang=en



last modified:

5/29/2024 