

T8 Luxline Plus Special Length

F25W/33/T8/865
0000879



Product features

- T8 Luxline Plus Special Length



PRODUCT OVERVIEW

Product name	F25W/33/T8/865
Technology	Fluorescent
Watt (Rated) (W)	26.00
Lamp shape	Tube, double-ended
Type	T8 Luxline Plus Special Length
Cap/Base	G13
Lamp finish	Frosted/Coated
Fixture rating	Open
General application	Education, Hospitality, Logistics & Industry, Museums & Galleries, Office, Retail, Residential & Consumer
ETIM Class	EC000108
Luminous flux (lm)	2100
Colour temperature (K)	6500
Light colour	Daylight
CRI (Ra)	85
Colour Variation Initial (SDCM)	SDCM5
Photobiological Risk Group	Not applicable
Wattage (W)	25.00
Product Voltage (V)	90
Dimmable	Yes
Average life (Nominal) (h)	20000
Product EAN number	5410288008790
Dimming method	Mains: leading / trailing edge

DATA TABLE

General data

Product name	F25W/33/T8/865
Technology	Fluorescent
Watt (Rated) (W)	26.00
Lamp shape	Tube, double-ended
Type	T8 Luxline Plus Special Length
Cap/Base	G13
Lamp finish	Frosted/Coated

T8 Luxline Plus Special Length

F25W/33/T8/865

0000879

Fixture rating	Open
General application	Education, Hospitality, Logistics & Industry, Museums & Galleries, Office, Retail, Residential & Consumer
ETIM Class	EC000108

Optical data

Luminous flux (lm)	2100
Luminous flux (Rated) (lm)	2100
Ambient temperature for maximum luminous flux (°C)	25
Colour temperature (K)	6500
Light colour	Daylight
Colour Code	865
CRI (Ra)	85
Colour Variation Initial (SDCM)	SDCM5
Adjustable chromaticity	N
Photobiological Risk Group	Not applicable
Rated lumen maint. factor (%) at 2000 h 50Hz	0.96
Rated lumen maint. factor (%) at 4000 h 50Hz	0.94
Rated lumen maint. factor (%) at 6000 h 50Hz	0.92
Rated lumen maint. factor (%) at 8000 h 50Hz	0.91
Rated lumen maint. factor (%) at 12000 h 50Hz	0.90
Rated lumen maint. factor (%) at 16000 h 50Hz	0.89
Rated lumen maint. factor (%) at 20000 h 50Hz	0.87

Electrical data

Wattage (W)	25.00
Watt (Rated) - High frequency (W)	26.00
Current (A)	0.340
Product Voltage (V)	90
Control gear required	Yes
Transformer required	No
Dimmable	Yes
Drive current (mA)	340
Lamp Energy Label (class)	G
kWh per 1000 hours burning time	30

Lifetime data

Average life (Nominal) (h)	20000
Average life (Rated) (h)	20000
Rated survival factor (%) at 2000 h 50Hz	0.99
Rated survival factor (%) at 4000 h 50Hz	0.98
Rated survival factor (%) at 6000 h 50Hz	0.96
Rated survival factor (%) at 8000 h 50Hz	0.94

T8 Luxline Plus Special Length

F25W/33/T8/865

0000879

Rated survival factor (%) at 12000 h 50Hz	0.92
Rated survival factor (%) at 16000 h 50Hz	0.80
Rated survival factor (%) at 20000 h 50Hz	0.50

Physical data

Nominal Product Length (mm)	825.0
Nominal Product Diameter (mm)	26
Max. Length base to base (mm) - A	818.4
Length base to pin Min-Max (mm) - B	823.1-825.5
Max. Lamp Length (mm) - C/L	832.6
Max. Lamp Diameter (mm) - D	28.0
Weight (kg)	0.113

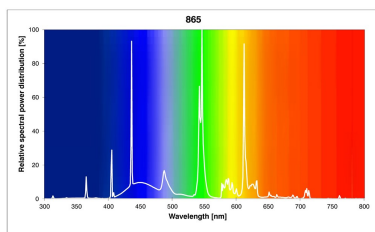
Packaging

Single packaging type	Carton
Product EAN number	5410288008790
Packaging single length / height (cm)	83.3
Packaging single width (cm)	2.9
Packaging single depth (cm)	2.8
DUN14 (outer)	15410288008797
Units per outer package	25
Packaging outer length / height (cm)	86.0
Packaging outer width (cm)	15.5
Packaging outer depth (cm)	15.0

Safety data

Lamp mercury content (mg)	2.80
Breakage cleaning instructions	Applicable
Recommendation for disposal at end of life	Applicable
Special purpose lamp	Yes
Suitable for household illumination	Yes

PHOTOMETRY




SYLVANIA

T8 Luxline Plus Special Length
F25W/33/T8/865
0000879



SYLVANIA

0000879



25
kWh/1000h




2019/2015

SYLVANIA

T8 Luxline Plus Special Length
F25W/33/T8/865
0000879



0000879



25
kWh/1000h



2019/2015