

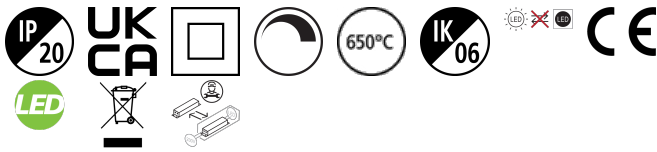
## START eco Downlight Flat Dimmable 172mm Round Surface

*START eco Downlight Flat 172 1200lm 840 DIM Surface*  
0053947



### Product features

- START eco Downlight Flat DIM Surface is an integrated LED surface mounted downlight with a separate, phase dimmable driver and loop in- out box, 12W; 1200Lm; 100Lm/W; 4000K; IP20.



### PRODUCT OVERVIEW

Product name	START eco Downlight Flat 172 1200lm 840 DIM Surface
Technology	LED
Housing	Aluminium
Mount	Ceiling surface mounting
General application	Hospitality
ETIM Class	EC001744
E-number FI	4278200
Warranty	3 years
Fixture luminous flux (lm)	1200
Luminaire efficacy (lm/W)	100
Colour temperature (K)	4000
CRI (Ra)	80
Colour Variation Initial (SDCM)	SDCM5
Beam Angle (°)	120
Glare control	< 28
Photobiological Risk Group	RG0
Total power consumption (W)	12
Electrical protection	Class II
Control gear type	LED driver constant current
Dimmable	Yes
LED Flickering Rate	Ultra low (5% or less)
Housing colour	RAL 9003 - Signal white
IP rating	IP20
IK rating	IK06
Product EAN number	5410288539478
Dimming method	Mains: leading / trailing edge
Max load (A)	120

### DATA TABLE

#### General data

Product name	START eco Downlight Flat 172 1200lm 840 DIM Surface
Technology	LED

## START eco Downlight Flat Dimmable 172mm Round Surface

*START eco Downlight Flat 172 1200lm 840 DIM Surface*  
0053947

Housing	Aluminium
Mount	Ceiling surface mounting
General application	Hospitality
Operating temperature range (°C)	-20°C - 40°C
Performance ambient temperature Tq (°C)	25
ETIM Class	EC001744
E-number FI	4278200
Warranty	3 years

### Optical data

Fixture luminous flux (lm)	1200
Luminaire efficacy (lm/W)	100
Colour temperature (K)	4000
CRI (Ra)	80
Colour Variation Initial (SDCM)	SDCM5
Beam Angle (°)	120
Distribution type	Symmetric
Glare control	< 28
Photobiological Risk Group	RG0

### Electrical data

Total power consumption (W)	12
Mains voltage (V)	220-240V
Lamp power factor	0.9
THD (at 230 V, 50 Hz, full load, at 100% dimming level) xx.x %	20.0
Electrical protection	Class II
Control gear required	No
Control gear type	LED driver constant current
Dimmable	Yes
Drive current (mA)	300
Inrush Current (A)	2.35
Inrush Duration (µs)	120
Glow Wire Test (°C)	650
Energy Efficiency Class (A->G) of contained light source	E
Nominal Frequency (Hz)	50Hz
LED Flickering Rate	Ultra low (5% or less)
Max. Luminaires per 10A C Breaker	95
Max. Luminaires per 13A C Breaker	124
Max. Luminaires per 16A C Breaker	152
Max. Luminaires per 20A C Breaker	190
Max. Luminaires per 10A B Breaker	95
Max. Luminaires per 13A B Breaker	124
Max. Luminaires per 16A B Breaker	152
Max. Luminaires per 20A B Breaker	190

### Lifetime data

Lifespan L70 B50	30000
------------------	-------

## START eco Downlight Flat Dimmable 172mm Round Surface

*START eco Downlight Flat 172 1200lm 840 DIM Surface*  
0053947

### Physical data

Housing colour	RAL 9003 - Signal white
IP rating	IP20
IK rating	IK06
Diffuser finish	Opal
Diffuser material	Other
Nominal Product Length (mm)	172
Nominal Product Width (mm)	172
Nominal Product Height (mm)	38
Nominal Product Diameter (mm)	172
Cutout Dimensions (W x L in mm or Diameter in mm)	NA
Weight (kg)	0.442

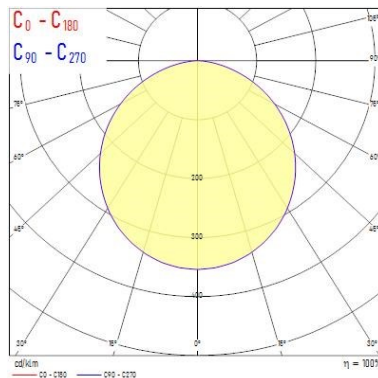
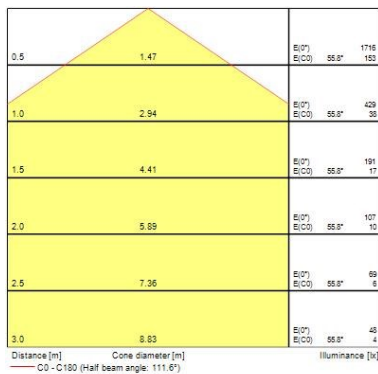
### Packaging

Single packaging type	Carton
Product EAN number	5410288539478
Packaging single length / height (cm)	19.2
Packaging single width (cm)	4.3
Packaging single depth (cm)	17.6
DUN14 (outer)	15410288539475
Units per outer package	10
Packaging outer length / height (cm)	37.0
Packaging outer width (cm)	24.2
Packaging outer depth (cm)	21.8

### Safety data

Optimal operating condition (°C)	-20-40
----------------------------------	--------

## PHOTOMETRY



## TECHNICAL DRAWINGS

## START eco Downlight Flat Dimmable 172mm Round Surface

*START eco Downlight Flat 172 1200lm 840 DIM Surface*

0053947

---

