

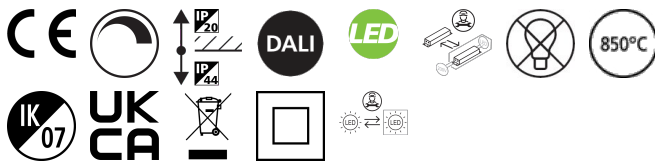
Syl-lighter LED II 240

SYL-LIGHTER II 240 25W WW DALI
3031847



Product features

- Ceiling recessed IP44 from the front LED downlight, perfect where limited ceiling void is available with only 65mm product depth and 225mm cutout. Ideal replacement for 2x26W CFL downlights. The polycarbonate diffuser allows for a wider light distribution and increased spacings between luminaires. Die-cast aluminium body, 2346LM, 25W, 94lm/W, 3000K, Driver Current: 650mA, CRI80, 74° beam angle, Dali dimmable LED driver (Tridonic 28000675), IP44 from the front, IK07, (HxW) 65x225mm, 0.65kg, RAL9003, Class 2, 220-240V,



PRODUCT OVERVIEW

Product name	SYL-LIGHTER II 240 25W WW DALI
Technology	LED
Housing	Aluminium
Mount	Ceiling recessed mounting
Environment	Interior
General application	Hospitality
ETIM Class	EC001744
E-number FI	4270288
E-number SE	7470973
Warranty	5 years
Fixture luminous flux (lm)	2346
Luminaire efficacy (lm/W)	94
LOR (%)	100
Colour temperature (K)	3000
Light colour	Warm White
CRI (Ra)	80
Colour Consistency (SDCM)	5
Beam Angle (°)	74
Photobiological Risk Group	RG0
Total power consumption (W)	25
Electrical protection	Class II
Control gear type	Other
Control gear mounting	Remote
Dimmable	Yes
Minimum dimming level (%)	1
Housing colour	RAL 9003 - Signal white
IP rating	IP44/20
IK rating	IK07
Product EAN number	8711971318477
Dimming method	DALI

Syl-lighter LED II 240

SYL-LIGHTER II 240 25W WW DALI
3031847

DATA TABLE

General data

Product name	SYL-LIGHTER II 240 25W WW DALI
Technology	LED
Housing	Aluminium
Mount	Ceiling recessed mounting
Environment	Interior
General application	Hospitality
Performance ambient temperature Tq (°C)	25
ETIM Class	EC001744
E-number FI	4270288
E-number SE	7470973
Warranty	5 years

Optical data

Fixture luminous flux (lm)	2346
Luminaire efficacy (lm/W)	94
LOR (%)	100
Colour temperature (K)	3000
Light colour	Warm White
CRI (Ra)	80
Colour Consistency (SDCM)	5
Beam Angle (°)	74
Distribution type	Symmetric
Photobiological Risk Group	RG0

Electrical data

Total power consumption (W)	25
Mains voltage (V)	220-240V
Lamp power factor	0.96
Electrical protection	Class II
Control gear required	Yes
Control gear type	Other
Control gear mounting	Remote
Dimmable	Yes
Minimum dimming level (%)	1
Drive current (mA)	650
Inrush Current (A)	26
Inrush Duration (µs)	151
Glow Wire Test (°C)	850
Energy Efficiency Class (A->G) of contained light source	E
Nominal Frequency (Hz)	50/60Hz
Max. Luminaires per 10A C Breaker	31
Max. Luminaires per 13A C Breaker	43
Max. Luminaires per 16A C Breaker	53
Max. Luminaires per 20A C Breaker	66

Syl-lighter LED II 240

SYL-LIGHTER II 240 25W WW DALI
3031847

Max. Luminaires per 10A B Breaker	19
Max. Luminaires per 13A B Breaker	26
Max. Luminaires per 16A B Breaker	32
Max. Luminaires per 20A B Breaker	40

Lifetime data

Lifespan L70 B50	50000
------------------	-------

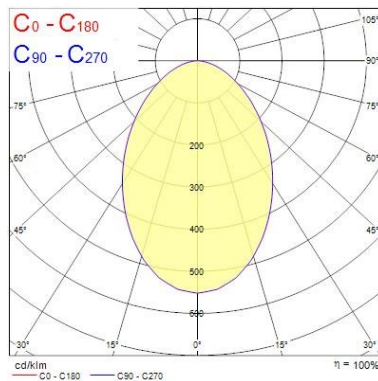
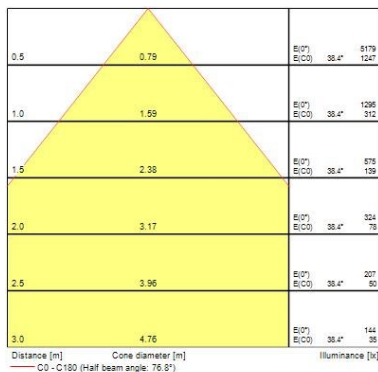
Physical data

Housing colour	RAL 9003 - Signal white
IP rating	IP44/20
IK rating	IK07
Diffuser finish	Opal
Diffuser material	PC Polycarbonate
Reflector finish	Other
Nominal Product Height (mm)	65
Nominal Product Diameter (mm)	240
Cutout Dimensions (W x L in mm or Diameter in mm)	225 x 225
Weight (kg)	0.855

Packaging

Single packaging type	Carton
Product EAN number	8711971318477
Packaging single length / height (cm)	27.6
Packaging single width (cm)	27.3
Packaging single depth (cm)	8.1
DUN14 (outer)	18711971318477
Units per outer package	12
Packaging outer length / height (cm)	56.3
Packaging outer width (cm)	56.5
Packaging outer depth (cm)	27.3

PHOTOMETRY



Syl-lighter LED II 240

SYL-LIGHTER II 240 25W WW DALI
3031847

TECHNICAL DRAWINGS

