

XBT ZG6\*  
Screen Protection Sheet for XBT GT and XBT GK series  
Quick Reference Guide

Unit reference	Protection Sheet reference
XBT GT1000 series	XBT ZG61
XBT GT1005 series	XBT ZG60
XBT GT2000 series	XBT ZG62
XBT GT4000 series	XBT ZG64
XBT GT53xx	XBT ZG65
XBT GT6000 series and XBT GT52xx	XBT ZG66
XBT GT7000 series	MPCYK50SPSKIT
XBT GK2000 series	XBT ZG68
XBT GK5000 series	XBT ZG69

### Introduction:

This sheet is designed specifically to protect the screen from moisture, liquids and dirt. It is made of flexible polyester, and is not designed to protect against sharp or hard objects. (i.e. it may tear if struck by a sharp object).

**Note:** In operating environments with high levels of humidity and moisture, condensation or mist may form between the sheet and the unit's screen. This is a normal consequence.

### Package Contents

The following items are included in the Screen Protection Sheet unit's package. Before using the Screen Protection Sheet unit, please confirm that all items shown here are present.

- Screen Protection Sheet (5 sheets per set)
- Installation Guide (This Guide)

This unit has been carefully packed with special attention to quality. However, should you find any of the items shown here to be damaged or missing, please immediately contact your Schneider-Electric local distributor.

### Essential Safety Precautions

**Note:** If the sheet starts to peel away from the screen, DO NOT use a sharp or hard object (i.e. a knife, or pin) to remove the sheet. Doing so may scratch or damage the screen.

- This sheet helps to reduce glare and Newton rings (screen curve reflection lines).
- This sheet does not interfere in any way with the Touch Panel's normal touch operation.

When dirt and smudges on the sheet begin to reduce the screen's visibility, please replace the sheet with a new one.

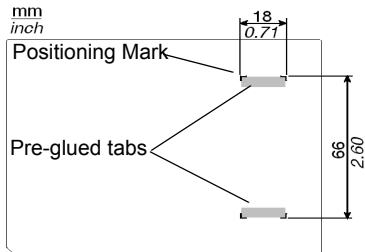
### Protection Sheet Specifications/Characteristics

Sheet Material		Polyester Film
Chemical Resistance Level	Protects Against	Hexane, Kerosene, Engine Oil, Diesel Oil, Lubrication Oil, Glycerine, Acetone, Acetic Anhydride, Benzene.
	Does Not Protect Against	Ammonia, Sulfur Dioxide, Potassium Hydroxide, Caustic Soda, Nitro benzene

## Creating a Custom XBT GT1000

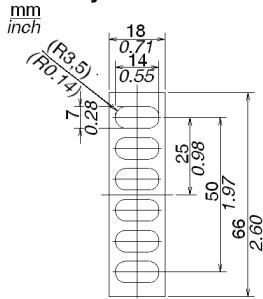
You can easily create a custom function key sheet for your XBT GT1000 unit and attach it to the back of this protection sheet.

### Function key Sheet Positioning Points



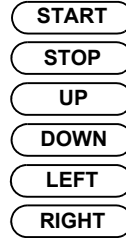
Use the two positioning marks to align your function key sheet on the back of the protection sheet.

### Function Key Sheet Dimensions



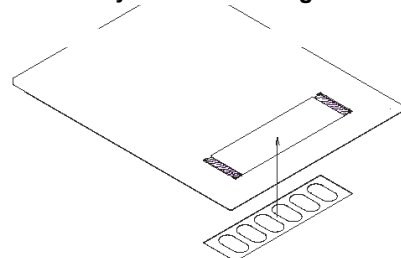
Use these figures when designing your Function Key Sheet.

### Function key Sheet Material and Thickness



Use a PET-type plastic sheet, 0.05mm or thicker.

### Function Key Sheet Positioning



Use the two adhesive tabs to position and attach the Function Key Sheet to the rear face of the Protection Sheet.

## How to Attach the Protection Sheet on an XBT GT or XBT GK

Step	Action	Illustration
1	Clean the screen thoroughly with a soft cloth (use either water or a neutral detergent to remove tougher stains).	
2	Remove the sheet's Protective Film	
3	Peel off the Backing Sheet slightly to expose the Protection Sheet's adhesive surface.	
4	Start at the top of the screen, slowly attach the Protection Sheet while peeling off the Backing Sheet.	