



Auxiliary switch on the front, 1 NO + 1 NC Current path 1 NO, 1 NC
 Connection from below for 3RH and 3RT screw terminal 73/74, 81/82

General technical data

product brand name	SIRIUS
suitability for use	Contact relay and power contactor
protection class IP on the front	IP20
ambient temperature	
• during storage	-55 ... +80 °C
• during operation	-25 ... +60 °C
mechanical service life (switching cycles) typical	10 000 000
electrical endurance (switching cycles) at AC-15 at 230 V typical	200 000
contact reliability of auxiliary contacts	1 faulty switching per 100 million (17 V, 1 mA)
insulation voltage with degree of pollution 3 at AC rated value	690 V
surge voltage resistance rated value	6 kV

Auxiliary circuit

number of NC contacts for auxiliary contacts	
• instantaneous contact	1
• lagging switching	0
number of NO contacts for auxiliary contacts	
• instantaneous contact	1
• leading contact	0
operational current of auxiliary contacts at AC-12	
• at 24 V	10 A
• at 230 V	10 A
• maximum	10 A
operational current	
• of auxiliary contacts	
— at AC-14	
— at 125 V	6 A
— at 250 V	6 A
— at AC-15	
— at 24 V	6 A
— at 230 V	6 A
— at 400 V	3 A
• at AC-15 at 690 V rated value	1 A
operational current	
• of auxiliary contacts at DC-12	
— at 24 V	10 A
— at 110 V	3 A
— at 220 V	1 A
• with 2 current paths in series at DC-12	
— at 24 V rated value	10 A

— at 60 V rated value	10 A
— at 110 V rated value	4 A
— at 220 V rated value	2 A
— at 440 V rated value	1.3 A
— at 600 V rated value	0.65 A
• with 3 current paths in series at DC-12	
— at 24 V rated value	10 A
— at 60 V rated value	10 A
— at 110 V rated value	10 A
— at 220 V rated value	3.6 A
— at 440 V rated value	2.5 A
— at 600 V rated value	1.8 A
operational current	
• of auxiliary contacts at DC-13	
— at 24 V	6 A
— at 60 V	2 A
— at 110 V	1 A
— at 220 V	0.3 A
• with 2 current paths in series at DC-13	
— at 24 V rated value	10 A
— at 60 V rated value	3.5 A
— at 110 V rated value	1.3 A
— at 220 V rated value	0.9 A
— at 440 V rated value	0.2 A
— at 600 V rated value	0.1 A
• with 3 current paths in series at DC-13	
— at 24 V rated value	10 A
— at 60 V rated value	4.7 A
— at 110 V rated value	3 A
— at 220 V rated value	1.2 A
— at 440 V rated value	0.5 A
— at 600 V rated value	0.26 A

Installation/ mounting/ dimensions

fastening method	snap-on mounting
width	36 mm
height	37.5 mm
depth	43.7 mm

Connections/ Terminals

type of electrical connection for auxiliary and control circuit	screw-type terminals
type of connectable conductor cross-sections	
• for auxiliary contacts	
— finely stranded	
— with core end processing	2x (0.5 ... 1.5 mm ²), 2x (0.75 ... 2.5 mm ²)
• at AWG cables for auxiliary contacts	2x (20 ... 16), 2x (18 ... 14)

Safety related data

product function mirror contact according to IEC 60947-4-1	Yes
• note	with 3RT2
product function positively driven operation according to IEC 60947-5-1	Yes
• note	with 3RH2

Certificates/ approvals

General Product Approval



[Confirmation](#)



[KC](#)



EMC

Functional Safety/Safety of

Test Certificates

Marine / Shipping

Machinery



[Type Examination Certificate](#)

[Type Test Certificates/Test Report](#)

[Special Test Certificate](#)



Marine / Shipping



[Environmental Confirmations](#)

other

[Confirmation](#)



[Special Test Certificate](#)

[Vibration and Shock](#)

[Type Test Certificates/Test Report](#)

Further information

Information- and Downloadcenter (Catalogs, Brochures,...)

<https://www.siemens.com/ic10>

Industry Mall (Online ordering system)

<https://mall.industry.siemens.com/mall/en/en/Catalog/product?mlfb=3RH2911-1MA11>

Cax online generator

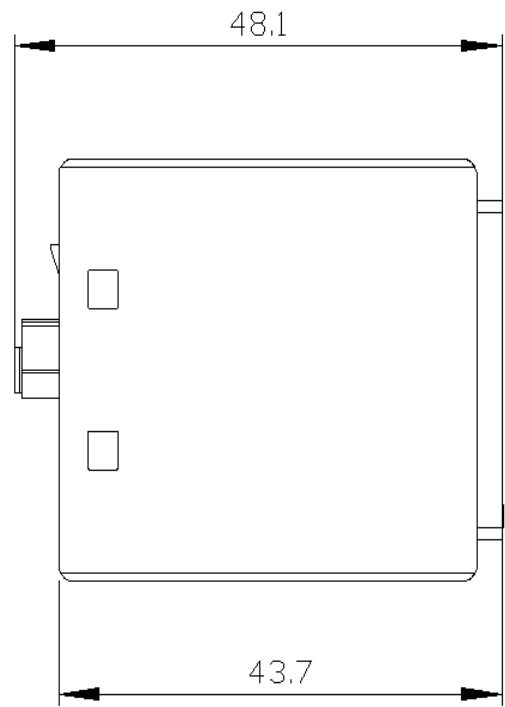
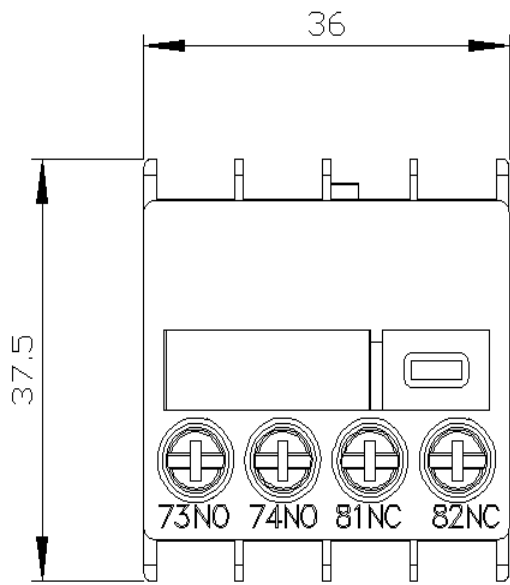
<http://support.automation.siemens.com/WW/CAXorder/default.aspx?lang=en&mlfb=3RH2911-1MA11>

Service&Support (Manuals, Certificates, Characteristics, FAQs,...)

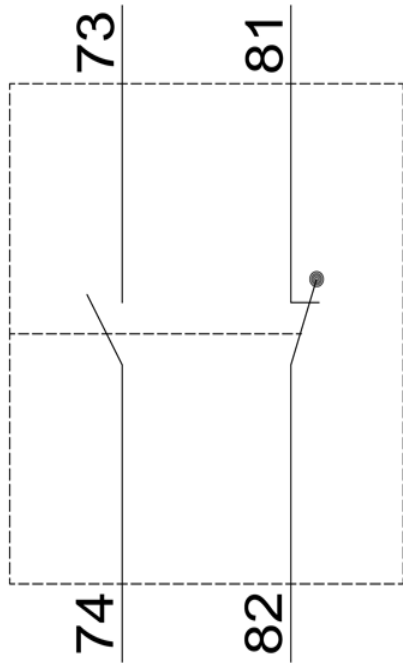
<https://support.industry.siemens.com/cs/ww/en/ps/3RH2911-1MA11>

Image database (product images, 2D dimension drawings, 3D models, device circuit diagrams, EPLAN macros, ...)

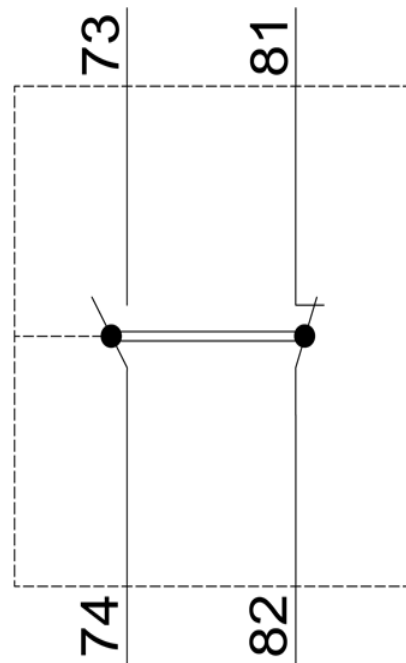
http://www.automation.siemens.com/bilddb/cax_de.aspx?mlfb=3RH2911-1MA11&lang=en



3RT2



3RH2



last modified:

1/18/2021 