

## START Panel IP40 UGR19 600x600


START Panel UGR19 600x600 4800Lm 840 SSA02

0042391



### Product features

- START Panel is a range of backlit LED panels used in recessed ceilings. Ideal for general indoor applications such as corridors, breakrooms, offices and meeting rooms. Luminaire dimensions are compatible with common ceiling installation, and the shallow design makes it easy to install in low ceilings. 4800Lm; 43W; 112Lm/W; Drive current: 950mA; Average lifespan: 100.000Hrs; 4000K; CRI 80; Glare control <19; IK03; IP40 (from the front); SDCM<3; Class II; SylSmart Connected (SSA) enabled.



### PRODUCT OVERVIEW

Product name	START Panel UGR19 600x600 4800Lm 840 SSA02
Technology	LED
Housing	Aluminium, Steel
Mount	Ceiling recessed mounting
General application	Education, Office
ETIM Class	EC002892
E-number FI	4278370
Warranty	5 years
Fixture luminous flux (lm)	4800
Luminaire efficacy (lm/W)	112
Colour temperature (K)	4000
Light colour	Neutral White
CRI (Ra)	80
Colour Variation Initial (SDCM)	SDCM3
Beam Angle (°)	90
Glare control	< 19
Photobiological Risk Group	RG0
Total power consumption (W)	43
Electrical protection	Class II
Control gear type	LED driver constant current
Dimmable	Yes
Dimming method	SylSmart SSA
Minimum dimming level (%)	1
LED Flickering Rate	Ultra low (5% or less)
Housing colour	RAL 9003 - Signal white
IP rating	IP40/20
IK rating	IK03
Product EAN number	5410288423913

### DATA TABLE

## START Panel IP40 UGR19 600x600

*START Panel UGR19 600x600 4800Lm 840 SSA02*

0042391

### General data

Product name	START Panel UGR19 600x600 4800Lm 840 SSA02
Technology	LED
Housing	Aluminium, Steel
Mount	Ceiling recessed mounting
General application	Education, Office
Operating temperature range (°C)	-10°C...+45°C
Performance ambient temperature T <sub>q</sub> (°C)	25
ETIM Class	EC002892
E-number FI	4278370
Warranty	5 years

### Optical data

Fixture luminous flux (lm)	4800
Luminaire efficacy (lm/W)	112
Colour temperature (K)	4000
Light colour	Neutral White
CRI (Ra)	80
Colour Variation Initial (SDCM)	SDCM3
Beam Angle (°)	90
Distribution type	Symmetric
Glare control	< 19
Photobiological Risk Group	RG0

### Electrical data

Total power consumption (W)	43
Mains voltage (V)	220-240V
Lamp power factor	0.95
THD (at 230 V, 50 Hz, full load, at 100% dimming level) xx.x %	10
Electrical protection	Class II
Control gear required	Yes
Control gear type	LED driver constant current
Transformer required	No
Dimmable	Yes
Dimming method	SylSmart SSA
Minimum dimming level (%)	1
Drive current (mA)	950
Inrush Current (A)	30
Glow Wire Test (°C)	650
Energy Efficiency Class (A->G) of contained light source	D
Nominal Frequency (Hz)	50/60Hz
LED Flickering Rate	Ultra low (5% or less)
Max. Luminaires per 10A C Breaker	21
Max. Luminaires per 13A C Breaker	27
Max. Luminaires per 16A C Breaker	33
Max. Luminaires per 20A C Breaker	42
Max. Luminaires per 10A B Breaker	12

## START Panel IP40 UGR19 600x600

START Panel UGR19 600x600 4800Lm 840 SSA02  
0042391

Max. Luminaires per 13A B Breaker	16
Max. Luminaires per 16A B Breaker	20
Max. Luminaires per 20A B Breaker	25

### Lifetime data

Lifespan L70 B50	100000
Lifespan L80 B20	71000

### Physical data

Housing colour	RAL 9003 - Signal white
IP rating	IP40/20
IK rating	IK03
Diffuser finish	Prismatic
Diffuser material	Other
Nominal Product Length (mm)	595
Nominal Product Width (mm)	595
Nominal Product Height (mm)	33
Weight (kg)	2.095

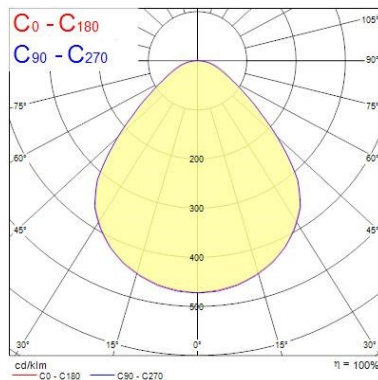
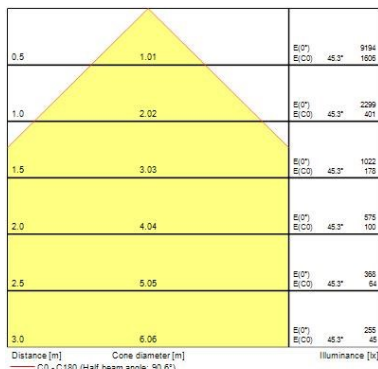
### Packaging

Single packaging type	Carton
Product EAN number	5410288423913
Packaging single length / height (cm)	70.0
Packaging single width (cm)	63.0
Packaging single depth (cm)	8.5
DUN14 (outer)	15410288423910
Units per outer package	3
Packaging outer length / height (cm)	71.5
Packaging outer width (cm)	27.5
Packaging outer depth (cm)	65.0

### Safety data

Optimal operating condition (°C)	-10-45
----------------------------------	--------

## PHOTOMETRY



## START Panel IP40 UGR19 600x600

*START Panel UGR19 600x600 4800Lm 840 SSA02*

0042391

### TECHNICAL DRAWINGS

---

