

Equinox EQUINOX 165 2300 TRIMLESS 930 DALI 2059954



Product features

- Equinox is an elegant and innovative luminaire designed using the latest optical technology. It is a high quality and efficient lighting solution for office, hospitality, and retail environments. It creates inspirational halo effects regulated by a unique adjustable optic system. It is DALI dimmable downlight luminaire, Colour rendering index Ra >90, Colour temperature: 3000K Warm White, Class II, Cut out dimensions: 165mm. Low Glare UGR<19.



PRODUCT OVERVIEW

Product name	EQUINOX 165 2300 TRIMLESS 930 DALI
Technology	LED
Cap/Base	N/A
Housing	Aluminium
Mount	Ceiling recessed mounting
General application	Office
ETIM Class	EC001744
Warranty	5 years
Fixture luminous flux (lm)	2300
Luminaire efficacy (lm/W)	115
Colour temperature (K)	3000
Light colour	Warm White
CRI (Ra)	90
Colour Variation Initial (SDCM)	SDCM3
Colour Consistency (SDCM)	3
Beam Angle (°)	64
Glare control	< 19
Photobiological Risk Group	RG1
Total power consumption (W)	20
Electrical protection	Class II
Control gear type	LED driver constant current
Control gear mounting	Remote
Dimmable	Yes
Dimming method	DALI, Switch-dim (mains-rated)
Minimum dimming level (%)	1
Housing colour	RAL 9016 - Traffic white / Bezel
IP rating	IP20
IK rating	IK02
Product EAN number	5025768599547

Equinox

EQUINOX 165 2300 TRIMLESS 930 DALI
2059954

DATA TABLE

General data

Product name	EQUINOX 165 2300 TRIMLESS 930 DALI
Technology	LED
Cap/Base	N/A
Housing	Aluminium
Mount	Ceiling recessed mounting
General application	Office
Operating temperature range (°C)	1°C...+25°C
Performance ambient temperature Tq (°C)	25
ETIM Class	EC001744
Warranty	5 years

Optical data

Fixture luminous flux (lm)	2300
Luminaire efficacy (lm/W)	115
Colour temperature (K)	3000
Correlated colour temperature range (K)	3000 - 3000
Light colour	Warm White
CRI (Ra)	90
Colour Variation Initial (SDCM)	SDCM3
Colour Consistency (SDCM)	3
Beam Angle (°)	64
Distribution type	Diffuse
Glare control	< 19
Photobiological Risk Group	RG1

Electrical data

Total power consumption (W)	20
Mains voltage (V)	220-240V
Lamp power factor	0.96
THD (at 230 V, 50 Hz, full load, at 100% dimming level) xx.x %	3
Electrical protection	Class II
Control gear type	LED driver constant current
Control gear mounting	Remote
Transformer required	No
Dimmable	Yes
Dimming method	DALI, Switch-dim (mains-rated)
Minimum dimming level (%)	1
Drive current (mA)	650
Drive current - Range (mA)	650mA / 650mA
Inrush Current (A)	20
Inrush Duration (µs)	140
Glow Wire Test (°C)	650
Energy Efficiency Class (A->G) of contained light source	D

Equinox

EQUINOX 165 2300 TRIMLESS 930 DALI
2059954

Nominal Frequency (Hz)	50/60Hz
Max. Luminaires per 10A C Breaker	40
Max. Luminaires per 13A C Breaker	56
Max. Luminaires per 16A C Breaker	64
Max. Luminaires per 20A C Breaker	80
Max. Luminaires per 10A B Breaker	21
Max. Luminaires per 13A B Breaker	28
Max. Luminaires per 16A B Breaker	35
Max. Luminaires per 20A B Breaker	44

Lifetime data

Lifespan L70 B50	120000
Lifespan L80 B20	114000
Lifespan L80 B10	108000
Lifespan L90 B10	51500

Physical data

Housing colour	RAL 9016 - Traffic white / Bezel
IP rating	IP20
IK rating	IK02
Diffuser finish	Other
Diffuser material	PMMA Acrylic
Reflector finish	None
Nominal Product Height (mm)	99
Nominal Product Diameter (mm)	175
Cutout Dimensions (W x L in mm or Diameter in mm)	165
Weight (kg)	1.55

Packaging

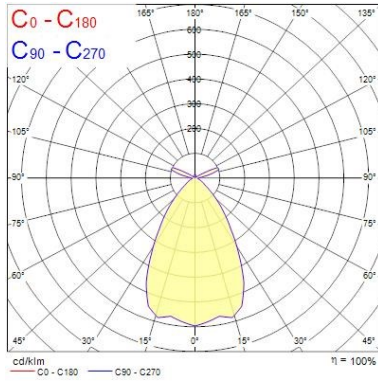
Single packaging type	Carton
Product EAN number	5025768599547
Packaging single length / height (cm)	20.0
Packaging single width (cm)	25.0
Packaging single depth (cm)	20.0
DUN14 (outer)	05025768599547
Units per outer package	1
Packaging outer length / height (cm)	20.0
Packaging outer width (cm)	25.0
Packaging outer depth (cm)	20.0

Safety data

Optimal operating condition (°C)	1-25
----------------------------------	------

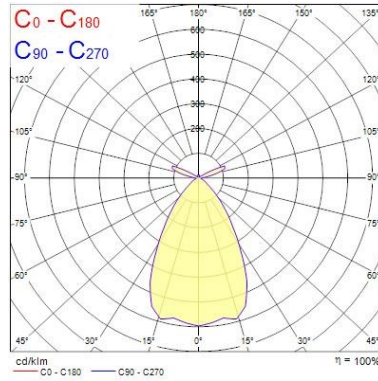
PHOTOMETRY

Equinox EQUINOX 165 2300 TRIMLESS 930 DALI 2059954



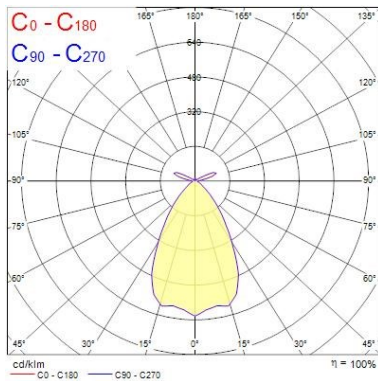
Distance [m]	Cone diameter [m]	E(0°) E(C0)	E(0°) E(C90)	illuminance [lx]
0.5	0.62	5490	1681	
1.0	1.25	1373	420	
1.5	1.87	610	187	
2.0	2.50	343	108	
2.5	3.12	220	67	
3.0	3.75	153	47	

Distance [m] Cone diameter [m]
C0 - C180 (Half beam angle: 64.0°)



Distance [m]	Cone diameter [m]	E(0°) E(C0)	E(0°) E(C90)	illuminance [lx]
0.5	0.64	1015	305	
1.0	1.28	254	76	
1.5	1.92	113	34	
2.0	2.56	63	19	
2.5	3.20	41	12	
3.0	3.84	28	8	

Distance [m] Cone diameter [m]
C0 - C180 (Half beam angle: 65.2°)



Distance [m]	Cone diameter [m]	E(0°) E(C0)	E(0°) E(C90)	illuminance [lx]
0.5	0.62	5430	1677	
1.0	1.24	1370	419	
1.5	1.87	609	186	
2.0	2.49	342	106	
2.5	3.11	219	67	
3.0	3.73	152	47	

Distance [m] Cone diameter [m]
C0 - C180 (Half beam angle: 63.8°)

TECHNICAL DRAWINGS

