

RefLED PAR16

RefLED Retro PAR16 V2 345LM 865 E14 36 SL
0029195



Product features

- High performance LED PAR16 lamp with the same look and feel of traditional PAR lamps
- Glass construction - means no colours clashing between the lamp and fixture
- Reduced visible heatsink from the front
- Mercury-free solution
- Lower maintenance cost
- Lifetime: 15,000 hours
- High lumen efficacy
- Non-dimmable
- 3 year warranty
- Suitable for general lighting and accent lighting for hotels, restaurants, bars, lobbies, corridors and halls



PRODUCT OVERVIEW

Product name	RefLED Retro PAR16 V2 345LM 865 E14 36 SL
Technology	LED
Watt (Rated) (W)	4.5
Type	LED exchangeable
Cap/Base	E14
Fixture rating	Open
General application	Hospitality, Museums & Galleries, Residential & Consumer, Retail
ETIM Class	EC001959
E-number FI	4741077
Warranty	3 years
Colour temperature (K)	6500
Light colour	Daylight
CRI (Ra)	80
Colour Variation Initial (SDCM)	SDCM6
Colour Consistency (SDCM)	6
Beam Angle (°)	36
Photobiological Risk Group	RG1
Wattage (W)	4.5
Product Voltage (V)	230
Dimmable	No
Average life (Nominal) (h)	15000
Product EAN number	5410288291956

DATA TABLE

General data

Product name	RefLED Retro PAR16 V2 345LM 865 E14 36 SL
Technology	LED

RefLED PAR16

RefLED Retro PAR16 V2 345LM 865 E14 36 SL
0029195

Watt (Rated) (W)	4.5
Type	LED exchangeable
Cap/Base	E14
Fixture rating	Open
General application	Hospitality, Museums & Galleries, Residential & Consumer, Retail
Operating temperature range (°C)	-20°C...+40°C
Performance ambient temperature Tq (°C)	25
ETIM Class	EC001959
E-number FI	4741077
Warranty	3 years

Optical data

Colour temperature (K)	6500
Light colour	Daylight
CRI (Ra)	80
Colour Variation Initial (SDCM)	SDCM6
Colour Consistency (SDCM)	6
Luminous Intensity (cd)	700
Beam Angle (°)	36
Photobiological Risk Group	RG1
Lumen maintenance at end of nominal life (%)	70

Electrical data

Wattage (W)	4.5
Equivalent watt (W)	50
Product Voltage (V)	230
Control gear required	No
No. Of switching cycles before premature failures	>50000
Transformer required	No
Dimmable	No
Inrush Current (A)	4.2
Inrush Duration (µs)	148
Lamp Energy Label (class)	F
Nominal Frequency (Hz)	50/60Hz
Max. Luminaires per 16A C Breaker	183
Max. Luminaires per 16A B Breaker	145

Lifetime data

Lifespan L70 B50	15000
Average life (Nominal) (h)	15000
Average life (Rated) (h)	15000

Physical data

Nominal Product Length (mm)	73
Nominal Product Diameter (mm)	50
Weight (kg)	0.045

RefLED PAR16

RefLED Retro PAR16 V2 345LM 865 E14 36 SL
0029195

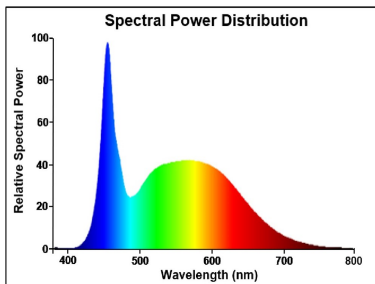
Packaging

Single packaging type	Carton
Product EAN number	5410288291956
Packaging single length / height (cm)	5.0
Packaging single width (cm)	5.0
Packaging single depth (cm)	8.7
DUN14 (inner)	25410288291950
Units per inner package	6
Packaging inner length / height (cm)	16.3
Packaging inner width (cm)	11.0
Packaging inner depth (cm)	9.8
DUN14 (outer)	15410288291953
Units per outer package	48
Packaging outer length / height (cm)	34.5
Packaging outer width (cm)	23.8
Packaging outer depth (cm)	22.0

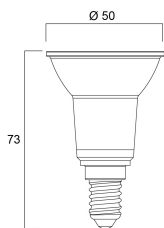
Safety data

Optimal operating condition (°C)	-20-40
Breakage cleaning instructions	Not applicable
Special purpose lamp	No
Dry applications use only	Yes
Suitable for household illumination	Yes
Safety message	Not Suitable for totally enclosed fixtures

PHOTOMETRY



TECHNICAL DRAWINGS



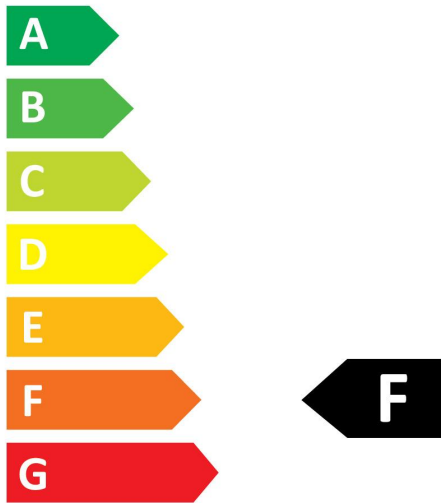
RefLED PAR16

RefLED Retro PAR16 V2 345LM 865 E14 36 SL
0029195



SYLVANIA

0029195



5
kWh/1000h



2019/2015

SYLVANIA

RefLED PAR16

RefLED Retro PAR16 V2 345LM 865 E14 36 SL

0029195



0029195



5
kWh/1000h



2019/2015