

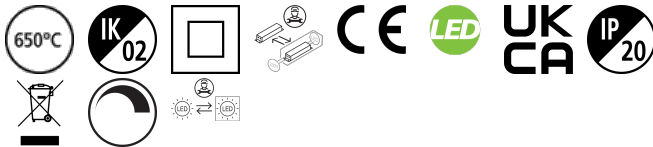
## Equinox

*EQUINOX 165 2100 930 SSC BLACK*  
2060590



### Product features

- Equinox is an elegant and innovative luminaire designed using the latest optical technology. It is a high quality and efficient lighting solution for office, hospitality, and retail environments. It creates inspirational halo effects regulated by a unique adjustable optic system. It is Sylsmart dimmable downlight luminaire, Colour rendering index Ra >90, Colour temperature: 3000K Warm White, Class II, Cut out dimensions: 165mm. Low Glare UGR<19. Finish Jet Black RAL 9005.

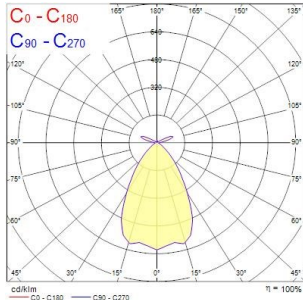


### PRODUCT OVERVIEW

Product name	EQUINOX 165 2100 930 SSC BLACK
Technology	LED
Cap/Base	N/A
Housing	Aluminium
Mount	Ceiling recessed mounting
General application	Office
ETIM Class	EC001744
Warranty	5 years
Fixture luminous flux (lm)	2100
Luminaire efficacy (lm/W)	105
Colour temperature (K)	3000
Light colour	Warm White
CRI (Ra)	90
Colour Variation Initial (SDCM)	SDCM3
Colour Consistency (SDCM)	3
Beam Angle (°)	64
Glare control	< 19
Photobiological Risk Group	RG1
Total power consumption (W)	20
Electrical protection	Class II
Control gear type	LED driver constant current
Control gear mounting	Remote
Dimmable	Yes
Dimming method	SylSmart SSC
Minimum dimming level (%)	1
Housing colour	RAL 9005 - Jet black
IP rating	IP20
IK rating	IK02
Product EAN number	5025768605903

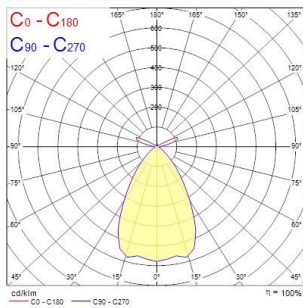
## Equinox EQUINOX 165 2100 930 SSC BLACK 2060590

### PHOTOMETRY



0.5	0.64	50%	494
		E(C0)	1468
1.0	1.28	50%	1174
		E(C0)	361
1.5	1.92	50%	612
		E(C0)	185
2.0	2.56	50%	285
		E(C0)	88
2.5	3.20	50%	188
		E(C0)	58
3.0	3.84	50%	130
		E(C0)	39

Distance [m] Cone diameter [m]  
C0 - C180 (Half beam angle: 65.2°)



0.5	0.64	50%	480
		E(C0)	1444
1.0	1.28	50%	1218
		E(C0)	361
1.5	1.93	50%	542
		E(C0)	160
2.0	2.58	50%	344
		E(C0)	90
2.5	3.22	50%	194
		E(C0)	58
3.0	3.87	50%	138
		E(C0)	40

Distance [m] Cone diameter [m]  
C0 - C180 (Half beam angle: 65.9°)

### TECHNICAL DRAWINGS

