

# PRODUCT DATASHEET

## L 22 W/827 G10Q

LUMILUX® T9 C | Circular fluorescent lamps 29 mm, with G10Q base



### Areas of application

- Public buildings
- Restaurants
- Industry
- Shops
- Supermarkets and department stores
- Hotels

### Product benefits

- Excellent uniform illumination with no shadows

### Product features

- Good color rendering index
- Single-ended round fluorescent lamp
- Dimmable



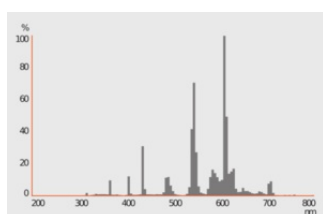
## TECHNICAL DATA

### Electrical data

Nominal wattage	22 W
Construction wattage	22.90 W
Nominal voltage	62 V
Nominal current	0.4 A

### Photometrical data

Luminous flux	1250 lm
Luminous efficacy	55 lm/W
Light color (designation)	LUMILUX INTERNA
Color temperature	2700 K
Color rendering index Ra	≥80
Light color	827
Rated LLMF at 2,000 h	0.80
Rated LLMF at 4,000 h	0.74
Rated LLMF at 6,000 h	0.72
Rated LLMF at 8,000 h	0.70



### Dimensions & Weight

Overall length	209.00 mm
Diameter	216 mm
Tube diameter	29 mm
Product weight	124.4 g

### Lifespan

Lifespan	9000 h
----------	--------

Service life	6300 h <sup>1)</sup>
Rated lamp survival factor at 2,000 h	0.99
Rated lamp survival factor at 4,000	0.95
Rated lamp survival factor at 6,000	0.83
Rated lamp survival factor at 8,000 h	0.62
Lifespan B50	9000 h

<sup>1)</sup> With preheat ECG

### Additional product data

Base (standard designation)	G10q
Mercury content	4.8 mg
Design / version	LUMILUX version

### Capabilities

Dimmable	Yes
----------	-----

### Certificates & Standards

Energy efficiency class	G
Energy consumption	23.00 kWh/1000h

### Country-specific categorizations

ILCOS	FSC-22/827-E-G10q-29/216
Order reference	L 22W/827 C G10

### Energy labelling regulation data acc EU 2019/2015

Lighting technology used	OTHER_FL
Non-directional or directional	NDLS
Mains or non-mains	NMLS
Light source cap-type (or other electric interface)	G10q
Connected light source (CLS)	No
Color-tuneable light source	No
Envelope	No
High luminance light source	No
Anti-glare shield	No
Correlated colour temperature type	SINGLE_VALUE
Claim of equivalent power	No
Length	209.00 mm

Height	216 mm
Width	216 mm
Chromaticity coordinate x	0,463
Chromaticity coordinate y	0,420
Beam angle correspondence	SPHERE_360
EPREL ID	546411
Model number	AC34186




## EQUIPMENT / ACCESSORIES

- Suitable for operation on electronic and conventional control gears

## Safety advice

- In case of lamp breakage: [www.ledvance.com/brokenlamp](http://www.ledvance.com/brokenlamp)

## DOWNLOAD DATA

DOWNLOAD DATA	
	Certificates
	Certificates
	Declarations of conformity

## LOGISTICAL DATA

Product code	Packaging unit (Pieces/Unit)	Dimensions (length x width x height)	Gross weight	Volume
4008321581068	Sleeve 1	225 mm x 38 mm x 212 mm	192.80 g	1.81 dm <sup>3</sup>
4008321581075	Shipping box 12	450 mm x 227 mm x 238 mm	2708.60 g	24.31 dm <sup>3</sup>

The mentioned product code describes the smallest quantity unit which can be ordered. One shipping unit can contain one or more single products. When placing an order, for the quantity please enter single or multiples of a shipping unit.

## DISCLAIMER

Subject to change without notice. Errors and omission excepted. Always make sure to use the most recent release.

