

## PRODUCT DATASHEET DULUX T PLUS 13 W/830

OSRAM DULUX® T PLUS | CFLni, 3 tubes, with 2-pin base for CCG operation



### Areas of application

- Offices, public buildings
- Shops
- Supermarkets and department stores
- Hotels, restaurants
- Industrial lighting

### Product benefits

- Improved maintenance

### Product features

- Good color rendering index
- Short and compact pin-base lamp with triple-turn tubes
- Single-ended two-pin plug-in GX24d base



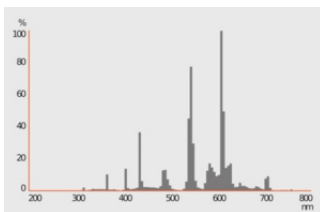
## TECHNICAL DATA

### Electrical data

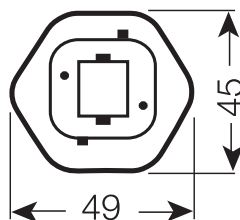
Nominal wattage	13 W
Construction wattage	14.10 W
Nominal voltage	91 V
Nominal current	0.18 A

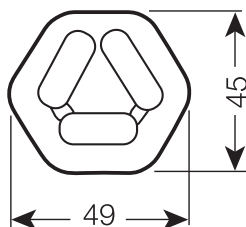
### Photometrical data

Luminous flux	850 lm
Luminous efficacy	60 lm/W
Light color (designation)	LUMILUX Warm White
Color temperature	3000 K
Color rendering index Ra	≥ 80
Light color	830
Rated LLMF at 2,000 h	0.85
Rated LLMF at 4,000 h	0.78
Rated LLMF at 6,000 h	0.76
Rated LLMF at 8,000 h	0.75



### Dimensions & Weight





Overall length	113.50 mm
Length with base excl. base pins/connection	90,00 mm
Diameter	11.00 mm
Tube diameter	12 mm
Product weight	54.00 g

### Temperatures & operating conditions

Ambient temperature range	-5...+40 °C
---------------------------	-------------

### Lifespan

Lifespan	10000 h
Service life	8000 h
Rated lamp survival factor at 2,000 h	0.99
Rated lamp survival factor at 4,000 h	0.99
Rated lamp survival factor at 6,000 h	0.95
Rated lamp survival factor at 8,000 h	0.81
Lifespan B50	10000 h

### Additional product data

Base (standard designation)	GX24d-1
Mercury content	2.0 mg

### Capabilities

Dimmable	No
----------	----

### Certificates & Standards

Energy efficiency class	G
Energy consumption	14.00 kWh/1000h

### Country-specific categorizations

ILCOS	FSM-13/830-I-GX24d-1
-------	----------------------

Order reference	DULUX T 13W/830
-----------------	-----------------

### Energy labelling regulation data acc EU 2019/2015

Lighting technology used	CFLNI
Non-directional or directional	NDLS
Mains or non-mains	NMLS
Light source cap-type (or other electric interface)	GX24d-1
Connected light source (CLS)	No
Color-tuneable light source	No
Envelope	No
High luminance light source	No
Anti-glare shield	No
Correlated colour temperature type	SINGLE_VALUE
Claim of equivalent power	No
Length	113.50 mm
Height	11.00 mm
Width	11.00 mm
Chromaticity coordinate x	0,440
Chromaticity coordinate y	0,403
Beam angle correspondence	SPHERE_360
EPREL ID	546453
Model number	AC34228

### EQUIPMENT / ACCESSORIES

- Suitable for operation on conventional control gear
- Suitable for 0.22 A control gear only (DULUX T 18 W PLUS)

### Safety advice

- In case of lamp breakage: [www.ledvance.com/brokenlamp](http://www.ledvance.com/brokenlamp)

### DOWNLOAD DATA

#### Documents and certificates



Declarations Of Conformity CE

**Documents and certificates**

Certificates

**Photometric and lighting design files**

Spectral power distribution

**LOGISTICAL DATA**

Product code	Packaging unit (Pieces/Unit)	Dimensions (length x width x height)	Gross weight	Volume
4050300446929	Folding box 1	49 mm x 46 mm x 121 mm	75.00 g	0.27 dm <sup>3</sup>
4050300446936	Shipping box 10	240 mm x 106 mm x 134 mm	752.00 g	3.41 dm <sup>3</sup>

The mentioned product code describes the smallest quantity unit which can be ordered. One shipping unit can contain one or more single products. When placing an order, for the quantity please enter single or multiples of a shipping unit.

**DISCLAIMER**

Subject to change without notice. Errors and omission excepted. Always make sure to use the most recent release.