DMEGC SOLAR

Residential / Commercial

TIER 1 Bloomberg NEW ENERGY FINANCE

iNFINITY RT

N-type

Bifacial Module with Double Glass

DMxxxG12RT-B54HBW

505~525W

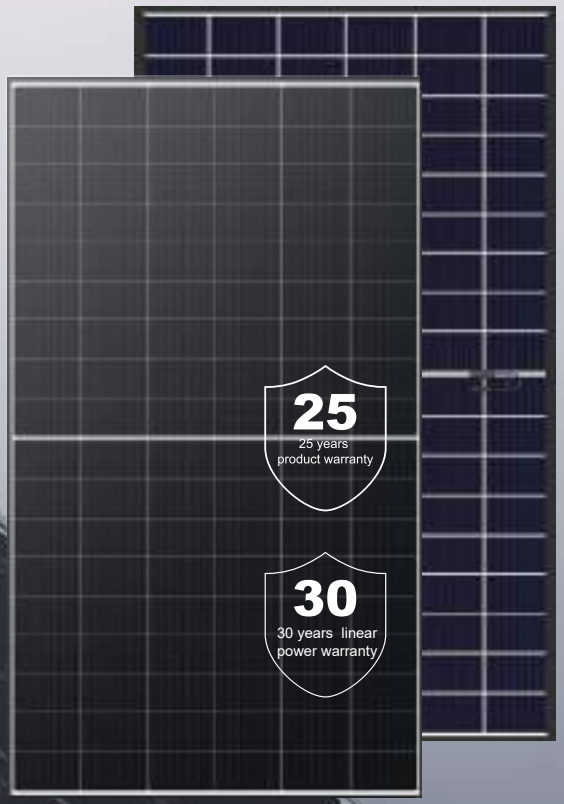

23.4%
Max. Efficiency

- **Leading manufacturing**
  40+ years experience in high-tech manufacturing.
- **High environmental, social and governance responsibility (ESG)**
  100% green production, transparent supply chain and excellent ESG rating in the solar industry.

Higher Module Efficiency
Increased energy yield due to optimized material use.

Extended Stress Tests
Protection against harsh environmental conditions
Certified by TÜV Rheinland.

Green Product
Focus on circular economy - low carbon footprint,
PFAS-free and recyclable components.

POWER WARRANTY

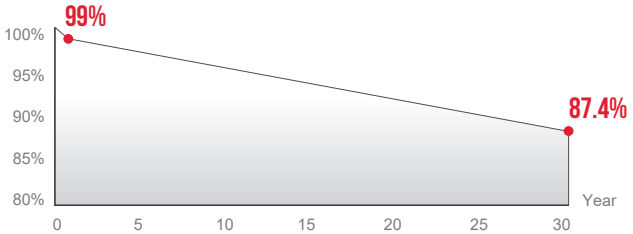

≤1% 1st-year Degradation ≤0.4% Annual Degradation Over 30 years

Performance warranty terms only apply to the front-side (STC) performance

COMPANY MANAGEMENT SYSTEM

SA 8000: ILO Standards. Social responsibility standards
ISO 9001: Quality management system
ISO 14001: Environmental management system
ISO 45001: Occupational health and safety management system
ISO 50001: Energy management system
ISO 27001: Information security management system

PRODUCT CERTIFICATION

IEC 61215, IEC 61730

SolarPower Europe

Munich RE

A member of Hengdian Group

DMxxxG12RT-B54HBW

Module Specification

Cell Type	N type Mono-crystalline, 108(6×18)
Dimensions (mm)	1977×1134×30
Weight (kg)	27.1
Front Cover	2mm heat strengthened glass, Anti-reflective coating
Rear Cover	2mm heat strengthened glass
Junction Box	3Diodes, IP68 according to IEC 62790
Output Cables (Including Connector)	4mm²/Portrait: 300mm (+)/200mm(-) Landscape: 1200mm(+)/1200mm(-) Length can be customized
Connector Type	Stäubli: PV-KST4-EVO2/xy_UR, PV-KBT4-EVO2/xy_UR, PV-KST4-EVO2A/xy, PV-KBT4-EVO2A/xy; Sunter: PV-ZH202B

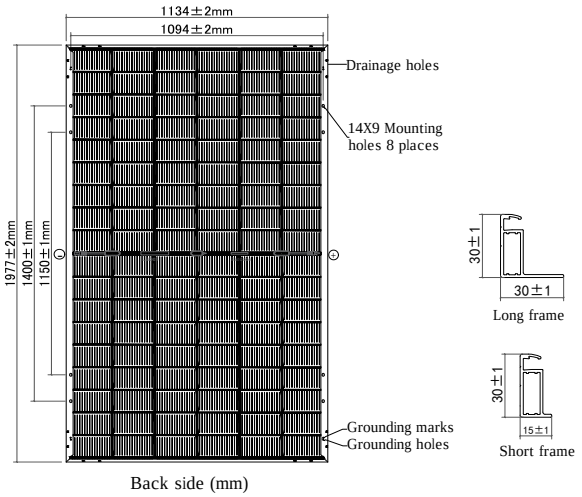

Back side (mm)

Electrical Specifications[1]

Module Type	DM505G12RT-B54HBW		DM510G12RT-B54HBW		DM515G12RT-B54HBW		DM520G12RT-B54HBW		DM525G12RT-B54HBW	
Testing Condition	STC[2]	BNPI[3]	STC	BNPI	STC	BNPI	STC	BNPI	STC	BNPI
Maximum Power (Pmax/W)	505	559	510	564	515	570	520	575	525	581
Maximum Power Current (Imp/A)	14.80	16.33	14.84	16.38	14.88	16.42	14.92	16.47	14.96	16.51
Maximum Power Voltage (Vmp/V)	34.13	34.17	34.37	34.41	34.61	34.65	34.85	34.89	35.09	35.13
Short-circuit Current (Isc/A)	15.73	17.31	15.78	17.36	15.83	17.42	15.88	17.47	15.93	17.53
Open-circuit Voltage (Voc/V)	40.49	40.49	40.62	40.62	40.75	40.75	40.88	40.88	41.01	41.01
Short-circuit Current @BSI[4] (A)	19.41		19.47		19.53		19.60		19.66	
Module Efficiency STC (%)	22.5		22.7		23.0		23.2		23.4	

[1] Measurements according to IEC 60904-3, Measurement tolerance: Isc: ±4%, Voc: ±3%, Test uncertainty for Pmax: ±3%, Bifaciality: 80%±5%, φIsc=80%±5%,φVoc=100%±3%,φPmax=80%±5%

[2] STC (Standard Test Condition): Radiation 1000W/m², Module temperature 25°C, AM=1.5

[3] BNPI: Ef=1000W/m2,Er=135W/m2,AM1.5,Tc=25℃

[4] BSI: Ef=1000W/m2, Er=300W/m2, AM1.5,Tc=25℃

BIFACIAL OUTPUT - REARSIDE POWER GAIN

10 %	Pmax (STC)	556	561	567	572	578
20 %	Pmax (STC)	606	612	618	624	630
30 %	Pmax (STC)	657	663	670	676	683

Operating Conditions

Operating Temperature (T98) (°C)	-40 to +70
Maximum System Voltage (V)	1500 DC(IEC)
Overcurrent Protection Rating (A)	30
Power Output Sorting Tolerance (%)	0~3
Protection Class	Class II
Max. Test Load, Push/Pull (Pa)	+5400 / -3600
Max. Design Load, Push/Pull (Pa)	+3600 / -2400
Fire Rating Class	IEC Class C

[4] The loading values will change according to different installing methods, please see installation manual for instructions.

Temperature Characteristics

Nominal Module Operating Temperature (NMOT)	42±2°C
Temperature Coefficient of Pmax (%/°C)	-0.29
Temperature Coefficient of Voc (%/°C)	-0.25
Temperature Coefficient of Isc (%/°C)	+0.048

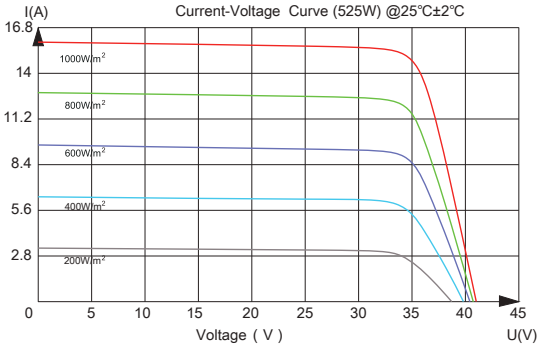

Packaging

Container	40HQ
Pallet Dimensions (mm)	1985x1140x1250
Pieces per Pallet	36
Pieces per Container	864
Country of Manufacture	China

Hengdian Group DMEGC Magnetics Co.,Ltd.
Add: Hengdian Industrial Zone, Dongyang City Zhejiang Province, China 322118
Tel: 0086-579-8658-8826 **E-mail:** solar@dmegc.com.cn **Website:** www.dmegcsolar.com

Statement: The installation instructions and the warranty conditions must be followed. Due to technological progress, product parameters will be adjusted accordingly. When signing the contract, the latest data of the company shall prevail. All information in this data sheet corresponds to EN 50380. Changes and errors excepted. Document: EN DS-G12RT-B54HBW Plus-20250903.
©DMEGC 2025 – All Rights Reserved