Data Sheet | Item Number: 2002-800/1000-411

Component plug; for carrier terminal blocks; 2-pole; with diode 1N4007; 5.2 mm wide; Operating temperature 85°C max.; gray

https://www.wago.com/2002-800/1000-411



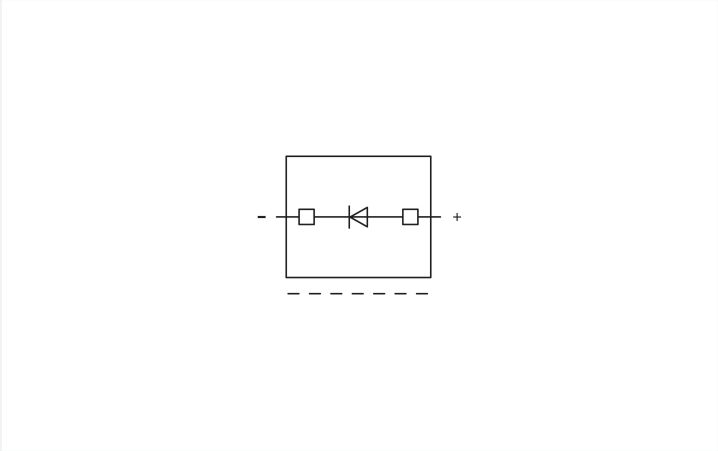

Color: gray

Component module with diode, 2002 Series, gray

Our component module with diode (item number 2002-800/1000-411) simplifies electrical installations.

Electrical data

Ratings per IEC/EN

Rated current	0.5 A

General information

Nominal voltage	250 V
Reverse voltage	1000 V
Number/type of diode/LED	with 1N4007 diode
Alignment	Right-side anode

Physical data

Width	5.2 mm / 0.205 inches

Mechanical data

Marking level	Center marking

Material data

Note (material data)	Information on material specifications can be found here
Color	gray
Material group	I
Insulation material (main housing)	Polyamide (PA66)
Flammability class per UL94	V0
Fire load	0.081 MJ
Weight	3.1 g

Environmental requirements

Processing temperature	-35 … +85 °C
Continuous operating temperature	-60 … +105 °C

Commercial data

Product Group	22 (TOPJOB S)
PU (SPU)	100 pcs
Packaging type	Box
Country of origin	DE
GTIN	4045454948993
Customs tariff number	85366990990

Product Classification

UNSPSC	39121402
eCl@ss 10.0	27-14-11-49
eCl@ss 9.0	27-14-11-49
ETIM 9.0	EC002018
ETIM 10.0	EC002018
ECCN	NO US CLASSIFICATION

Environmental Product Compliance

CAS-No.	7439-92-1 79-94-7
REACH Candidate List Substance	2,2',6,6'-tetrabromo-4,4'-isopropylidenediphenol Lead
RoHS Compliance Status	Compliant,With Exemption
RoHS Exemption	7(a)
SCIP notification number (Austria)	b8919147-4073-4998-bb2e-48b7d6d008e9
SCIP notification number (Belgium)	ffc24d50-fc5d-4186-a91f-3a516ddb82a3
SCIP notification number (Bulgaria)	27e92691-a401-468b-9fee-12c0f47aac10
SCIP notification number (Czech Republic)	3662a538-bbc8-42e6-be22-fe8f5af5cf23
SCIP notification number (Denmark)	47471db5-26d4-4e11-9055-5d03a9a6ce19
SCIP notification number (Finland)	bc0c7dd5-165e-456e-9e1b-b3a2bc4cfca2
SCIP notification number (France)	0e19a394-5998-4548-92d4-f8717262714c
SCIP notification number (Germany)	4366427c-ae43-4cb8-b567-53a315cdb89c
SCIP notification number (Hungary)	641f11a9-4164-40e9-aac4-ef8b8a194149
SCIP notification number (Italy)	5336760b-db9a-42bf-a63c-2386d3c37451
SCIP notification number (Netherlands)	fc1be457-3e3b-4db9-aecf-b3be19c4629a
SCIP notification number (Poland)	44bdaca9-97ca-45ca-83b9-3b79747d19a2
SCIP notification number (Romania)	85833a27-38ff-4659-85df-973671f9d621
SCIP notification number (Sweden)	80b6e838-d387-443c-82ce-f494493b0ffc

Continued on next page

Downloads

Environmental Product Compliance

Compliance Search

Environmental Product Compliance
2002-800/1000-411

Documentation

Bid Text

2002-800/1000-411	19.02.2019	xml 2.80 KB
2002-800/1000-411	02.08.2018	docx 14.31 KB

CAD/CAE-Data

CAD data

2D/3D Models
2002-800/1000-411

CAE data

WSCAD Universe
2002-800/1000-411

ZUKEN Portal
2002-800/1000-411

1 Compatible Products

1.1 Optional Accessories

1.1.1 Marking

1.1.1.1 Marker



Item No.: 793-5501/000-006
WMB marking card; as card; for terminal block width 5 - 17.5 mm; stretchable 5 - 5.2 mm; plain; snap-on type; blue



Item No.: 793-5501/000-014
WMB marking card; as card; for terminal block width 5 - 17.5 mm; stretchable 5 - 5.2 mm; plain; snap-on type; brown



Item No.: 793-5501/000-007
WMB marking card; as card; for terminal block width 5 - 17.5 mm; stretchable 5 - 5.2 mm; plain; snap-on type; gray



Item No.: 793-5501/000-023
WMB marking card; as card; for terminal block width 5 - 17.5 mm; stretchable 5 - 5.2 mm; plain; snap-on type; green



Item No.: 793-5501/000-017
WMB marking card; as card; for terminal block width 5 - 17.5 mm; stretchable 5 - 5.2 mm; plain; snap-on type; light green



Item No.: 793-5501/000-012
WMB marking card; as card; for terminal block width 5 - 17.5 mm; stretchable 5 - 5.2 mm; plain; snap-on type; orange



Item No.: 793-5501/000-005
WMB marking card; as card; for terminal block width 5 - 17.5 mm; stretchable 5 - 5.2 mm; plain; snap-on type; red



Item No.: 793-5501/000-024
WMB marking card; as card; for terminal block width 5 - 17.5 mm; stretchable 5 - 5.2 mm; plain; snap-on type; violet

Item No.: 793-5501
WMB marking card; as card; for terminal block width 5 - 17.5 mm; stretchable 5 - 5.2 mm; plain; snap-on type; white



Item No.: 793-5501/000-002
WMB marking card; as card; for terminal block width 5 - 17.5 mm; stretchable 5 - 5.2 mm; plain; snap-on type; yellow



Item No.: 2009-115/000-006
WMB-Inline; for Smart Printer; 1500 pieces on roll; stretchable 5 - 5.2 mm; plain; snap-on type; blue



Item No.: 2009-115/000-007
WMB-Inline; for Smart Printer; 1500 pieces on roll; stretchable 5 - 5.2 mm; plain; snap-on type; gray



Item No.: 2009-115/000-023
WMB-Inline; for Smart Printer; 1500 pieces on roll; stretchable 5 - 5.2 mm; plain; snap-on type; green



Item No.: 2009-115/000-017
WMB-Inline; for Smart Printer; 1500 pieces on roll; stretchable 5 - 5.2 mm; plain; snap-on type; light green



Item No.: 2009-115/000-012
WMB-Inline; for Smart Printer; 1500 pieces on roll; stretchable 5 - 5.2 mm; plain; snap-on type; orange



Item No.: 2009-115/000-024
WMB-Inline; for Smart Printer; 1500 pieces on roll; stretchable 5 - 5.2 mm; plain; snap-on type; violet

Continued on next page

1.1.1.1 Marker



Item No.: 2009-115
WMB-Inline; for Smart Printer; 1500 pieces on roll; stretchable 5 - 5.2 mm; plain; snap-on type; white



Item No.: 2009-115/000-002
WMB-Inline; for Smart Printer; 1500 pieces on roll; stretchable 5 - 5.2 mm; plain; snap-on type; yellow

1.1.1.2 Marking strip



Item No.: 2009-110
Marking strips; for Smart Printer; on reel; not stretchable; plain; snap-on type; white

1.1.2 Screwless end stop

1.1.2.1 Mounting accessories



Item No.: 249-117
Screwless end stop; 10 mm wide; for DIN-rail 35 x 15 and 35 x 7.5; gray



Item No.: 249-116
Screwless end stop; 6 mm wide; for DIN-rail 35 x 15 and 35 x 7.5; gray

1.1.3 Terminal blocks

1.1.3.1 Carrier terminal block for modules and plugs



Item No.: 2002-1661
2-conductor carrier terminal block; for DIN-rail 35 x 15 and 35 x 7.5; 2.5 mm²; Push-in CAGE CLAMP®; 2,50 mm²; gray



Item No.: 2002-1662
2-conductor carrier terminal block; for DIN-rail 35 x 15 and 35 x 7.5; 2.5 mm²; Push-in CAGE CLAMP®; 2,50 mm²; orange



Item No.: 2002-1961
2-conductor carrier terminal block; with additional jumper position; for DIN-rail 35 x 15 and 35 x 7.5; 2.5 mm²; Push-in CAGE CLAMP®; 2,50 mm²; gray



Item No.: 2202-1661
2-conductor carrier terminal block; with push-button; for DIN-rail 35 x 15 and 35 x 7.5; 2.5 mm²; Push-in CAGE CLAMP®; 2,50 mm²; gray



Item No.: 2202-1961
2-conductor carrier terminal block; with push-button; with additional jumper position; for DIN-rail 35 x 15 and 35 x 7.5; 2.5 mm²; Push-in CAGE CLAMP®; 2,50 mm²; gray



Item No.: 2002-1761
3-conductor carrier terminal block; for DIN-rail 35 x 15 and 35 x 7.5; 2.5 mm²; Push-in CAGE CLAMP®; 2,50 mm²; gray



Item No.: 2202-1761
3-conductor carrier terminal block; with push-button; for DIN-rail 35 x 15 and 35 x 7.5; 2.5 mm²; Push-in CAGE CLAMP®; 2,50 mm²; gray



Item No.: 2002-1861
4-conductor carrier terminal block; for DIN-rail 35 x 15 and 35 x 7.5; 2.5 mm²; Push-in CAGE CLAMP®; 2,50 mm²; gray



Item No.: 2202-1861
4-conductor carrier terminal block; with push-button; for DIN-rail 35 x 15 and 35 x 7.5; 2.5 mm²; Push-in CAGE CLAMP®; 2,50 mm²; gray

Continued on next page

Installation Notes



These diode modules are ideal for custom diode circuits (e.g., lamp test and collective fault signal circuits) and offer the following advantages:

- Separation into functional and wiring levels
- Polarized switching direction
- Quick and easy module replacement
- Terminal blocks/modules provide high-density wiring in a width of just 5.2 mm.



Length of carrier terminal blocks with a pluggable diode module:
66.1 mm / 2.62 inch for 2002-1661
76.8 mm / 3.02 inch for 2002-1761
87.5 mm / 3.45 inch for 2002-1861
72.9 mm / 2.87 inch for 2002-1961

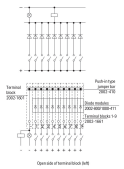

Diode Module (2002-800/1000-411)
Diode gate for collective fault indication

Testing



Testing
Can also be performed using 2-pole test plugs.

Continued on next page

Marking



Labeling via WMB Multi markers and marking strips