Data Sheet | Item Number: 2002-880/1000-542

Component plug; 2-pole; LED (red); 10.4 mm wide; Operating temperature 85°C max.; multicoloured

https://www.wago.com/2002-880/1000-542



Color: multi-colored

Similar to illustration

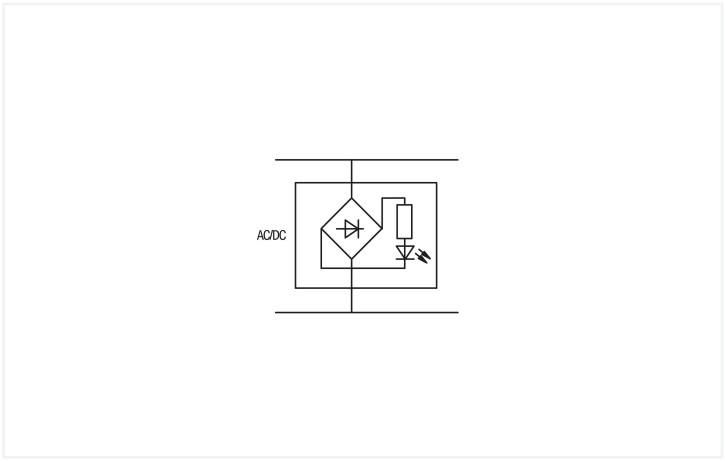

Similar to illustration

Component module with LED, 2002 Series, multi-colored

Enjoy seamless electrical installations with this component module with LED (item number 2002-880/1000-542).

Electrical data

Ratings per IEC/EN

Rated current	0.003 A
Operation status indicator	30 … 65 V

General information

Number/type of diode/LED	Red LED
Alignment	Right-side anode

Physical data

Width	10.4 mm / 0.409 inches

Mechanical data

Marking level	Center marking

Material data

Note (material data)	Information on material specifications can be found here
Color	multi-colored
Material group	I
Insulation material (main housing)	Polyamide (PA66)
Flammability class per UL94	V0
Fire load	0.09 MJ
Weight	4.1 g

Environmental requirements

Processing temperature	-35 … +85 °C
Continuous operating temperature	-60 … +105 °C

Commercial data

Product Group	22 (TOPJOB S)
PU (SPU)	50 pcs
Packaging type	Box
Country of origin	DE
GTIN	4045454913953
Customs tariff number	85472000900

Product Classification

UNSPSC	39121402
eCl@ss 10.0	27-14-11-49
eCl@ss 9.0	27-14-11-49
ETIM 9.0	EC002018
ETIM 10.0	EC002018
ECCN	NO US CLASSIFICATION

Environmental Product Compliance

CAS-No.	7439-92-1
REACH Candidate List Substance	Lead
RoHS Compliance Status	Compliant,No Exemption
SCIP notification number (Bulgaria)	d9b5266b-3f47-4874-a656-47099490bcb2
SCIP notification number (Czech Republic)	171c9adc-ad52-4242-aba5-eee43e000e8d

Downloads

Environmental Product Compliance

Compliance Search

Environmental Product Compliance 2002-880/1000-542

Documentation

Bid Text

2002-880/1000-542	19.02.2019	xml 2.71 KB	
2002-880/1000-542	02.08.2018	docx 14.45 KB	

Continued on next page

CAD/CAE-Data

CAD data	CAE data
2D/3D Models 2002-880/1000-542	WSCAD Universe 2002-880/1000-542
	ZUKEN Portal 2002-880/1000-542

1 Compatible Products

1.1 Optional Accessories

1.1.1 Marking

1.1.1.1 Marker



Item No.: 793-5501/000-006
WMB marking card; as card; for terminal block width 5 - 17.5 mm; stretchable 5 - 5.2 mm; plain; snap-on type; blue



Item No.: 793-5501/000-014
WMB marking card; as card; for terminal block width 5 - 17.5 mm; stretchable 5 - 5.2 mm; plain; snap-on type; brown



Item No.: 793-5501/000-007
WMB marking card; as card; for terminal block width 5 - 17.5 mm; stretchable 5 - 5.2 mm; plain; snap-on type; gray



Item No.: 793-5501/000-023
WMB marking card; as card; for terminal block width 5 - 17.5 mm; stretchable 5 - 5.2 mm; plain; snap-on type; green



Item No.: 793-5501/000-017
WMB marking card; as card; for terminal block width 5 - 17.5 mm; stretchable 5 - 5.2 mm; plain; snap-on type; light green



Item No.: 793-5501/000-012
WMB marking card; as card; for terminal block width 5 - 17.5 mm; stretchable 5 - 5.2 mm; plain; snap-on type; orange



Item No.: 793-5501/000-005
WMB marking card; as card; for terminal block width 5 - 17.5 mm; stretchable 5 - 5.2 mm; plain; snap-on type; red



Item No.: 793-5501/000-024
WMB marking card; as card; for terminal block width 5 - 17.5 mm; stretchable 5 - 5.2 mm; plain; snap-on type; violet

Item No.: 793-5501
WMB marking card; as card; for terminal block width 5 - 17.5 mm; stretchable 5 - 5.2 mm; plain; snap-on type; white



Item No.: 793-5501/000-002
WMB marking card; as card; for terminal block width 5 - 17.5 mm; stretchable 5 - 5.2 mm; plain; snap-on type; yellow



Item No.: 2009-115/000-006
WMB-Inline; for Smart Printer; 1500 pieces on roll; stretchable 5 - 5.2 mm; plain; snap-on type; blue



Item No.: 2009-115/000-007
WMB-Inline; for Smart Printer; 1500 pieces on roll; stretchable 5 - 5.2 mm; plain; snap-on type; gray



Item No.: 2009-115/000-023
WMB-Inline; for Smart Printer; 1500 pieces on roll; stretchable 5 - 5.2 mm; plain; snap-on type; green



Item No.: 2009-115/000-017
WMB-Inline; for Smart Printer; 1500 pieces on roll; stretchable 5 - 5.2 mm; plain; snap-on type; light green



Item No.: 2009-115/000-012
WMB-Inline; for Smart Printer; 1500 pieces on roll; stretchable 5 - 5.2 mm; plain; snap-on type; orange



Item No.: 2009-115/000-024
WMB-Inline; for Smart Printer; 1500 pieces on roll; stretchable 5 - 5.2 mm; plain; snap-on type; violet



Item No.: 2009-115
WMB-Inline; for Smart Printer; 1500 pieces on roll; stretchable 5 - 5.2 mm; plain; snap-on type; white



Item No.: 2009-115/000-002
WMB-Inline; for Smart Printer; 1500 pieces on roll; stretchable 5 - 5.2 mm; plain; snap-on type; yellow

1.1.1.2 Marking strip



Item No.: 2009-110
Marking strips; for Smart Printer; on reel; not stretchable; plain; snap-on type; white

Continued on next page

1.1.2 Screwless end stop

1.1.2.1 Mounting accessories



Item No.: 249-117
Screwless end stop; 10 mm wide; for DIN-rail 35 x 15 and 35 x 7.5; gray



Item No.: 249-116
Screwless end stop; 6 mm wide; for DIN-rail 35 x 15 and 35 x 7.5; gray

1.1.3 Terminal blocks

1.1.3.1 Through terminal block



Item No.: 2002-1201
2-conductor through terminal block; 2.5 mm²; suitable for Ex e II applications; side and center marking; for DIN-rail 35 x 15 and 35 x 7.5; Push-in CAGE CLAMP®; 2,50 mm²; gray



Item No.: 2202-1201
2-conductor through terminal block; with push-button; 2.5 mm²; with test port; suitable for Ex e II applications; side and center marking; for DIN-rail 35 x 15 and 35 x 7.5; Push-in CAGE CLAMP®; 2,50 mm²; gray



Item No.: 2002-1301
3-conductor through terminal block; 2.5 mm²; suitable for Ex e II applications; side and center marking; for DIN-rail 35 x 15 and 35 x 7.5; Push-in CAGE CLAMP®; 2,50 mm²; gray



Item No.: 2202-1301
3-conductor through terminal block; with push-button; 2.5 mm²; with test port; suitable for Ex e II applications; side and center marking; for DIN-rail 35 x 15 and 35 x 7.5; Push-in CAGE CLAMP®; 2,50 mm²; gray



Item No.: 2002-1401
4-conductor through terminal block; 2.5 mm²; suitable for Ex e II applications; side and center marking; for DIN-rail 35 x 15 and 35 x 7.5; Push-in CAGE CLAMP®; 2,50 mm²; gray



Item No.: 2202-1401
4-conductor through terminal block; with push-button; 2.5 mm²; with test port; side and center marking; for DIN-rail 35 x 15 and 35 x 7.5; Push-in CAGE CLAMP®; 2,50 mm²; gray

Installation Notes



The monitoring of control and operating current circuits with LED modules on rail-mount terminal blocks provides several advantages:

- No additional assembly and wiring costs
- Separation into functional and wiring levels
- Modules can be replaced quickly by other types of modules.Additional advantages:

- Polarized switching direction
- Terminal blocks/modules provide high-density wiring in a width of just 5.2 mm.



Length of through terminal blocks with a pluggable LED module:
48.5 mm / 1.91 inch for 2002-1201
59.2 mm / 2.33 inch for 2002-1301
69.9 mm / 2.75 inch for 2002-1401

Continued on next page

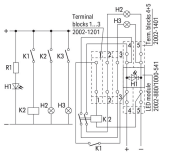

LED Module (2002-880/1000-541)
Control unit

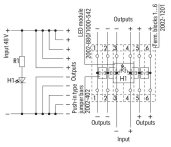

LED Module (2002-880/1000-541)
Multiple outputs with indicator lamp

Testing



Testing
Can also be performed using 2-pole test plugs.

Marking



Labeling via WMB Multi markers and marking strips