Data Sheet | Item Number: 2273-205

PUSH WIRE® splicing connector; for solid conductors; max. 2.5 mm²; 5-conductor; transparent housing; yellow cover; Surrounding air temperature: max 60°C (T60); 2,50 mm²; transparent

https://www.wago.com/2273-205





Color: ☐ transparent









Continued on next page

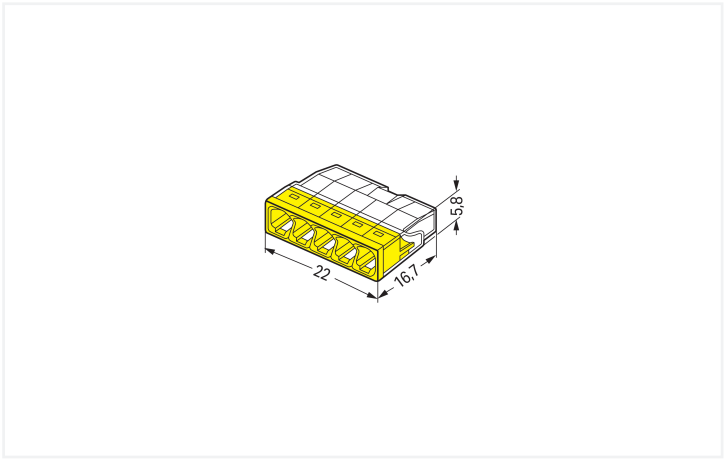

Dimensions in mm

PUSH WIRE® splicing connector, 2273 Series, transparent

Easy electrical installations are guaranteed with this PUSH WIRE® splicing connector (item number 2273-205). This series of PUSH WIRE® connectors ensures safe and quick connections in both surface-mounted and flush-mounted junction boxes in any building, regardless of installation complexity. Conductors can only be connected to this PUSH WIRE® splicing connector if their strip length is 11 mm . This splicing connector has a rated voltage of 450 V and can handle currents up to 24 A, making it ideal for high-load applications. This product features conductor terminals and utilizes PUSH WIRE®. Our reliable PUSH WIRE® connection offers the fastest method for clamping conductors. It utilizes the conductor's stiffness to overcome the clamping spring's contact force. Dimensions: (22 x 5.8 x 16.7) mm (width x height x depth). Depending on the type of conductor, this PUSH WIRE® splicing connector is ideal for conductor cross sections ranging from 0.5 mm² to 2.5 mm².

PUSH WIRE® – the most reliable way to terminate a conductor

The contact surface is tin-coated

- The right solution for every wiring task
- Safe and fast installation
- Actuation via push-in

Notes

General safety information	**NOTICE: Observe installation and safety instructions!** ▪ **Only to be used by electricians!** ▪ Do not work under voltage/load! ▪ Use only for proper use! ▪ Observe national regulations/standards/guidelines! ▪ Observe technical specifications for the products! ▪ Observe the number of permissible potentials! ▪ Do not use damaged/dirty components! ▪ Observe conductor types, cross-sections and strip lengths! ▪ Insert conductor until it hits the product's backstop! ▪ Use original accessories! **To be sold only with installation instructions!**
Safety Information	in grounded power lines

Electrical data

Ratings per	IEC/EN 60998		
Overvoltage category	III	III	II
Pollution degree	3	2	2
Nominal voltage	-	-	450 V
Rated impulse withstand voltage	-	-	4 kV
Rated current	-	-	24 A

Approvals per	UL 486C		
Use group	B	C	D
Rated voltage	-	-	-
Rated current	-	-	-

 Continued on next page

General information

Wiring direction	Side-entry wiring

Connection Data

Clamping units	5
Total number of potentials	1

Connection 1

Connection technology	PUSH WIRE®
Actuation type	Push-in
Connectable conductor materials	Copper Aluminum
Connectable conductor materials (note)	**Terminating Aluminum Conductors** WAGO Spring-Clamp Terminal Blocks are suitable for solid aluminum conductors up to 4 mm²/12 AWG if WAGO Aluminum Contact Paste 249-130 is used for termination. Aluminum Contact Paste Advantages: ▪ Automatically destroys the oxide film during clamping. ▪ Prevents fresh oxidation at the clamping point. ▪ Prevents electrolytic corrosion between aluminum and copper conductors (in the same terminal block). ▪ Provides long-term protection against corrosion. For spring pressure connections with PUSH WIRE® connection technology, **WAGO recommends that the aluminum conductor first be cleaned** and then immediately inserted into the clamping unit filled with aluminum contact paste. It is also possible to apply WAGO Aluminum Contact Paste **additionally** on the whole surface of the aluminum conductor before termination. Please note that the nominal currents must be adapted to the reduced conductivity of the aluminum conductors:: 2.5 mm² = 16 A 4 mm² = 22 A
Solid conductor	0.5 … 2.5 mm² / 20 … 16 AWG
Strip length	11 mm / 0.43 inches
Wiring direction	Side-entry wiring

Physical data

Width	22 mm / 0.866 inches
Height	5.8 mm / 0.228 inches
Depth	16.7 mm / 0.657 inches

Continued on next page

Material data

Note (material data)	Information on material specifications can be found here
Color	transparent
Cover color	yellow
Material group	IIIa
Insulation material (main housing)	Polycarbonate (PC)
Flammability class per UL94	V2
Clamping spring material	Chrome-nickel spring steel (CrNi)
Contact material	Electrolytic copper (E_{Cu})
Contact Plating	Tin
Fire load	0.03 MJ
Weight	1.6 g

Environmental requirements

Ambient temperature (operation)	+60 °C
Continuous operating temperature	105 °C
Temperature marking per EN 60998	T60

Commercial data

Product Group	7 (Push Wire Conn.)
PU (SPU)	1000 (100) pcs
Packaging type	Box
Country of origin	DE
GTIN	4050821027874
Customs tariff number	85369010000

Product Classification

UNSPSC	39121409
eCl@ss 10.0	27-14-11-04
eCl@ss 9.0	27-14-11-04
ETIM 9.0	EC000446
ETIM 10.0	EC000446
ECCN	NO US CLASSIFICATION

Environmental Product Compliance

Product sustainability data	Link
RoHS Compliance Status	Compliant,No Exemption

Approvals / Certificates

General approvals

Approval	Standard	Certificate Name
cULus_Listed_667F Underwriters Laboratories Inc.	UL 486C	E69654
VDE VDE Prüf- und Zertifizierungsinstitut	EN 60998	40029794

Declarations of conformity and manufacturer's declarations

Approval	Standard	Certificate Name
EU-Declaration of Conformity WAGO GmbH & Co. KG	-	-
UK-Declaration of Conformity WAGO GmbH & Co. KG	-	-

Continued on next page

Approvals for marine applications

Approval	Standard	Certificate Name
ABS American Bureau of Shipping	-	23-2417173-PDA
LR Lloyds Register	EN 60998	LR22207029TA
PRS Polski Rejestr Statków	EN 60998	TE/1093/880590/23

Downloads

Environmental Product Compliance

Compliance Search

Environmental Product Compliance 2273-205

Documentation

Bid Text

ausschreiben.de
2273-205

CAD/CAE-Data

CAD data

2D/3D Models 2273-205

CAE data

EPLAN Data Portal 2273-205

WSCAD Universe 2273-205

ZUKEN Portal 2273-205

1 Compatible Products

1.1 Optional Accessories

1.1.1 Mounting adapter

1.1.1.1 Mounting accessories



Item No.: 2273-500
Mounting carrier; for single- and double-row con.; 2273 Series; for DIN-35 rail mounting/ screw mounting; orange

1.1.2 Tool

1.1.2.1 Aluminum contact paste



Item No.: 249-130
Syringe; Contents: Aluminum Contact Paste, 20 ml

Installation Notes

Conductor termination



Strip solid conductor to 11 mm/0.43 inch (see marking).



The transparent housing shows if conductors are fully inserted; within the colored base, a clear port shows if the conductor's strip length is correct.
Conductors are correctly stripped if the clear port shows no bare conductor on the unprinted connector side. Picture shows center conductor with exceeded strip length.



Termination: Insert the stripped solid conductor until it hits the backstop.



Removal: Hold conductor to be removed and twist alternately left and right while pulling the connector.

Testing



Testing via test port opposite to conductor entry.