# Data Sheet | Item Number: 2585-327

Relay module; Nominal input voltage: 110 VDC; 2 changeover contacts; Limiting continuous current: 6 A; with manual operation; Set of relay socket and elementary relay; Yellow status indicator; Module width: 27 mm

https://www.wago.com/2585-327











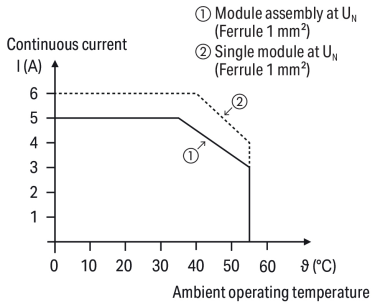


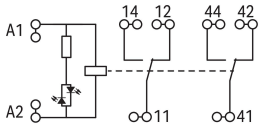


Deratingkurve

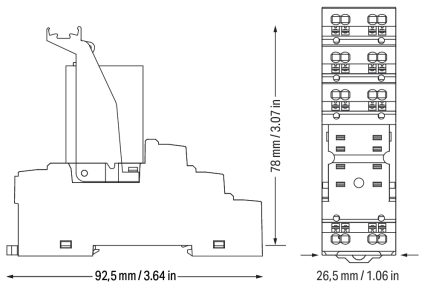


## This item includes:

| | | |
|---|---|---|
| Item No.: 858-110 | 1 | Ejector; for basic relays 25 mm x 35 mm |
| Item No.: 2585-102 | 1 | Relay socket; 2 changeover contacts |
| Item No.: 2585-127 | 1 | Basic relay; Nominal input voltage: 110 VDC; 2 changeover contacts; Limiting continuous current: 10 A; with manual operation; Module width: 21 mm; Module height: 35mm |

## Technical data

### Control circuit

| | |
|---|---|
| Nominal input voltage $U_N$ | 110 VDC |
| Input voltage range | -20 … +10 % |
| Nominal input current at $U_N$ | 8.5 mA |

### Load circuit

| | |
|---|---|
| Number of changeover/switchover contacts | 2 |
| Contact material (relay) | $AgSnO_2$ |
| Limiting continuous current | 6 A |
| Switching Voltage, Max. | 250 VAC; 30 VDC |
| Switching power (resistive) max. | AC 1500 VA; DC 180 W |
| Utilization category | AC-15: 3 A / 250 VAC<br>DC-13: 2 A / 30 VDC |
| Recommended minimum load | 5 V / 100 mA |
| Pull-in time (typ.) | 25 ms |
| Drop-out time (typ.) | 25 ms |
| Electrical life (NO; resistive load; 23 °C) | 100 x $10^3$ switching operations |
| Mechanical life | 10 x $10^6$ switching operations |

### Signaling

| | |
|---|---|
| Status indicator | Yellow LED<br>Mechanical |

### Safety and protection

| | |
|---|---|
| Rated Voltage | 300 V |
| Rated impulse withstand voltage | 2.5 kV |
| Overvoltage category | II |
| Pollution degree | 2 |
| Dielectric strength (control/load circuit) (AC, 1 min) | 2.5 kVrms |
| Dielectric strength (open contact) (AC, 1 min) | 1.5 kVrms |
| Dielectric strength (load/load circuit) (AC, 1 min) | 2.5 kVrms |
| Insulation type (open contact) | Functional insulation |
| Insulation type (load/load circuit) | Basic insulation |
| Insulation type (adjacent devices) | Reinforced insulation (safe isolation) |


Continued on next page

## Safety and protection

| | |
|---|---|
| Protection type | IP20 |

## Connection Data

| | |
|---|---|
| Connection technology | Push-in |
| Solid conductor | 0.25 … 2.5 mm² / 22 … 14 AWG |
| Fine-stranded conductor | 0.25 … 2.5 mm² / 22 … 14 AWG |
| Strip length | 10 … 11 mm / 0.39 … 0.43 inches |
| Note (conductor cross-section) | 2 x 0.34 … 2 x 1.5 mm² / 1 x 2.5 mm² / 2 x 22 … 2 x 16 AWG |

## Physical data

| | |
|---|---|
| Width | 26.8 mm / 1.06 inches |
| Height | 92.5 mm / 3.64 inches |
| Depth from upper-edge of DIN-rail | 78 mm / 3.07 inches |

## Mechanical data

| | |
|---|---|
| Mounting type | DIN-35 rail |
| Mounting position | horizontal (standing/lying); vertical |

## Material data

| | |
|---|---|
| Note (material data) | Information on material specifications can be found here |
| Weight | 95.7 g |

## Environmental requirements

| | |
|---|---|
| Ambient temperature (operation at $U_N$) | -40 … +55 °C |
| Ambient temperature (storage) | -40 … +70 °C |
| Processing temperature | -25 … +50 °C |
| Temperature range of connection cable | ≥ ($T_{ambient}$ + 25 K) |
| Relative humidity | 20 … 80 % (no condensation permissible) |
| Operating altitude (max.) | 2000 m |

## Standards and Specifications

| | |
|---|---|
| Standards/specifications | EN 60947-5-1 |

## Commercial data

| | |
|---|---|
| PU (SPU) | 10 pcs |
| Packaging type | Box |
| Country of origin | CN |
| GTIN | 4066966758153 |
| Customs tariff number | 85364900990 |


Continued on next page

## Product Classification

| | |
|---|---|
| UNSPSC | 39122334 |
| ETIM 9.0 | EC001437 |
| ETIM 10.0 | EC001437 |
| ECCN | NO US CLASSIFICATION |

## Environmental Product Compliance

| | |
|---|---|
| RoHS Compliance Status | Compliant,No Exemption |

## Approvals / Certificates

### Declarations of conformity and manufacturer's declarations

| Approval | Standard | Certificate Name |
|---|---|---|
| EU-Declaration of Conformity<br>WAGO GmbH & Co. KG | - | - |
| UK-Declaration of Conformity<br>WAGO GmbH & Co. KG | - | - |

## Downloads

### Environmental Product Compliance

**Compliance Search**

Environmental Product Compliance 2585-327

### Documentation

**Instruction Leaflet**

| | | | |
|---|---|---|---|
| WAGO Relaismodul | V 1.0.0<br>12.05.2025 | pdf<br>800.51 KB | |

### CAD/CAE-Data

**CAD data**

2D/3D Models 2585-327


Continued on next page

# 1 Compatible Products

## 1.1 Optional Accessories

### 1.1.1 Basic relay

#### 1.1.1.1 Basic relay



Item No.: 2585-127
Basic relay; Nominal input voltage: 110 VDC; 2 changeover contacts; Limiting continuous current: 10 A; with manual operation; Module width: 21 mm; Module height: 35mm

### 1.1.2 Ferrule

#### 1.1.2.1 Ferrule



Item No.: 216-241
Ferrule; Sleeve for 0.5 mm² / 20 AWG; insulated; electro-tin plated; electrolytic copper; gastight crimped; acc. to DIN 46228, Part 4/09.90; white



Item No.: 216-242
Ferrule; Sleeve for 0.75 mm² / 18 AWG; insulated; electro-tin plated; electrolytic copper; gastight crimped; acc. to DIN 46228, Part 4/09.90; gray



Item No.: 216-243
Ferrule; Sleeve for 1 mm² / AWG 18; insulated; electro-tin plated; electrolytic copper; gastight crimped; acc. to DIN 46228, Part 4/09.90; red



Item No.: 216-244
Ferrule; Sleeve for 1.5 mm² / AWG 16; insulated; electro-tin plated; electrolytic copper; gastight crimped; acc. to DIN 46228, Part 4/09.90; black

### 1.1.3 Jumper

#### 1.1.3.1 Jumper



Item No.: 2585-902
Jumper; 2-way; insulated

### 1.1.4 Marking

#### 1.1.4.1 Marker



Item No.: 793-5501
WMB marking card; as card; for terminal block width 5 - 17.5 mm; stretchable 5 - 5.2 mm; plain; snap-on type; white



Item No.: 793-501
WMB marking card; as card; not stretchable; plain; snap-on type; white



Item No.: 2009-115
WMB-Inline; for Smart Printer; 1500 pieces on roll; stretchable 5 - 5.2 mm; plain; snap-on type; white

#### 1.1.4.2 Marking strip



Item No.: 2009-110
Marking strips; for Smart Printer; on reel; not stretchable; plain; snap-on type; white


Continued on next page

## 1.1.5 Tool

### 1.1.5.1 Operating tool



Item No.: 210-719
Operating tool; Blade: 2.5 x 0.4 mm; with a partially insulated shaft