# Data Sheet | Item Number: 262-324

Space-saving, 2-conductor end terminal block; without push-buttons; suitable for Ex i applications; without protruding snap-in mounting foot; 1-pole; for terminal strips with snap-in mounting feet; 4 mm²; CAGE CLAMP®; 4,00 mm²; blue

https://www.wago.com/262-324

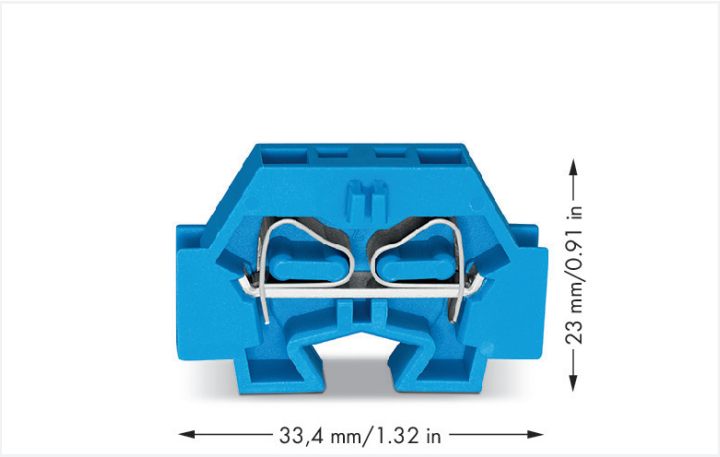




Color: blue



Through terminal block, 262 Series, operating tool

Our through terminal block (item number 262-324) is the perfect way to connect conductors quickly and easily. Conductors should only be connected to this through terminal block if their strip length is between 9 and 10 mm . Our mini rail-mount terminal blocks are perfect for working in tight spaces thanks to their compact design. With various mounting and actuation options, they offer maximum flexibility. Featuring conductor terminals along with CAGE CLAMP®, this connector outperforms the competition. Our reliable and maintenance-free CAGE CLAMP® connection makes it easy to connect all types of conductors without having to prepare the conductor. For example, you don't need to crimp ferrules. The dimensions are (7 x 33.4 x 21.7) mm (width x height x depth). This through terminal block is suitable for conductor cross sections ranging from 0.08 mm² to 4 mm².

An operating tool is used to operate this mini rail-mount terminal block.

## Electrical data

### Ratings per IEC/EN

| | |
|---|---|
| Nominal voltage (III/3) | 690 V |
| Rated impulse withstand voltage (III / 3) | 8 kV |
| Rated current | 32 A |
| Legend (ratings) | (III / 3) ≙ Overvoltage category III / Pollution degree 3 |

### Approvals per UL 1059

| Use group | B | C | D |
|---|---|---|---|
| Rated voltage | 300 V | 300 V | 300 V |
| Rated current | 20 A | 20 A | 10 A |

### Approvals per CSA 22.2 No 158

| Use group | B | C | D |
|---|---|---|---|
| Rated voltage | 600 V | 300 V | 600 V |
| Rated current | 5 A | 25 A | 5 A |

### General information

| | |
|---|---|
| Wiring direction | Side-entry wiring |

## Connection Data

| | |
|---|---|
| Clamping units | 2 |
| Total number of potentials | 1 |
| Number of levels | 1 |

### Connection 1

| | |
|---|---|
| Connection technology | CAGE CLAMP® |
| Actuation type | Operating tool |
| Connectable conductor materials | Copper |
| Solid conductor | 0.08 … 4 mm² / 28 … 12 AWG |
| Fine-stranded conductor | 0.08 … 4 mm² / 28 … 12 AWG |
| Strip length | 9 … 10 mm / 0.35 … 0.39 inches |
| Wiring direction | Side-entry wiring |

## Physical data

| | |
|---|---|
| Width | 7 mm / 0.276 inches |
| Height | 33.4 mm / 1.315 inches |
| Height from the surface | 23.1 mm / 0.909 inches |
| Depth | 21.7 mm / 0.854 inches |

## Mechanical data

| | |
|---|---|
| Design | horizontal type |
| Mounting type | Snap-in foot |
| Marking level | Side marking |

## Material data

| | |
|---|---|
| Note (material data) | Information on material specifications can be found here |
| Color | blue |
| Material group | I |
| Insulation material (main housing) | Polyamide (PA66) |
| Flammability class per UL94 | V0 |
| Fire load | 0.069 MJ |
| Halogen-free | Yes |
| Weight | 4.2 g |


Continued on next page

## Environmental requirements

| | |
|---|---|
| Processing temperature | -35 … +85 °C |
| Continuous operating temperature | -60 … +105 °C |

## Commercial data

| | |
|---|---|
| Product Group | 9 (Std Chassis Mt Blocks) |
| PU (SPU) | 100 (50) pcs |
| Packaging type | Box |
| Country of origin | CN |
| GTIN | 4044918640497 |
| Customs tariff number | 85369010000 |

## Product Classification

| | |
|---|---|
| UNSPSC | 39121410 |
| eCl@ss 10.0 | 27-14-11-06 |
| eCl@ss 9.0 | 27-14-11-06 |
| ETIM 9.0 | EC001284 |
| ETIM 10.0 | EC001284 |
| ECCN | NO US CLASSIFICATION |

## Environmental Product Compliance

| | |
|---|---|
| RoHS Compliance Status | Compliant,No Exemption |

## Approvals / Certificates

### General approvals

| Approval | Standard | Certificate Name |
|---|---|---|
| CCA<br>DEKRA Certification B.V. | EN 60998 | NTR NL 7661 |
| CSA<br>DEKRA Certification B.V. | C22.2 | 70010891 |
| KEMA/KEUR<br>DEKRA Certification B.V. | EN 60998 | 71-102644 |
| UR<br>Underwriters Laboratories Inc. | UL 1059 | E45172 |

### Declarations of conformity and manufacturer's declarations

| Approval | Standard | Certificate Name |
|---|---|---|
| EU-Declaration of Conformity<br>WAGO GmbH & Co. KG | - | - |
| UK-Declaration of Conformity<br>WAGO GmbH & Co. KG | - | - |

### Approvals for marine applications

| Approval | Standard | Certificate Name |
|---|---|---|
| ABS<br>American Bureau of Shipping | - | 24-0095979-PDA |
| BV<br>Bureau Veritas S.A. | EN 60947 | 07436/G0 BV |
| DNV GL<br>Det Norske Veritas, Germanischer Lloyd | - | TAE00001V2 |
| LR<br>Lloyds Register | IEC 60998 | LR22173030TA |

### Approvals for marine applications

| | | |
|---|---|---|
| PRS<br>Polski Rejestr Statków | - | TE/1094/880590/23 |


Continued on next page

## Downloads

### Environmental Product Compliance

**Compliance Search**

Environmental Product Compliance 262-324

### Documentation

**Bid Text**

| | | |
|---|---|---|
| 262-324 | 19.02.2019 | xml 3.18 KB |
| 262-324 | 17.08.2017 | doc 25.00 KB |

### CAD/CAE-Data

**CAD data**

2D/3D Models 262-324

**CAE data**

EPLAN Data Portal 262-324

WSCAD Universe 262-324

ZUKEN Portal 262-324

## 1 Compatible Products

### 1.1 Required Accessories

#### 1.1.1 End plate

##### 1.1.1.1 End plate



Item No.: 262-371
End plate; with snap-in mounting foot; gray

### 1.2 Optional Accessories

#### 1.2.1 Ferrule

##### 1.2.1.1 Ferrule



Item No.: 216-131
Ferrule; Sleeve for 0.25 mm² / AWG 24; uninsulated; electro-tin plated; silver-colored



Item No.: 216-241
Ferrule; Sleeve for 0.5 mm² / 20 AWG; insulated; electro-tin plated; electrolytic copper; gastight crimped; acc. to DIN 46228, Part 4/09.90; white



Item No.: 216-141
Ferrule; Sleeve for 0.5 mm² / 20 AWG; uninsulated; electro-tin plated; electrolytic copper; gastight crimped; acc. to DIN 46228, Part 1/08.92



Item No.: 216-242
Ferrule; Sleeve for 0.75 mm² / 18 AWG; insulated; electro-tin plated; electrolytic copper; gastight crimped; acc. to DIN 46228, Part 4/09.90; gray

### 1.2.1.1 Ferrule



Item No.: 216-142
Ferrule; Sleeve for 0.75 mm² / 18 AWG; uninsulated; electro-tin plated; electrolytic copper; gastight crimped; acc. to DIN 46228, Part 1/08.92



Item No.: 216-243
Ferrule; Sleeve for 1 mm² / AWG 18; insulated; electro-tin plated; electrolytic copper; gastight crimped; acc. to DIN 46228, Part 4/09.90; red



Item No.: 216-143
Ferrule; Sleeve for 1 mm² / AWG 18; uninsulated; electro-tin plated; electrolytic copper; gastight crimped; acc. to DIN 46228, Part 1/08.92



Item No.: 216-244
Ferrule; Sleeve for 1.5 mm² / AWG 16; insulated; electro-tin plated; electrolytic copper; gastight crimped; acc. to DIN 46228, Part 4/09.90; black



Item No.: 216-144
Ferrule; Sleeve for 1.5 mm² / AWG 16; uninsulated; electro-tin plated; electrolytic copper; gastight crimped; acc. to DIN 46228, Part 1/08.92; silver-colored



Item No.: 216-246
Ferrule; Sleeve for 2.5 mm² / AWG 14; insulated; electro-tin plated; electrolytic copper; gastight crimped; acc. to DIN 46228, Part 4/09.90; blue

## 1.2.2 Installation

### 1.2.2.1 Mounting accessories



Item No.: 209-137
Mounting adapter; can be used as end stop; 6.5 mm wide; gray

## 1.2.3 Jumper

### 1.2.3.1 Jumper



Item No.: 262-402
Jumper; for conductor entry; 2-way; insulated; gray

## 1.2.4 Marking

### 1.2.4.1 Marking strip



Item No.: 210-833
Marking strips; 25 m on roll; 6 mm wide; plain; Self-adhesive; white

## 1.2.5 Test and measurement

### 1.2.5.1 Testing accessories



Item No.: 249-137
Test plug module; without locking device; modular; for 2-conductor terminal blocks; gray

## 1.2.6 Tool

### 1.2.6.1 Operating tool



Item No.: 210-658
Operating tool; Blade: 3.5 x 0.5 mm; with a partially insulated shaft; angled; short; multicoloured



Item No.: 210-720
Operating tool; Blade: 3.5 x 0.5 mm; with a partially insulated shaft; multicoloured



Item No.: 210-657
Operating tool; Blade: 3.5 x 0.5 mm; with a partially insulated shaft; short; multicoloured

## Installation Notes

### Installation



Assembling modular terminal blocks into terminal strips.



Mounting an end plate.

### Conductor termination



**CAGE CLAMP® connection**
Inserting a conductor.
With ferruled conductors, it is necessary to use a terminal block one size larger than the conductor's nominal cross-section.

### Commoning



Commoning with comb-style jumper bar.

### Marking



Marking with self-adhesive marking strips.



Marking by direct printing (upon request).