Data Sheet | Item Number: 280-850/281-413

Fuse plug; with soldered miniature fuse; with indicator lamp; LED (red); DC 15 - 30 V; 250 mA FF; 5 mm wide; gray

https://www.wago.com/280-850/281-413



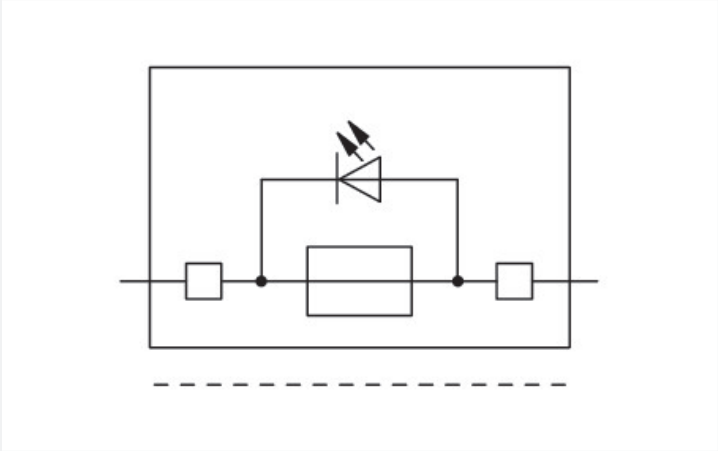

Color: gray

Fuse plug, 280 Series, gray

Enjoy error-free electrical installations with this fuse plug (item number 280-850/281-413).

Electrical data

Ratings per IEC/EN

Nominal voltage (III/3)	125 V
Rated current	5 A
Operation status indicator	15 … 30 V

Ratings per IEC/EN – Notes

Ratings (note)	Electrical ratings are given by the fuse and blown fuse indication.
Rated current (note)	Leakage current in case of a blown fuse: LED 5 … 20 mA

General information

Voltage type 1	DC
Fuse type	Miniature fuse; 250 mA FF

Physical data

Width	5 mm / 0.197 inches

Mechanical data

Marking level	without marking level

Material data

Note (material data)	Information on material specifications can be found here
Color	gray
Material group	I
Insulation material (main housing)	Polyamide (PA66)
Flammability class per UL94	V0
Fire load	0.05 MJ
Weight	2.9 g

Environmental requirements

Processing temperature	-35 … +85 °C
Continuous operating temperature	-60 … +105 °C

Commercial data

Product Group	1 (Rail Mounted Terminal Blocks)
PU (SPU)	100 pcs
Packaging type	Box
Country of origin	DE
GTIN	4045454363086
Customs tariff number	85366990990

Product Classification

UNSPSC	39121626
eCl@ss 10.0	27-14-11-49
eCl@ss 9.0	27-14-11-49
ETIM 9.0	EC002018
ETIM 10.0	EC002018
ECCN	NO US CLASSIFICATION

Environmental Product Compliance

RoHS Compliance Status	Compliant,No Exemption

Approvals / Certificates

General approvals

Approval	Standard	Certificate Name
CCA DEKRA Certification B.V.	EN 60947	2160584.53

Declarations of conformity and manufacturer's declarations

Approval	Standard	Certificate Name
EU-Declaration of Conformity WAGO GmbH & Co. KG	-	-
UK-Declaration of Conformity WAGO GmbH & Co. KG	-	-

Continued on next page

Approvals for marine applications

Approval	Standard	Certificate Name
ABS American Bureau of Shipping	EN 60947	24-0152298-PDA
DNV GL Det Norske Veritas, Germanischer Lloyd	-	TAE00001V2

Downloads

Environmental Product Compliance

Compliance Search

Environmental Product Compliance
280-850/281-413

Documentation

Bid Text

280-850/281-413	19.02.2019	xml 2.94 KB
280-850/281-413	14.03.2017	doc 24.00 KB

CAD/CAE-Data

CAD data

2D/3D Models
280-850/281-413

CAE data

WSCAD Universe
280-850/281-413

1 Compatible Products

1.1 Optional Accessories

1.1.1 Terminal blocks

1.1.1.1 Carrier terminal block for modules and plugs



Item No.: 280-616
2-conductor carrier terminal block; for DIN-rail 35 x 15 and 35 x 7.5; 2.5 mm²; CAGE CLAMP®; 2,50 mm²; gray



Item No.: 280-916
2-conductor carrier terminal block; for DIN-rail 35 x 15 and 35 x 7.5; 2.5 mm²; CAGE CLAMP®; 2,50 mm²; gray



Item No.: 280-610
3-conductor carrier terminal block; for DIN-rail 35 x 15 and 35 x 7.5; 2.5 mm²; CAGE CLAMP®; 2,50 mm²; gray



Item No.: 280-686
4-conductor carrier terminal block; for DIN-rail 35 x 15 and 35 x 7.5; 2.5 mm²; CAGE CLAMP®; 2,50 mm²; gray



Item No.: 280-816
4-conductor carrier terminal block; for DIN-rail 35 x 15 and 35 x 7.5; 2.5 mm²; CAGE CLAMP®; 2,50 mm²; gray

Installation Notes



Using fuse plugs with rail-mount terminal blocks (280/281 and 769 Series) for control circuit protection is highly advantageous because the function and wiring levels are separated:

- No additional assembly and wiring costs
- No risk of accidental contact with live parts when disconnecting the fuse plug
- Quick plug replacement in case of a blown fuse
- The fuse plug can be removed by service personnel
- No unintentional reclosing of the circuit by another personAdditional advantages:

- Terminal blocks/plugs provide ultra high-density wiring in a width of just 5 mm
- Optional LED indicates blown fuse

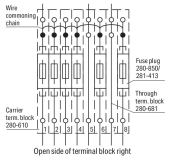

Fuse protection of individual outputs; supply via wire commoning chain