Data Sheet | Item Number: 282-440

Jumper; 10-way; insulated; orange

https://www.wago.com/282-440



Color: orange

Electrical data

Rated current	30 A

Material data

Color	orange
Material group	I
Insulation material (main housing)	Polyamide (PA66)
Flammability class per UL94	V0
Fire load	0.065 MJ
Weight	12.2 g

Commercial data

Product Group	1 (Rail Mounted Terminal Blocks)
PU (SPU)	50 (10) pcs
Packaging type	Box
Country of origin	DE
GTIN	4044918754712
Customs tariff number	85366990990

Product Classification

UNSPSC	39121421
eCl@ss 10.0	27-14-11-40
eCl@ss 9.0	27-14-11-40
ETIM 9.0	EC000489
ETIM 10.0	EC000489
ECCN	NO US CLASSIFICATION

Continued on next page

Environmental Product Compliance

RoHS Compliance Status	Compliant,No Exemption

Processing temperature (min.)	-35 °C
Processing temperature (max.)	85 °C
Processing temperature	-35 … +85 °C
Continuous operating temperature from	-60 °C
Continuous operating temperature up to	105 °C
Continuous operating temperature	-60 … +105 °C

Downloads

Environmental Product Compliance

Compliance Search

Environmental Product Compliance 282-440

Documentation

Bid Text

282-440	19.02.2019	xml 2.50 KB	
282-440	28.04.2017	doc 23.50 KB	

CAD/CAE-Data

CAD data

2D/3D Models 282-440

CAE data

EPLAN Data Portal 282-440

WSCAD Universe 282-440

ZUKEN Portal 282-440

Installation Notes

Commoning



Insert push-in type jumper bar and push down until it hits backstop.



Removing a push-in type jumper bar:
Insert the operating tool between the jumper and partition wall of the dual jumper slots, then lift up the jumper.
Place the operating tool in the center of jumpers for up to five contacts (see above), or alternately on both sides for jumpers with more than five contacts.

Continued on next page

Commoning



Custom jumpers are created by breaking and removing jumper contacts (2000, 2001, 2002, 2004 Series).



Marking with a felt-tip pen.

Commoning



Stepping down via push-in type jumper bar.



Stepping down via push-in type jumper bar:
Commoning via closed terminal side with end plate allows jumpering over two cross-section sizes, e.g., from 16 mm² (6 AWG) to 6 mm² (10 AWG) or from 6 mm² (10 AWG) to 2.5 mm² (14 AWG) (see illustration above).



Stepping down via push-in type jumper bar:
Commoning via open terminal side with end plate allows jumpering over two cross-section sizes for 16 mm² (6 AWG) and 10 mm² (8 AWG) and one cross-section size for 6/4/2.5 mm² (10/12/14 AWG). An example: from 16 mm² (6 AWG) to 6 mm² (10 AWG) (see illustration above) or from 10 mm² (8 AWG) to 4 mm² (12 AWG).



Note:
The total current of the outgoing circuits must not exceed the nominal current of the step-down jumper/push-in type jumper bar.